

This is a repository copy of *Statecraft and the Assessment of National Political Leaders: The Case of New Labour and Tony Blair*.

White Rose Research Online URL for this paper:

<https://eprints.whiterose.ac.uk/65896/>

Version: Submitted Version

Article:

Buller, Jim orcid.org/0000-0002-7365-2515 and James, Toby (2011) *Statecraft and the Assessment of National Political Leaders: The Case of New Labour and Tony Blair*. *British Journal of Politics and International Relations*. pp. 534-555. ISSN 1369-1481

<https://doi.org/10.1111/j.1467-856X.2011.00471.x>

Reuse

Items deposited in White Rose Research Online are protected by copyright, with all rights reserved unless indicated otherwise. They may be downloaded and/or printed for private study, or other acts as permitted by national copyright laws. The publisher or other rights holders may allow further reproduction and re-use of the full text version. This is indicated by the licence information on the White Rose Research Online record for the item.

Takedown

If you consider content in White Rose Research Online to be in breach of UK law, please notify us by emailing eprints@whiterose.ac.uk including the URL of the record and the reason for the withdrawal request.

Statecraft and the Assessment of National Political Leaders: The Case of New Labour and Tony Blair

Jim Buller and Toby S. James

This article makes the case for employing the statecraft approach (associated with the late Jim Bulpitt) to assess political leadership in Britain. Rather than 'importing' methodologies from the US, as some scholars have done, statecraft is preferred in the UK context for two main reasons. First, statecraft is concerned with the motives and behaviour of leadership cliques, and as a result, it is more appropriate for the collective leadership style that is a characteristic of parliamentary systems such as that in Britain. Second, statecraft goes some way towards incorporating a sense of structural context into our evaluation of leadership performance. This need to take into account the broader institutional constraints facing chief executives is something that an increasing number of academics in this area have been calling for. The utility of the approach is illustrated through a case study of the Blair administration.

Keywords: political leaders; prime ministers; statecraft; Tony Blair

Introduction

How the hell can you tell? Only the President himself can know what his real pressures and real alternatives are. If you don't know that, how can you judge performance? (John F. Kennedy, quoted in Schlesinger Jr 1997, 180)

I was obsessed by the thought that this Labour Government had to be different; had to be able to govern for a lengthy term, as Tory governments seemed habitually capable of doing (Blair 2010, 94).

Tony Blair's leadership of the Labour party, both in opposition and in government, has generated substantial comment and controversy. Blair's successes in this role are obvious. Not only did he reform the party so that it became electable after 18 years in opposition, but he is the only Labour leader in Britain to have won three general elections in a row. For others, Blair wasted a wonderful opportunity to recast the contours of British politics, especially when it came to domestic policy. Evidence of his reforming zeal in this sphere only really came to light in the last two years of his premiership, which had already become tarnished by his decision to support the Bush administration's invasion of Iraq. But how should *political scientists* evaluate the tenure of a particular leader? What criteria might we adopt for this purpose? Should such criteria be specific to a particular country, or is it possible to

1 develop benchmarks that are applicable across a range of political systems? Can our
2 assessment of leadership performance 'escape' our ideological or normative
3 assumptions about the processes of government and the ends that it ought to
4 deliver?

5 To date, much of the scholarship on leadership evaluation has originated with the
6 study of US presidents. Indeed, some of the methods developed in this work have
7 been employed by British political scientists. Contrary to this trend, this article
8 makes the case for employing Jim Bulpitt's statecraft approach to judge political
9 leaders in the UK. It begins by critically reviewing the existing literature before
10 going on to define, operationalise and justify Bulpitt's concept of elite statecraft. The
11 final section of the article attempts to demonstrate the utility of statecraft by
12 applying it to the leadership of Tony Blair.

13 **Importing from America: Existing Approaches to** 14 **Assessing Leadership** 15

16 To date, a number of approaches have been developed for the purpose of assessing
17 political leadership, most of which have originated in the US. One popular method
18 has been to rate American presidents by conducting surveys of 'expert opinion'. The
19 pioneer in this area was Arthur Schlesinger Sr (1948), who asked respondents to
20 place occupants of the White House in one of the following categories: 'Great';
21 'Near Great'; 'Average'; 'Below Average'; or 'Failure'. No other criterion was speci-
22 fied, although those polled were requested only to take into account 'the perform-
23 ance of these men as President' and not their contribution to statesmanship
24 outside office, for example in military positions (Schlesinger Sr 1948, 66–67). Since
25 Schlesinger Sr, a range of other scholars have introduced longer and more precise
26 lists of indicators in an attempt to further quantify and rate presidents according to
27 league tables of results. Interestingly, despite this greater methodological complex-
28 ity, the list of presidential 'greats' (Lincoln, Washington, Jefferson, Franklin Delano
29 Roosevelt and Wilson) has remained remarkably similar over the years (Pederson
30 and McLaurin 1987; Murray and Blessing 1994; Ridings and McIver 1997;
31 Schlesinger Jr 1997).

32 Playing the 'ratings game' has also enjoyed some popularity in the UK, most
33 notably in the work of Kevin Theakston and Mark Gill (2006 and 2011). In their
34 original 2006 study, the authors contacted 258 academics (either political scientists
35 or experts in modern British history) and asked them to evaluate all 20th-century
36 prime ministers in terms of their success, on a scale of 0–10. A mean score for each
37 leader was calculated and a league table of 'performance' was constructed. At the
38 same time, respondents were given a list of characteristics and were invited to pick
39 those three they thought to be the most important for a leader to be judged
40 successful. Top of the list was 'leadership skills', an attribute selected by nearly two
41 thirds of experts, followed by 'sound judgement' (42 per cent) and 'good in a crisis'
42 (24 per cent). Attlee came top of the league table, with Blair ranked sixth out of 20.
43 A similar exercise of post-1945 leaders published in 2011 also put Attlee top but
44 Blair rose to third.

45 This methodology for evaluating political leaders has been subject to a range of
46 criticisms over the years. Charles and Richard Faber (Faber and Faber 2000, 3) have

1 complained that the failure by many authors to operationalise in more detail the
2 criteria to be employed makes the precise value of the exercise unclear. For
3 example, we know from Theakston and Gill's survey that a majority of experts
4 rated 'leadership skills' as the most important trait of a successful leader. But
5 skipping over the possible tautologous nature of this conclusion for a second, what
6 do we really mean by 'leadership skills'? It follows on from this question that,
7 despite attempts to produce more extensive lists of indicators for measuring lead-
8 ership performance, such benchmarks on the whole remain too general to be
9 interpreted in the same way by academics. While an impression of objectivity is
10 given, strengthened by the allocation of numerical scores to each leader, all evalu-
11 ation exercises will inevitably be subjective. Perhaps the best that we can hope for
12 is that our (subjective) criteria offer up a fair and realistic 'test' for chief executives.

13
14 Second, as Theakston and Gill (2006, 194) themselves note, rating political leaders
15 according to an aggregate score across a range of indicators is arguably a too
16 superficial approach to this subject area. It is often the case that leaders will score
17 highly in relation to some functions and poorly according to others. Put in different
18 terms, leaders can be both a 'success' and a 'failure' at the same time (depending on
19 which aspects of the job they are being judged on), and it seems important to try to
20 take into account this more complex picture. To quote Theakston and Gill (2006,
21 212) directly:

22 We ... need a broader, more historically nuanced and contextualised
23 analysis of individual leaders, the ingredients of political/governmental
24 effectiveness and the conditions for success or failure.

25
26 Our employment of the statecraft approach attempts to respond to this call for a
27 nuanced perspective (see also Schlesinger Jr 1997, 183; Crockett 2002).

28
29 Instead of surveying expert opinion, other academics have attempted to assess
30 political leaders according to their own personal criteria, which are laid out explic-
31 itly for the reader in advance. In his book, *The American Presidency*, Clinton Rossiter
32 (1960) reserved the highest praise for US leaders who were active, especially those
33 individuals who took the initiative in times of a crisis. Indeed, David Nice (1984,
34 445) has argued that the literature is 'practically unanimous' in its view that
35 governing successfully in difficult times is the only way for a president to achieve a
36 reputation for 'greatness' (see also Bailey 1966; Ballard and Suedfeld 1988). Similar
37 views appear to exist within the academic community in Britain. While conveying
38 his scepticism about the value of rating individual prime ministers, Peter Hennessy
39 (2000, 527–533) has argued that presiding over substantial change is a key indicator
40 of successful leadership. In this regard, both Attlee and Thatcher were rated highest
41 for their ability to 'make the political weather'.

42
43 Finally, in an influential set of books over the years, Fred Greenstein has come to
44 evaluate American presidents according to their ability to carry out six functions.
45 The first is that of a *public communicator*. For Greenstein, communication skills are
46 now an important aspect of leadership in the US, if for no other reason than that the
47 job places a 'great premium on the presidential pulpit' (Greenstein 2000, 180).
48 Second, presidents should display *organisational capacity*: that is, the ability 'to rally
49 his colleagues and structure their activities effectively' (Greenstein 2009, 5). In

1 particular, chief executives will want to minimise the tendency of subordinates to
2 tell the boss what it is they think he wants to hear. Third, *political skill* relates to the
3 president's adeptness as an 'operator' or manufacturer of support, both among his
4 colleagues and the broader public as a whole. Such support will allow him to put his
5 stamp on public policy within a system, which otherwise has a tendency towards
6 gridlock. Fourth, a president's *vision of public policy* describes his ability to craft an
7 overarching narrative about the goals of policy and the means to deliver them. This
8 narrative must be both consistent and feasible. Fifth, *cognitive style* highlights how a
9 president negotiates and processes multiple sources of advice in a way that leads to
10 effective decision-making. Sixth, *emotional intelligence* can be defined as 'the presi-
11 dent's ability to manage his emotions and to turn them to constructive purposes,
12 rather than being dominated by them and allowing them to diminish his leadership'
13 (Greenstein 2009, 6). These criteria were developed to reflect the means, rather
14 than the ends of government, an aspect of leadership that Greenstein believed to
15 have been neglected. At the same time, Greenstein resisted any attempt to quantify
16 or rank presidents, being impressed by the sheer diversity of those leaders he
17 researched.

18 This second, more 'qualitative' approach to assessing political leadership avoids
19 some of the criticisms levelled at those studies involved in rating presidents. Theak-
20 ston (2007 and 2011) and Victoria Honeyman (2007) have made good cases for
21 utilising this approach to assess British prime ministers. However, the work of
22 Greenstein and others raises different questions that need to be broached. One issue
23 highlighted by Greenstein himself is to what extent his criteria for assessing US
24 presidents might be applicable for judging political leaders in parliamentary
25 systems, like Britain? Greenstein seems sceptical, arguing that Britain has more of
26 a tradition of collective leadership, where it is not always the case that 'who
27 occupies the nation's highest office can have profound repercussions' (Greenstein
28 2009, 2). This argument has received implicit support from other British political
29 scientists who have contested the emerging thesis concerning the 'presidentialisa-
30 tion' of British politics (see, for example, Smith 1999). To make this point is not to
31 imply that the prime minister is not important. Nor is it to suggest that Greenstein's
32 criteria are of no help when it comes to assessing political leadership in Britain.
33 Rather, his benchmarks will have to be revised to account for the peculiarities of
34 governing the UK polity.

35 A further question is to what extent we should try to evaluate political leadership
36 within the broader structural context within which it is operating. As the quote
37 from Kennedy at the start of this article makes clear, governing involves making
38 political choices in the face of multiple pressures and constraints. Moreover, as the
39 discussion above has implied, this environment will not be static, but will offer up
40 a range of opportunities as well as challenges over time. A political or economic
41 crisis (such as a war or depression) can provide the space for active, creative and
42 courageous leadership (leading to a reputation for greatness). Inhabiting office in
43 tranquil times may condemn a premier to hope for little more than the cultivation
44 of an image of solid competence. In short, taking into account the structural context
45 when assessing political leadership would seem to be important. However, such an
46 admission is not without its costs. It would appear to render any attempt at
47 quantification (and ratings) pretty much impossible. If each leader is faced with a

1 unique set of circumstances, to what extent does it make sense to try to compare
2 them and construct league tables on the basis of such an exercise? (See also
3 Crockett 2002; Theakston and Gill 2006, 211–212)

4
5 In light of these introductory comments, the rest of the article makes a case for
6 employing the statecraft approach to assess political leadership in Britain. Two main
7 arguments are advanced. First (and taking our lead from Greenstein), instead of
8 ‘importing’ criteria from the US, statecraft can provide a set of benchmarks which
9 help account for the peculiarities of governing the UK polity. In particular, Bulpitt
10 stressed the importance of collective leadership, the significance of party govern-
11 ment and the adversarial nature of politics in Britain, compared with other coun-
12 tries. Second, statecraft incorporates an aspect of structural context into leadership
13 evaluation, which has largely been neglected by the existing literature. Bulpitt
14 argued that the ability of chief executives to carry out a ‘vision’ of public policy, to
15 preside over substantial economic and social change, to ‘make the political
16 weather’, will itself be checked by an *electoral* constraint. Put in different terms, the
17 autonomy of all leaders will be limited by the need to gain and retain power over
18 time. The next two sections of the article outline these arguments in more detail.

19 20 **The Statecraft Approach to Political Leadership**

21 What is statecraft and what ‘added value’ might it confer on political leadership
22 studies? Bulpitt formally defined statecraft as ‘the art of winning elections and
23 achieving a necessary semblance of governing competence in office’ (Bulpitt 1986b,
24 21). Like Greenstein (and Richard Neustadt before him) Bulpitt was concerned to
25 investigate the means, as much as the ends, of leadership. More particularly, he
26 gave priority to researching how politicians confronted, resolved (or at least
27 managed) a range of governing problems so that their electoral fortunes are posi-
28 tively promoted, or at least not adversely affected (Bulpitt 1995, 520). Bulpitt is
29 perhaps most renowned for his work on the Thatcher government during the 1980s
30 (see also Bulpitt 1983, 1986a, 1988, 1989a, 1989b and 1996). He argued that
31 Margaret Thatcher should be viewed as a very successful premier because her
32 leadership helped to restore the Conservative party’s reputation for governing
33 competence, an image which, ultimately, assisted it in winning three elections in a
34 row.

35
36 While Thatcher’s impact on the Conservative party in the 1980s was clearly impor-
37 tant, for Bulpitt, political leadership in Britain was not confined to the prime
38 minister. Bulpitt was an elite theorist who gave analytical priority to the existence
39 of a leadership clique in his research. While the PM was a key individual within this
40 group, it encompassed a number of other figures including senior party leaders,
41 advisers and top civil servants (Bulpitt 1983, 156 and 1995, 518). Such a concep-
42 tion, arguably, provides a more *realistic appreciation* of political leadership in Britain
43 than those studies that focus just on the PM. Can we accurately assess Thatcher’s
44 premiership without taking into account the contribution and impact of Milton
45 Friedman, Friedrich von Hayek, Keith Joseph, John Hoskyns, Nigel Lawson, Alan
46 Walters, Charles Powell and Willie Whitelaw? It should be noted that one disad-
47 vantage of defining leadership in this way is that the operational content of this

1 category becomes less clear and open to interpretation. At least if political leader-
2 ship is viewed as being synonymous with the prime ministership, there can be no
3 confusion or dispute concerning the object of research. If one employs the statecraft
4 approach, it is imperative that academics are careful to specify which individuals
5 belong to the leadership clique(s) under study.

6
7 Second, the statecraft approach builds in a notion of the structural context facing
8 political leaders before evaluating them. For Bulpitt, the most obvious element of
9 this environment was the electoral constraint facing all politicians. One of the
10 distinguishing features of politicians as actors is their motivation to gain and retain
11 national government office. But what was the precise nature of this British political
12 system as Bulpitt understood it, and how did it impact on leadership statecraft?
13 First, Bulpitt emphasised the plurality electoral system for national contests, which
14 favoured the Conservatives and Labour, while penalising third parties with nation-
15 wide support that was geographically dispersed. Such a system typically meant that
16 elections in Britain were a two-horse race, with the victorious party usually gaining
17 enough parliamentary seats to be able to govern alone. Second, Bulpitt highlighted
18 the adversarial party culture in the UK, meaning that politics is a more competitive
19 game and played at a 'faster pace' than elsewhere. Parties are almost permanently
20 on electoral 'standby', in one very real sense; a party's whole term of office (or
21 opposition) is a practice game for the next general election.

22
23 Third, Bulpitt argued that there was a lack of institutional pluralism in Britain,
24 especially in comparison with other countries. There is no powerful elected second
25 chamber at Westminster, no elected tier of regional government or authoritative
26 committee system in parliament. Those elements of institutional pluralism that do
27 exist or have existed (local authorities, nationalised industries) have rarely been
28 viewed by national party leaders as reservoirs of power, even when in opposition.¹
29 In short, these structural features have combined to ensure that British politicians
30 are constantly concerned (perhaps more so than in other countries) with winning
31 *national* elections above all else. As Bulpitt puts it himself, Britain contains 'a
32 frenetic, preoccupied, restless, querulous set of national politicians. Party leaders
33 must ... aim to win general elections simply because the consequences of defeat ...
34 are so awful' (Bulpitt 1988, 188). Of course, leaders will be constrained by more
35 than this electoral imperative. Our discussion of Tony Blair below will also highlight
36 the significance of economic trends and other forces over which he had little
37 control. That said, office-seeking is clearly an important element of what leaders do,
38 and it seems strange not to acknowledge its significance explicitly.²

39
40 If we are to judge political leaders in terms of whether they win elections and
41 achieve a necessary semblance of governing competence in office, how might we
42 operationalise this concept for the purposes of empirical research? In simple terms,
43 we might count the number of election victories that a prime minister presides over.
44 However, this is clearly too limited a criterion for assessing political leadership.
45 Moreover, according to Bulpitt, gaining and retaining power in British politics is
46 related to four more specific statecraft functions to be carried out throughout a
47 statecraft cycle that spans the period between elections. These tasks are party
48 management, a winning electoral strategy, the achievement of political argument
49 hegemony and governing competence. Each will be described in more detail below.

1. *A Winning Electoral Strategy*

If the statecraft approach posits that successful leadership is all about gaining and retaining power, then at minimum, leaders will need a winning electoral strategy. In other words, they will attempt to craft an image and policy package that will help the party achieve crucial political impetus in the lead-up to the polls (Bulpitt 1986b, 21). Of course, there may well be occasions where little momentum is needed. The party might be so far ahead that all that is required is a safe and competent campaign free of obvious gaffes. At other times, the contest may be so close that a superior (or inferior) electoral strategy will make all the difference. It should be added that a winning electoral strategy will also ensure that the party's campaigning efforts are targeted efficiently. As suggested above, Britain's electoral system can ensure single-party government, even though that party routinely fails to procure less than 50 per cent of the overall vote. Moreover, with the outcome of British general elections increasingly being decided by results in a relatively small number of 'marginals', winning the most votes is not the whole story. Winning voters where it matters (geographically speaking) is just as important.

When it comes to operationalising the concept 'winning election strategy', one rough and ready indicator might be to compare figures for party support as expressed in opinion polls from the beginning to the end of the campaign. If it is possible to witness significant change in voting intentions over this period, then we may start drawing inferences concerning the relative effectiveness of the electoral strategies of each political leader. Of course, if we can detect decisive shifts of political support during a very close contest, our assertions about the importance of electoral strategies might be stronger. For example, in 1992, a Conservative pledge to create a 20p tax band in response to Labour plans to raise the ceiling on national insurance contributions to pay for increases to pensions and child benefits may very well have contributed to a late swing in the polls that ensured the Tories were returned to government for a fourth term (Butler and Kavanagh 1992; Clifford and Heath 1994; Gould 1998, 117–130; Mandelson 2010, 130–133).

2. *Governing Competence*

For Bulpitt, gaining and retaining power is about much more than coming up with a winning electoral strategy four weeks before the polls. Leaders (and parties) will be judged on their record over the whole electoral cycle. In this context, for a party to win an election, it needs to cultivate a reputation for 'governing competence'. How can such an image or reputation be created? For Bulpitt, competence is related to questions of policy choice and implementation. Party leaders looking to foster an image of governing competence will not normally choose ideas or policies unless they think these can be implemented within the broader institutional constraints of the British polity (Bulpitt 1986b, 22). We can take this point from the reverse angle. Faced with problems that are difficult to resolve and where decisions may lead to unpopularity, it will be rational in statecraft terms for leaders not to do anything themselves, but to devolve responsibility for these problems to other individuals, groups or organisations. If these individuals, groups or organisations then end up solving these difficult problems, party leaders can claim credit for the

1 act of devolution. If things go wrong, the self-same leaders will have the option of
2 distancing themselves from responsibility while letting others take the blame.

3
4 Understood in these terms, the statecraft approach appears to be supported by the
5 valence model (VM) of voting behaviour (Clarke et al. 2004), although there is little
6 direct evidence from his publications that Bulpitt had this work in mind. At the risk
7 of oversimplifying what is a nuanced theory, the VM makes a distinction between
8 what it terms as 'positional' and 'valence' issues that jostle for prominence on the
9 political agenda at any one time. The former requires the voter to make a spatial
10 assessment on a left–right continuum. Conversely, valence issues arise when there
11 is broad agreement in ideological terms concerning a desired policy outcome, and
12 voters instead choose the party they believe offers the best chance of realising that
13 outcome. In other words, voters will support those political leaders they perceive to
14 be more competent to deal with a problem that is generally believed to be particu-
15 larly pressing. In such circumstances, the key statecraft task for political leaders is to
16 cultivate such an image of competence, especially in the area of economic man-
17 agement. It is this more general reputation that will be decisive at the ballot box.³

18
19 If the statecraft approach and the VM are interlinked in this way, we can therefore
20 operationalise the concept of governing competence by analysing data sets on
21 British public opinion towards a given administration. There are two appropriate
22 data sets for such analysis. First, British Election Surveys (BES) have been con-
23 ducted since 1964, and have included questions about voters' perceptions of eco-
24 nomic competence (but not general assessments of parties' 'fitness to govern').
25 Second, BES survey research can be supplemented with data from opinion polls
26 providing further information about perceptions of competence on a range of
27 issues. The latter do not go back quite so far and have smaller sample sizes. But they
28 do offer far more time-series analyses since polls are more frequent.⁴ Finally, it
29 is important to cross-reference this material with more qualitative statements from
30 leaders themselves. Do leaders believe the cultivation of an image of governing
31 competence to be politically important? If so, how do they go about trying to create
32 such a reputation?

34 **3. Party Management**

35 In its most basic sense, party management concerns the leadership's association
36 with the rest of the party. However, as Bulpitt notes, the task of party management
37 needs to be disaggregated into its component parts. Party leaders will maintain
38 relations with MPs in parliament, but also the party bureaucracy and the constitu-
39 ency associations. Moreover, it cannot be assumed that each section of the party
40 will want the same thing at the same time—certainly in policy terms. The leader-
41 ship's rapport with the party overall does not necessarily have to be fraternal or
42 harmonious. Most leaders will settle for a quiescent set of relations, while at the
43 same time being prepared for a much more proactive stance in turbulent times
44 (Bulpitt 1986b, 21). However, if there is a key difference between criteria for
45 assessing British political leaders and, say, US presidents, it arguably resides in the
46 importance of party management. In a political system where parties continue to
47 dominate much of the legislative process, and the overall culture is adversarial, the

1 stance that leaders adopt towards their backbenchers can significantly affect the
2 formulation of policies. In other countries like the US, leaders are judged just as
3 much on their ability to reach out to opponents and build a broader political
4 consensus.

5
6 How might the concept of party management be operationalised for the purpose of
7 assessing particular leaderships in specific temporal and spatial contexts? Borrowing
8 heavily from the work of Philip Cowley, one obvious indicator that might be used
9 is the total number of parliamentary rebellions by MPs.⁵ We could go further (again
10 following Cowley) and consider the proportion of rebellions related to the total
11 number of parliamentary divisions. One problem with this benchmark is that, by
12 itself, it tells us nothing about the *size* of the rebellions, an arguably more significant
13 issue from a statecraft perspective. Perhaps a better indicator of the function of
14 party management is the size of any rebellion in the Commons, especially one that
15 leads to a defeat for the leadership. We might also want to take into account the
16 activity of the party whips on a vote that has produced a rebellion, with a defeat
17 on a three-line whip or confidence motion signifying severe problems of party
18 management.

19 20 **4. Political Argument Hegemony**

21 In less grand terms, political argument hegemony (PAH) means winning the battle
22 of ideas, so much so that a 'party's arguments become generally accepted, or
23 because its solutions to a particularly important problem seem more plausible than
24 its opponents' (Bulpitt 1986b, 21). Interestingly Bulpitt appears to be rather
25 ambiguous concerning the electoral benefits of this statecraft function. To quote
26 him again:

27 The extent to which political argument hegemony contributes to a party's
28 overall success is not clear. It may be an attribute which party elites
29 require mostly for their own self confidence and party management
30 (Bulpitt 1986b, 22).

31
32 However, many other political scientists would consider the achievement of such
33 argument hegemony as crucial to winning elections in the UK. It is commonly
34 asserted that one of the reasons why the Thatcher government won three elections
35 in a row was down to the party's ability to craft a dominant New Right discourse
36 which gradually changed the ideological climate that surrounded British politics
37 (see, for example, Hall and Jacques 1983; Hall 1988; Hay 1996, ch. 7; Phillips 1998).
38 Incidentally, if we compare Bulpitt to Greenstein in this context, we can see
39 similarities between the two authors. Greenstein's emphasis on communication
40 skills, public policy vision and (perhaps) emotional intelligence clearly relate to this
41 broader statecraft function. Also, this emphasis on the battle of ideas returns us
42 once again to the adversarial nature of politics at Westminster.

43
44 How might we operationalise the term 'political argument hegemony' for the
45 purpose of judging political leaders in Britain? One starting point might be to utilise
46 the methodology of Ivor Crewe (1988) in his chapter, 'Has the electorate become
47 Thatcherite?' Using survey data from the BES,⁶ Crewe presented a list of findings

1 concerning the public's attitude to a range of the Thatcher government's policies on
2 economic, social and foreign affairs. Ironically, Crewe concluded that there was
3 little evidence that the Conservatives refashioned an ideological realignment within
4 British public opinion in the 1980s (see also Garnett 1993). Crewe's arguments
5 have had their critics, most notably concerning the concept of ideology implied in
6 his methodology (Marsh and Tant 1994). Even if we accept his conclusions regard-
7 ing the failure of the Conservatives to achieve 'political argument hegemony' at the
8 public level, such an assertion does not seem to follow if we shift our analysis to the
9 party political level. Indeed, the considerable evidence of policy convergence
10 between the Conservatives and New Labour in the 1990s shows that the latter
11 believed that the former had significantly changed the values of the British elec-
12 torate in a rightwards direction, even if the evidence for such a shift is less than
13 compelling. In short, any attempt to operationalise the concept of 'political argu-
14 ment hegemony' for the purpose of leadership assessment must distinguish
15 between dominance at the elite level and the public level.

16 17 **Re-evaluating Blair**

18 So far, it has been argued that when it comes to assessing political leadership in
19 Britain, the statecraft approach has certain advantages over methodologies that
20 have been imported from the US. To make this point is not to suggest that statecraft
21 and this American literature are mutually exclusive. There is clearly an overlap
22 with Bulpitt's criteria and those benchmarks employed, for example, by Greenstein.
23 That said, statecraft better captures the particularities of governing the UK polity.
24 The rest of this article uses statecraft to evaluate the leadership of Tony Blair and his
25 associates. It should be stressed (again in line with Greenstein) that the intention is
26 not to use statecraft to rank Blair or other political leaders. Instead, the results that
27 this more qualitative and multifaceted approach yield can be compared to the
28 conclusions of Theakston and Gill and others. Some of these similarities and
29 differences will be commented on briefly in the conclusion.

30 31 ***Winning Electoral Strategy***

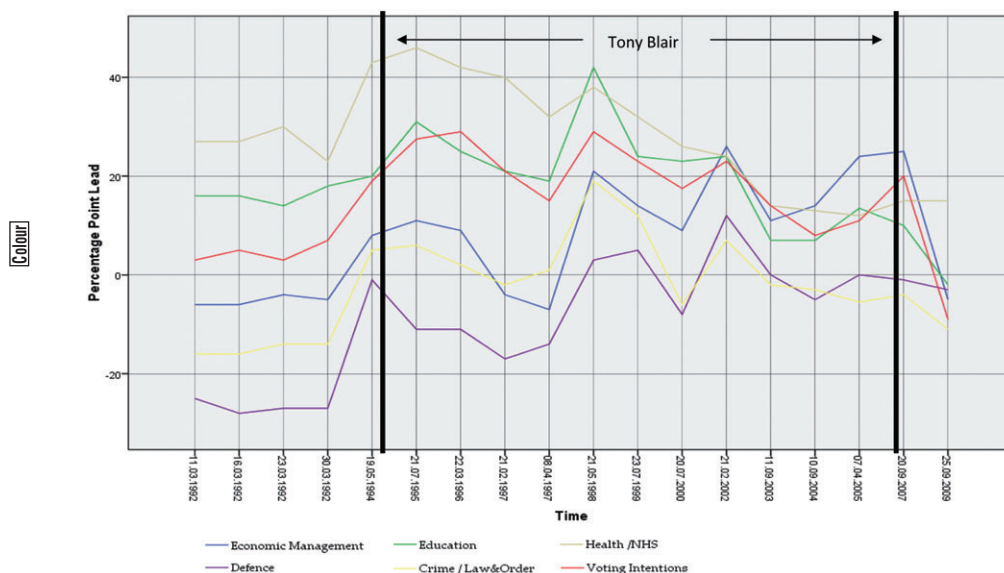
32 It is clear from the biographies, memoirs and diaries of senior Labour leaders, not
33 to mention the considerable volume of secondary literature, that Blair viewed
34 winning elections as a key task of his leadership (Blair 2010, 2, 43, 94; see also
35 Mandelson 2010, 214, 226, 305). More than this, Blair presided over significant
36 reforms to the way that the party went about conducting election campaigns. Focus
37 groups were employed to discover not just what people thought about politics, but
38 why they held the beliefs that they did. New Labour put together a 'warbook',
39 which outlined the strengths and weaknesses of the party, as well as those of its
40 opponents, and produced a detailed plan of how to exploit them. Aligned to this
41 tactic was a 'campaign grid', which drew up in detail a day-to-day strategy to
42 maximise the opportunities for political success. Finally, the 1997 election saw the
43 creation of a 'rebuttal unit', a giant database of press cuttings, speeches and gossip,
44 which Blair and his associates used to respond to attacks from their opponents. It
45 should be noted that many of these techniques were pioneered by Peter Mandelson

and Phillip Gould in the 1980s, two figures who subsequently became key members of Blair's inner circle. We can already see from this discussion the importance of viewing leadership as a collective phenomenon (see also Anderson and Mann 1997, 360–372; Hughes and Wintour 1990, ch. 4; Shaw 1994, ch. 4).

When it comes to winning elections, there is little doubt that Blair carried out this statecraft function with flying colours. His record of three successive parliamentary terms (with substantial majorities) is unrivalled by another Labour party leader. Figure 1 maps the Labour party's lead over the Conservatives from 1992 to 2009 according to IPSOS Mori polling data. It demonstrates that New Labour remained ahead of the Conservatives in the national polls until 2006,⁷ quite an achievement given that most governments face some mid-term blues in this area. Just as significant was Blair's success in making the Labour party attractive to electors beyond its core working-class vote. Survey research shows that more and more people believed that Blair and New Labour adopted policies that were in tune with middle-class values and aspirations, and this shift in perception was, in part, responsible for the party's electoral dominance after 1997 (Curtice 2007, 40–48). This argument is given added credence when it is remembered that Labour's traditional working-class constituency was widely understood to be in decline as a result of the twin processes of deindustrialisation and *embourgeoisement*.

However we should not be too rosy in our assessment. First, our methodology requires us to assess Blair's record relative to his starting point and Blair had some

Figure 1: Labour Lead over the Conservatives on Key Policy Issues and Voting Intentions



Source: Constructed by IPSOS-Mori Data 1992–2009

1 head start. By Christmas 1992, Labour enjoyed a double-digit lead in the polls,
2 primarily because the Conservatives had lost their reputation for economic com-
3 petence after sterling's ignominious ejection from the Exchange Rate Mechanism
4 (ERM) in September 1992. By the time of John Smith's tragic death, that advantage
5 had been extended to nearly 25 per cent. All Blair had to do was to maintain that
6 momentum. Moreover, during his time in office, Blair's attempts to fulfil this
7 statecraft function were helped by the precise configuration of constituency bound-
8 aries. The geographical dispersion of party support across the UK made the con-
9 version of votes to seats more efficient for the Labour party than for the
10 Conservatives (Rossiter et al. 1999; Pattie and Johnston 2001). Indeed, leaving the
11 issue of parliamentary majorities aside, Blair's record in this area is less impressive.
12 If we look simply at share of the national vote, in the 1997 election Labour polled
13 42 per cent; in 2001, this figure was down 2.4 per cent; whereas in 2005, Blair
14 achieved his third term with the support of just 36 per cent of the British people.
15 This total represented the lowest share achieved by any party that has gone on to
16 form a majority government in Britain (Curtice 2007, 36–40).

18 *Governing Competence*

19 When Blair became Labour leader in 1994, the need for the party to achieve an
20 image of governing competence in economic matters was seen as an urgent priority.
21 This calculation stemmed largely from New Labour's critique of its own past,
22 particularly the experience of the Wilson and Callaghan governments in the 1960s
23 and the 1970s. As Andrew Rawnsley (2001, 38) put it:

24 Of all the failings of past Labour Governments, of all the reasons that not
25 one had two full terms in office, he [Blair] and Brown were most haunted
26 by an economic calamity ... Each previous Labour Government had
27 indulged in a spending splurge early in its life, lost the confidence of the
28 markets, and then been impelled to slash and burn, greatly at the expense
29 of their natural supporters.

30
31 If this was the key dilemma facing the New Labour leadership on the threshold of
32 power in 1997, Blair presided over the following reforms in response. First, opera-
33 tional independence was granted to the Bank of England. While the Treasury
34 retained responsibility for formulating the objectives of monetary policy (in this
35 case an inflation target of 2 per cent), a new Monetary Policy Committee (MPC) at
36 Threadneedle Street would be charged with implementing this goal. Second, two
37 fiscal rules were designed to constrain the discretion of the Treasury, especially
38 when it came to decisions about public expenditure (Balls and O'Donnell 2002,
39 132–154). Just for good measure, Blair and Brown promised to match Tory spend-
40 ing plans for the first two years of a New Labour government, despite the fact that
41 senior Conservative leaders admitted they would not have stuck to these stringent
42 targets if they had won the election. The implementation of these changes was
43 intended to show that economic policy would be free from political interference,
44 thus establishing Labour's credibility, especially with the financial markets (Balls
45 1998, 120–121; Balls and O'Donnell 2002, 17; Brown 1997; Keegan 2004, 155–
46 156; Lipsey 2000, 89–90, 95, 102, 114; Smith 2005, 162).

1 If Blair and Brown perceived this reputation for governing competence to be a
2 crucial task of political leadership, evidence suggests that they were successful in
3 fulfilling this statecraft function. Operational independence for the Bank of England
4 brought with it the desired economic credibility that Blair coveted. In the period
5 1997–2007, annual average inflation was 1.7 per cent, compared with 2.2 per cent
6 (1992–97), and much lower than the more turbulent 1970s and 1980s. The Blair
7 governments presided over 40 successive quarters of economic growth, whereas
8 unemployment levels were lower than most of the UK's main industrial competi-
9 tors. By the June 2001 election, public finances were in a sizeable surplus, allowing
10 Blair to announce significant increases in government spending on health and
11 education (Lee 2008, 17; Sinclair 2007, 186–187; Stephens 2001; Smith 2005,
12 191–192). But just as importantly (bearing in mind our indicators noted above),
13 under Blair's leadership the Labour party came to be regarded by the electorate as
14 the most trusted to manage the economy. Figure 1 also maps the lead that the
15 Labour party had over the Conservatives by various policy issues according to
16 IPSOS Mori data.⁸ Blair actually entered the 1997 election campaign trailing on the
17 economy. However, once in power, Labour achieved a decisive lead over the
18 Conservatives, which was not challenged until the global financial crisis. Other
19 analyses of BES data also demonstrate that at each of the 1997, 2001 and 2005
20 general elections, Labour's reputation for economic credibility was far superior to
21 that of the Tories (Gavin and Sanders 1997; Kellner 1997; Sanders et al. 2001;
22 Whiteley et al. 2005).

23 However, as with his record of winning elections, some qualifications are in order
24 when it comes to judging Blair's leadership against this benchmark. As many
25 commentators have argued, New Labour was blessed with benign economic cir-
26 cumstances during its first 10 years in power, not least at the global level. Although
27 as noted, the UK experienced an impressive record of non-inflationary growth from
28 1997 to 2007, the origins of this performance can be traced back to the preceding
29 Major government. Not only did 'Black Wednesday' destroy the Conservatives'
30 reputation for credibility in this area, the revaluation of sterling that took place after
31 September 1992 helped to underpin 19 quarters of growth *before* Blair came to
32 power. Moreover, as Colin Hay (2006, 253–254) has noted, while some fluctuations
33 took place in the global economy in the 1990s and the 2000s, these swings were
34 relatively modest compared with the 1980s. Finally, Blair was again heavily reliant
35 on figures around him when it came to establishing Labour's reputation for eco-
36 nomic competence. Evidence suggests that the detailed planning surrounding Bank
37 of England independence and the fiscal rules was undertaken by Brown and Balls
38 (Peston 2005). Other accounts of Blair's leadership testify to his lack of interest in
39 economic policy, his willingness to allow himself to be underpowered when it came
40 to receiving advice on the subject (Scott 2004), and even his tactical agreement to
41 hand over all control of this domain to Brown in return for the latter standing aside
42 in the leadership election of 1994. We should certainly include Brown and Balls as
43 part of Blair's leadership clique, despite the well-documented tensions between the
44 Treasury and Number 10.

45 What if we apply this criterion to another issue, especially one where Blair indis-
46 putably played a central role? One interesting example in this context would be
47 foreign policy, especially Blair's decision to support the US invasion of Iraq in 2003.

1 When it comes to examining the relationship between foreign policy and governing
2 competence, not surprisingly Bulpitt argues for the 'primacy of domestic politics'. In
3 general terms, leaders will 'seek to manage the impact of external forces on the
4 domestic political scene such that their general interests (gaining and retaining
5 power) are positively promoted or not adversely affected' (Bulpitt 1988, 181). In
6 practice, these objectives might be achieved through conflict resolution (the
7 Thatcher government and the Falklands War); rational inactivity (New Labour and
8 the euro); or the deliberate politicisation of an issue to make trouble for the
9 opposition party (the Conservatives and defence in the 1980s). When it is also
10 remembered that governing competence is also about trying to choose policies that
11 you are confident of being able to implement in office (no embarrassing U-turns),
12 in foreign policy terms this might mean avoiding prolonged and costly (in terms of
13 lives and money) engagements where the 'national interest' and/or an exit strategy
14 are not clear. From a statecraft perspective, 'great' leadership is not necessarily
15 related to activism in external affairs. The contrast with earlier literature on US
16 presidents discussed above should be noted.

17
18 During his 10 years in power, it seems reasonable to argue that Blair engaged in an
19 activist foreign policy, and there is no better example of such behaviour than Iraq.
20 After the tragedy of September 11th, the UK 'adopted the crisis as its own, and
21 universalized its significance' (Coates and Krieger 2004, 43). For Blair, 9/11 repre-
22 sented a terrorist attack not just on the US, but on the civilised world, and it was the
23 duty of that world (including Britain) to respond. However, this strategy of standing
24 'shoulder to shoulder' with the Americans also gave the impression of locking the
25 Blair government into a course of action it increasingly could not control or justify.
26 This bind was partly illustrated by Britain's frenetic attempts to get a second
27 resolution agreed at the UN, despite seemingly unbridgeable divisions within the
28 Security Council between the US on one side and France, Russia and China on the
29 other. It was also demonstrated by persistent suspicions that ministers were 'sex-
30 ing up' the threat of weapons of mass destruction, even though a series of inquiries
31 could find no conclusive evidence of this fact. Ultimately, the 'war on terror'
32 seemed foolish from a statecraft viewpoint because it had the potential to drag on
33 endlessly with little hope of eventual victory (Riddell 2004, 149–150, 167).

34
35 As a result, Blair's adventurism abroad had an adverse impact on the domestic
36 interests of his government. Robin Cook and Clare Short resigned from the cabinet
37 over the issue of Iraq. It was a source of increasing divisions within the parliamen-
38 tary party. While the government's eventual decision to go to war was endorsed by
39 MPs at the end of the House of Commons debate on 17–18 March 2003, 139 rebels
40 voted for an amendment arguing that the case for war had not been made (Riddell
41 2004, 260–263). Iraq was also a contentious question at the public level. It was the
42 source of the biggest demonstration in British history, when 1 million people took
43 to the streets of London to protest in February 2003. While in the immediate
44 aftermath of the invasion, public support for the war stood at 63 per cent, by August
45 half of the electorate thought Blair was embellishing the case for war. By Septem-
46 ber, two thirds of those polled thought the conflict unjustified (Coates and Krieger
47 2004, 3–4; Rallings and Thrasher 2004). Understood in these terms, a statecraft
48 interpretation would argue for a more critical judgement on Blair's leadership,

1 especially when even he admits that his handling of the issue was partly responsible
2 for Labour's diminishing parliamentary majority in 2005 (Evans and Andersen
3 2005).

4
5 When it comes to assessing Blair's leadership in relation to this governing compe-
6 tence function, space does not permit a discussion of all policy domains. However,
7 Figure 1 also charts public opinion (provided by IPSOS Mori) on a range of other
8 issues. The Labour party maintained its traditional lead on the NHS and education
9 during Blair's premiership. This advantage was the product, in part, of the signifi-
10 cant increases in public expenditure that were lavished on these sectors after 2000.
11 More notable was the fact that Labour was deemed to have the most competent
12 policies on law and order and defence, traditional vote winners for the Tories. Blair
13 himself fought hard to disarm the claim that the Labour party was 'soft' on crime
14 and disorder, a charge that was perceived to be an electoral liability throughout the
15 1980s (Newburn and Reiner 2007, 318).

16 17 **Party Management**

18 When assessing Blair's leadership from a statecraft perspective, party management
19 and governing competence are inter-related. For Blair, the party was viewed more
20 as an obstacle to governing than a source of leadership strength. To quote him
21 directly:

22 I had read up on previous governments, I had noted the destabilising
23 factor was the relationship between the party and government. When the
24 party was called upon to exercise real power, there immediately came
25 about a dangerous tension between activists and ministers in which the
26 two always ended up divided from each other ... They moved with
27 remarkable speed into inhabiting separate political cultures. The result
28 was an increasing disillusionment with the government from the party,
29 which quickly communicated itself to the public (Blair 2010, 101).

30
31 In other words, establishing and maintaining tranquil relations with the party were
32 perceived by Blair to be a priority for his leadership both before and during his time
33 in power (see also Blair 2010, 76, 83, 94–75, 200, 485).

34
35 Blair's approach to this conundrum was to institute a number of reforms to the
36 organisation of the party which simultaneously weakened the position of the
37 unions and constituency activists by giving more of a voice to ordinary members in
38 the party organisation. For example, the selection of the party leader, the deputy
39 leader, parliamentary candidates, and members representing the constituencies and
40 the women's section on the National Executive Committee (NEC) were opened up
41 to what were viewed as the more moderate (and malleable) rank and file. At the
42 same time, alterations to the party's policy-making machinery weakened the NEC
43 and conference's traditional power in this area. In particular, Blair's role as chair
44 of the Joint Policy Committee, a body tasked with exercising strategic ownership of
45 this process, ensured that the New Labour leadership controlled the parameters of
46 debate and detailed discussions concerning policy change (for more detail, see Seyd ¹
47 and Whiteley, 2001; Shaw 2004). In short, these efforts were very successful, but it ²

1 must be noted that Blair built on Kinnock's earlier stand against Militant in the
2 1980s and John Smith's implementation of 'one member, one vote' in the 1990s.

3
4 However, this trend of increased leadership control over organisational matters
5 gradually came at a price. While party discipline was largely preserved during the
6 first Labour administration, the 2001–05 term 'can lay claim to [being] the most
7 rebellious parliament in the post-war era' (Cowley 2007, 26). Referring back to
8 Philip Cowley and Mark Stuart's indicators noted earlier, Labour MPs defied the
9 leadership in 21 per cent of the divisions during this period. Put a different way,
10 these self-same MPs ignored pressure from the whips to vote against the govern-
11 ment on a total of 259 occasions, again more than any post-war parliament (except
12 that of 1974–79) (Cowley and Stuart 2005, 22). There were some big rebellions too.
13 As well as the Iraq vote noted above, opposition by 72 and 65 MPs to top-up fees
14 and foundation hospitals, respectively, represented some of the largest parliamen-
15 tary revolts in Labour's history. After 2005, even though Blair's majority was
16 substantially reduced, back-bench dissent actually increased, with Labour MPs
17 rebelling in 28 per cent of divisions of the first session of the 2005–10 parliament.
18 For Cowley (2007, 27), one reason for this behaviour was Blair's autocratic style of
19 leadership, especially his 'habit of dropping fully formed policies on them [Labour
20 MPs] and expecting automatic and whole-hearted support'.

21 22 *Political Argument Hegemony*

23 Finally, as already intimated, the achievement of PAH was also viewed by Blair as
24 a central part of his job. However, there appears to have been a division of opinion
25 concerning how to realise this statecraft function. Blair himself (supported by
26 Mandelson, Gould and Powell) talked continually of the need for New Labour to
27 have a 'vision', 'narrative' or 'project', which could both enthuse the party and
28 engage the electorate. In this approach, he appears to have been inspired by
29 Thatcher and what he believed was her ability to shift the ideological climate of
30 British politics in a rightwards direction. From this understanding came the asser-
31 tion that if Labour was to enjoy a prolonged period in office, it would have to
32 accommodate 'Thatcherism', modernise and move rightwards towards the 'centre
33 ground'. Brown, on the other hand, seems to have possessed a more limited notion
34 of the ideational and its relationship to electoral politics. According to Mandelson
35 (2010, 111), Brown talked persistently of the need to create, magnify and exploit
36 dividing lines with the Tories as a route to political success. The key task was to
37 persuade the electorate that Labour was on the right side of this dividing line, and
38 that it had the better policies for dealing with the particular issue under discussion.
39 It is this position that appears closer to Bulpitt's own conception of PAH.

40
41 Judged against this criterion, there is significant evidence to suggest that Blair's
42 leadership was a failure. As John Curtice's (2007, 48–52) analysis has shown,
43 Blair's efforts to shift Labour to the centre ground of British politics had the
44 unforeseen consequence of shifting public opinion (including Labour's own sup-
45 porters) further to the right. In future, it will be much more difficult for a party with
46 left-of-centre values and policies to win an election because of this adverse ideo-
47 logical climate. More generally, despite his intentions, Blair never settled on a clear

1 narrative or vision by which New Labour could be defined. In opposition, he flirted
2 briefly with Hutton's concept of the 'Stakeholder Society', whereas in the first term
3 some time and effort was devoted to defining and operationalising Giddens' notion
4 of the 'Third Way' as a guide to practical politics. In the run-up to the 2001 election,
5 Blair even proposed the label 'post-Thatcherite Britain' to describe the core identity
6 of what New Labour was trying to achieve. But Mandelson makes it clear that this
7 sound bite initially lacked substance, and when Blair finally got round to develop-
8 ing it, he realised it would face too much opposition, especially from Number 11
9 (Mandelson 2010, 323–331). As a result, it never achieved prominence.

10
11 However, viewed in Brown's (and Bulpitt's) more limited way, the Blair govern-
12 ment does appear to have won the political argument on issues of key importance
13 to voters. One particular effective theme, especially from 2001 onwards, was the
14 'investment vs. cuts' refrain. Buoyed by the record of economic stability and growth
15 established in the first term, Labour portrayed itself as the party that would properly
16 fund public services, especially health and education. However, a vote for the
17 Conservatives was depicted as a return to the 'dark days' of Thatcherism, an
18 assertion to which neither Hague nor Howard found a way of effectively responding
19 (Butler and Kavanagh 2001, 102–106 and 2005, ch. 12). Moreover, such an
20 argument appears to have influenced the ideas and policies of the Tories under
21 Cameron (Bale 2009, 227; McAnulla 2010). It is noticeable that, despite the Coa-
22 lition government's plans to eliminate Britain's large budget deficit by 2014–15,
23 spending on the NHS has been ring-fenced and protected. There is an irony here,
24 which brings us back to the importance of viewing leadership as a collective
25 endeavour: success in this area was due more to the influence of Brown than Blair.

26 27 **Conclusions**

28 In short, viewed as a collective phenomenon, Blair's leadership should be judged as
29 very successful from a statecraft perspective. As noted above, it won three full
30 parliamentary terms in a row, a feat not achieved by any other Labour leadership
31 clique. Moreover, it significantly altered the methods by which the party fought
32 elections, reforms that remain in place to this day. Similar points might be made
33 about the criterion of governing competence. Not only did Blair and his colleagues
34 re-establish Labour's reputation in this area, but some of the policy changes put in
35 place to fulfil this objective (particularly Bank of England independence) now have
36 a lasting legacy. Although Blair failed to devise a consistent and compelling narra-
37 tive for New Labour, which had a significant impact on the climate of British
38 politics, the party did win the political argument on important issues, such as
39 greater expenditure on public services. Party management was arguably Blair's least
40 strong suit in the sense that he was unable to prevent the splits between leader and
41 rank and file that had plagued his successors. But overall, Blair's leadership
42 deserves a very high place in any future league table of British prime ministers.

43
44 However, statecraft tries to conceptualise leadership within its broader structural
45 context and such an interpretation inevitably leads to a more nuanced conclusion
46 concerning Blair's performance. Beginning with Bulpitt's conception of political
47 structure, the above discussion has stressed the following themes. In electoral

1 terms, when he became leader Blair found himself in a very healthy situation.
2 Labour was way ahead in the polls and, over time, the precise configuration of
3 constituency boundaries became significantly biased towards the party. Moving
4 beyond the political context, Blair was fortunate in other ways too. He inherited an
5 economy that had been experiencing growth since the mid-1990s. Moreover, as we
6 have seen, the global financial environment was comparatively tranquil. Blair did
7 not have to cope with the aftershock of a prolonged world war, in which the UK lost
8 an estimated one quarter of its total wealth (Attlee). Nor did he have to deal with
9 the gradual disintegration of the Bretton Woods financial architecture (Wilson) or
10 its aftermath (Heath, Wilson again and Callaghan). It is also worth remembering
11 that the ERM collapsed completely (if only temporarily) a year after 'Black Wednes-
12 day', indicating that Major's travails were not entirely down to his own misman-
13 agement of economic policy. In short, Blair may have been a successful leader, but
14 this success was achieved in a favourable context.

15 One final qualification is in order. While the statecraft approach may yield a very
16 positive overall assessment for Blair's leadership understood as a collective phe-
17 nomenon, many of the specific successes noted above had less to do with Blair
18 himself and were more attributable to those around him. As noted above, Labour's
19 election winning machine was much more the product of reforms pioneered by
20 Mandelson and Gould in the 1980s. Its reputation for governing competence and its
21 political argument hegemony had much more to do with the judgements and policy
22 choices of Brown (and Balls), who at times appear to have operated autonomously
23 from and even in opposition to Blair. In areas where decision-making directly
24 reflected Blair's input, his record is not as impressive. His external adventurism,
25 especially in Iraq, had adverse consequences for Labour's electoral position, not to
26 mention his own political reputation. If we are to continue to equate political
27 leadership in Britain as synonymous with the prime minister, and to evaluate it as
28 such, then Blair should arguably be ranked lower as an individual than in Theak-
29 ston and Gill's recent surveys.

30 31 About the Authors

32 **Jim Buller**, Department of Politics, University of York, York YO10 5DD, UK, email: jrb6@york.ac.uk

33 **Toby S. James**, Department of Political and Cultural Studies, Swansea University, Singleton Park,
34 Swansea SA2 8PP, UK, email: t.s.james@swansea.ac.uk

35 36 Notes

- 37 1. The obvious exceptions in this context are the more recently created Scottish Parliament and Welsh
38 Assembly.
- 39 2. The Greenstein approach does not ignore structural constraints and opportunities entirely. Theakston
40 (2011, 81) suggests that 'Greenstein's original formulation of his model was certainly open to the
41 criticism that he neglected the importance of context and the wider political environment. However,
42 Theakston also cites more recent comments from Greenstein which suggest that he thinks that
43 structural context is important. Nonetheless, the Greenstein approach to context is underdeveloped.
44 Greenstein only refers to it in some unpublished work and personal communication with other
45 authors. The approach therefore currently lacks the conceptual practical-analytical vocabulary to
46 incorporate structure explicitly into the model. Moreover, it does not consider the electoral constraint
47 that leaders face, which the statecraft approach does.

3. It is important to note that the VM contains within it the 'issue priority' model which asserts that political parties benefit differentially from the salience of particular issues. In this context, it will be rational for political leaders to try and promote those issues that they are perceived to have the best policies on, while downplaying those where they are thought to be weakest. Again, this observation seems consistent with Bulpitt's broader elite perspective on British politics, and his brief ruminations on the task of achieving political argument hegemony discussed below (Budge and Farlie 1983; Whiteley et al. 2005, 147–148).
4. For example, IPSOS Mori provides data on voting intentions on a monthly basis since 1976. The IPSOS Mori data are used in the analysis of Blair below.
5. The term 'rebellion' is used to denote an occasion where MPs vote against the party whip.
6. The British Social Attitudes can also be used since this regularly seeks to identify 'left' or 'right'-wing attitudes.
7. Apart from during the fuel blockades of 2000.
8. IPSOS-Mori asked the question: 'Q I am going to read out a list of problems facing Britain today. I would like you to tell me whether you think the Conservative party, the Labour party or the Liberal Democrats has the best policies on each problem'. There was some slight variation in the question over time and also some minor changes in the title of the policy issue. For example 'law and order' became 'crime and anti-social behaviour' during the life of the data. Data were extracted from Ipsos MORI (2011) (accessed 17 January 2011).

Bibliography

- Anderson, P. and Mann, N. (1997) *Safety First: The Making of New Labour* (London: Granta).
- Bailey, T. A. (1966) *Presidential Greatness: The Image and the Man from George Washington to the Present* (New York: Appleton-Century).
- Bale, T. I. M. (2009) '“Cometh the hour, cometh the Dave”: How far is the Conservative party's revival all down to David Cameron?', *The Political Quarterly*, 80:2, 222–232.
- Ballard, E. J. and Suedfeld, P. (1988) 'Performance ratings of Canadian prime ministers: Individual and situational factors', *Political Psychology*, 9:2, 291–302.
- Balls, E. (1998) 'Open macroeconomics in an open economy', *Scottish Journal of Political Economy*, 45:2, 113–132.
- Balls, E. and O'Donnell, G. (2002) *Reforming Britain's Economic and Financial Policy: Towards Greater Economic Stability* (Basingstoke: Palgrave).
- Blair, T. (2010) *A Journey* (London: Hutchinson).
- Bradbury, J. (2010) 'Interpreting political development and bringing the government of the state back in: Jim Bulpitt's *Territory and Power* and the case of the United Kingdom', *Government and Opposition*, 45:3, 318–344.
- Brown, G. (1997) Speech to Mansion House, 12 June. Available online at: <http://www.treasury.gov.uk/speech>
- Budge, I. and Farlie, D. (1983) *Explaining and Predicting Elections: Issue Effects and Party Strategies in Twenty-Three Democracies* (London and Boston MA: Allen & Unwin).
- Bulpitt, J. (1983) *Territory and Power in the United Kingdom* (Manchester: Manchester University Press).
- Bulpitt, J. (1986a) 'Continuity, autonomy and peripheralisation: The anatomy of the centre's race statecraft in England', in Z. Layton-Henry and P. Rich (eds), *Race, Government and Politics in Britain* (Basingstoke: Macmillan), ●●●●.
- Bulpitt, J. (1986b) 'The discipline of the new democracy: Mrs Thatcher's domestic statecraft', *Political Studies*, 34:1, 19–39.
- Bulpitt, J. (1988) 'Rational politicians and Conservative statecraft in the open polity', in P. Bryd (ed.), *British Foreign Policy under Thatcher* (Deddington: Philip Allan), ●●●●.
- Bulpitt, J. (1989a) 'Open polity: External affairs and British domestic politics in the 1980s', in Allan.
- Bulpitt, J. (1989b) 'Walking back to happiness? Conservative party governments and elected local authorities in the 1980s', in C. C. a. D. Marquand (ed.), *The New Centralism* (Oxford: Blackwell), ●●●●.
- Bulpitt, J. (1995) 'Historical politics: Macro, in-time, governing regime analysis', in J. Lovenduski and J. Stanyer (eds) (Belfast: Political Studies Association), ●●●●.

- 1 Bulpitt, J. (1996) 'Historical politics: Leaders, statecraft and regime in Britain at the accession of Elizabeth
2 II', in S. I. Hampster-Monk and J. ●● (eds), *Contemporary Political Studies* (vol. 2) (Oxford: Blackwell),
3 ●●●●. [10]
- 4 Butler, D. and Kavanagh, D. (1992) *The British General Election of 1992* (Basingstoke: Macmillan).
5 Butler, D. and Kavanagh, D. (2001) *The British General Election of 2001* (Basingstoke: Palgrave).
6 Butler, D. and Kavanagh, D. (2005) *The British General Election of 2005* (Basingstoke: Palgrave).
7 Clarke, H. D., Sanders, D., Stewart, M. C. and Whiteley, P. (2004) *Political Choice in Britain* (Oxford: Oxford
8 University Press).
- 9 Clifford, P. and Heath, A. (1994) 'The election campaign', in A. Heath, R. Jowell and J. Curtice (eds),
10 *Labour's Last Chance? The 1992 Election and Beyond* (Aldershot: Dartmouth), 7–24.
11 Coates, D. and Krieger, J. (2004) *Blair's War* (London: Polity).
12 Cowley, P. (2007) 'Parliament', in A. Seldon (ed.), *Blair's Britain 1997–2007* (Cambridge: Cambridge
13 University Press), 16–34.
14 Cowley, P. and Stuart, M. (2005) 'Parliament', in A. Seldon and D. Kavanagh (eds), *The Blair Effect 2001–5:
15 A Wasted Term?* (Cambridge: Cambridge University Press), 20–42.
16 Crewe, I. (1988) 'Has the electorate become Thatcherite?', in R. Skidelsky (ed.), *Thatcherism* (●●: Chatto
17 & Windus), 25–49. [11]
- 18 Crockett, D. A. (2002) *The Opposition Presidency* (College Station TX: Texas A&M University Press).
19 Curtice, J. (2007) 'Elections and public opinion', in A. Seldon (ed.), *Blair's Britain* (Cambridge: Cambridge
20 University Press), 35–53.
21 Evans, G. and Andersen, R. (2005) 'The impact of party leaders: How Blair lost Labour votes', *Parliamen-
22 tary Affairs*, 58:4, 818–836.
23 Faber, C. and Faber, R. (2000) *The American Presidents Ranked by Performance* (Jefferson NC: McFarland).
24 Garnett, ●● (1993) 'An unheard voice in the squabbles of mankind', *Political Quarterly*, 64, 336–343. [12]
25 Gavin, N. T. and Sanders, D. (1997) 'The economy and voting', *Parliamentary Affairs*, 50:4, 631–640.
26 Gould, P. (1998) *The Unfinished Revolution: How the Modernisers Saved the Labour Party* (London: Little, Brown
27 and Company).
28 Greenstein, F. I. (2000) 'The qualities of effective presidents: An overview from FDR to Bill Clinton',
29 *Presidential Studies Quarterly*, 30:1, 178–185.
30 Greenstein, F. I. (2009) *The Presidential Difference: Leadership Style from FDR to Barack Obama* (3rd edn)
31 (Princeton NJ and Oxford: Princeton University Press).
32 Hall, ●● (1988) *The Hard Road to Renewal: Thatcherism and the Crisis on the Left* (New York: Verso). [13]
33 Hall, S. and Jacques, M. (1983) *The Politics of Thatcherism* (London: Lawrence & Wishart).
34 Hay, C. (1996) *Re-stating Social and Political Change* (Buckingham: Open University Press).
35 Hay, C. (2006) 'Managing economic interdependence: The political economy of New Labour', in P.
36 Dunleavy, R. Heffernan, P. Cowley and C. Hay (eds), *Developments in British Politics 8* (Basingstoke:
37 Palgrave), ●●●●. [14]
- 38 Hennessy, P. (2000) *The Prime Minister: The Office and Its Holders since 1945* (London: Penguin).
39 Honeyman, V. (2007) 'Harold Wilson as measured using the Greenstein criteria', PSA Conference,
40 University of Bath, 11–13 April.
41 Hughes, C. and Wintour, P. (1990) *Labour Rebuilt* (London: Fourth Estate).
42 Ipsos MORI (2011) 'Ipsos MORI research archive'. Available online at: [http://www.ipsos-mori.com/
43 researchpublications/researcharchive.aspx](http://www.ipsos-mori.com/researchpublications/researcharchive.aspx) (accessed 17 January 2011).
44 Keegan, W. (2004) *The Prudence of Mr Gordon Brown* (Chichester: John Wiley & Sons).
45 Kellner, P. (1997) 'Why the Tories were trounced', *Parliamentary Affairs*, 50:4, 616–630.
46 Lee, S. (2008) 'The British Model of political economy', in M. Beech and S. Lee (eds), *Ten Years of New
47 Labour* (Basingstoke: Palgrave), ●●●●. [15]
- 48 Lipsey, D. (2000) *The Secret Treasury: How Britain's Economy is Really Run* (London: Viking).
49 Mandelson, P. (2010) *The Third Man: Life at the Heart of New Labour* (London: Harper Press).
50 Marsh, D. and Tant, T. (1994) 'British politics post Thatcher: A minor Major effect?', in M. Haralmbos
51 (ed.), *Developments in British Politics* (●●: Causeway Press), ●●●●. [16]

- 1 McAnulla, S. (2010) 'Heirs to Blair's Third Way? David Cameron's triangulating conservatism', *British*
2 *Politics*, 5:3, 286–314.
- 3 Murray, R. K. and Blessing, T. H. (1994) *Greatness in the White House: Rating the Presidents* (2nd edn) (•• PA:
4 Pennsylvania State University Press). [17]
- 5 Newburn, T. and Reiner, R. (2007) 'Crime and penal policy', in A. Seldon (ed.), *Blair's Britain* (Cambridge:
6 Cambridge University Press), 318–340.
- 7 Nice, D. C. (1984) 'The influence of war and party system aging on the ranking of presidents', *Western*
8 *Political Quarterly*, 37, 443–455. [18]
- 9 Pattie, C. and Johnston, R. (2001) *From Votes to Seats: The Operation of the UK Electoral System since 1945*
10 (Manchester: Manchester University Press).
- 11 Pederson, W. D. and McLaurin, A. M. (eds) (1987) *The Rating Game in American Politics* (New York: Irving
12 Publisher).
- 13 Peston, R. (2005) *Brown's Britain* (London: Short Books).
- 14 Phillips, L. (1998) 'Hegemony and political discourse: The lasting impact of Thatcherism', *Sociology*, 32:4,
15 847–867.
- 16 Rallings, C. and Thrasher, M. (2004) 'Elections and public opinion: Leaders under pressure', *Parliamentary*
17 *Affairs*, 57:2, 380–395.
- 18 Rawnsley, A. (2001) *Servants of the People: The Inside Story of New Labour* (Harmondsworth: Penguin).
- 19 Riddell, P. (2004) *Hug Them Close: Blair, Clinton, Bush and the 'Special Relationship'* (London: Politico's).
- 20 Ridings, W. J. and McIver, S. B. (1997) *Rating The Presidents: A Ranking of US Leaders, from the Great and*
21 *Honorable to the Dishonest and Incompetent* (Secaucus NJ: Citadel Press).
- 22 Rossiter, C. (1960) *The American Presidency* (New York: Harcourt, Brace & World).
- 23 Rossiter, D., Johnston, R., Pattie, C., Dorling, D., MacAllister, I. and Tunstall, H. (1999) 'Changing biases
24 in the operation of the UK's electoral system, 1950–97', *British Journal of Politics and International*
25 *Relations*, 1:2, 133–164.
- 26 Sanders, D., Clarke, H., Stewart, M. and Whiteley, P. (2001) 'The economy and voting', *Parliamentary*
27 *Affairs*, 54:4, 789–802.
- 28 Schlesinger, A. M. Sr (1948) 'The US presidents: What makes a president great? Or a failure? The verdict
29 of history provides some answers', *Life*, XXV, 65–74.
- 30 Schlesinger, A. M. Jr (1997) 'Rating the presidents: Washington to Clinton', *Political Science Quarterly*,
31 122:2, 179–190.
- 32 Scott, D. (2004) *Off Whitehall: A View from Downing Street by Tony Blair's Adviser* (London: I. B. Tauris).
- 33 Shaw, E. (1994) *The Labour Party since 1979: Crisis and Transformation* (London: Routledge).
- 34 Sinclair, P. (2007) 'The Treasury and economic policy', in A. Seldon (ed.), *Blair's Britain, 1997–2007*
35 (Cambridge: Cambridge University Press), ••–••. [19]
- 36 Smith, M. J. (1999) *The Core Executive in Britain* (Basingstoke: Macmillan).
- 37 Smith, •• (2005) 'The Treasury and economic policy', in A. Seldon and D. Kavanagh (eds), *The Blair Effect,*
38 *2001–2005* (Cambridge: Cambridge University Press), ••–••. [20]
- 39 Stephens, •• (2001) 'The Treasury under Labour', in A. Seldon (ed.), *The Blair Effect* (London: Little,
40 Brown), ••–••. [21]
- 41 Theakston, K. (2007) 'What makes for an effective prime minister?', *Quaderni Di Scienza*, ••, 39–61. [22]
- 42 Theakston, K. (2011) 'Gordon Brown as prime minister: Political skills and leadership style', *British Politics*,
43 6, 78–100. [23]
- 44 Theakston, K. and Gill, M. (2006) 'Ranking 20th-century British prime ministers', *British Journal of Politics*
45 *and International Relations*, 8:2, 193–213.
- 46 Theakston, K. and Gill, M. (2011) 'The postwar premiership league', *The Political Quarterly*, 82:1, 67–80.
- 47 Whiteley, P., Stewart, M. C., Sanders, D. and Clarke, H. D. (2005) 'The issue agenda and voting in 2005',
48 *Parliamentary Affairs*, 58:4, 802–817.

Toppan Best-set Premedia Limited	
Journal Code: BJPI	Proofreader: Elsie
Article No: 471	Delivery date: 12 August 2011
Page Extent: 21	

AUTHOR QUERY FORM

Dear Author,

During the preparation of your manuscript for publication, the questions listed below have arisen. Please attend to these matters and return this form with your proof.

Many thanks for your assistance.

Query References	Query	Remark
q1	AUTHOR: Seyd and Whiteley, 2001 has not been included in the Reference List, please supply full publication details.	
q2	AUTHOR: Shaw 2004 has not been included in the Bibliography. Please provide a full reference.	
q3	AUTHOR: Bradbury, 2010 has not been cited in the text. Please indicate where it should be cited; or delete from the Reference List.	
q4	AUTHOR: Please check all website addresses and confirm that they are correct. (Please note that it is the responsibility of the author(s) to ensure that all URLs given in this article are correct and useable.)	
q5	AUTHOR: Please provide the page range for Bulpitt 1986a.	
q6	AUTHOR: Please provide the page range for Bulpitt 1988.	
q7	AUTHOR: Please provide full publication details for Bulpitt 1989a.	
q8	AUTHOR: Please provide full editors' names and page range for Bulpitt 1989b.	
q9	AUTHOR: Please provide the book title and page range for Bulpitt 1995.	
q10	AUTHOR: Please provide the surname for Editor 'J' and the page range in Bulpitt 1996.	

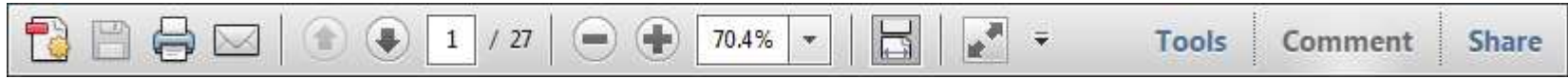
q11	AUTHOR: Please provide the city location of publisher and page range for Crewe 1988.	
q12	AUTHOR: Please provide the initial(s) for Garnett and the issue no. in Garnett 1993.	
q13	AUTHOR: Please provide the initial(s) for Hall in Hall 1988.	
q14	AUTHOR: Please provide the page range for Hay 2006.	
q15	AUTHOR: Please provide the page range in Lee 2008.	
q16	AUTHOR: Please provide the city location of publisher and page range for Marsh and Tant 1994.	
q17	AUTHOR: Please provide the city location of publisher for Murray and Blessing 1994.	
q18	AUTHOR: Please provide the issue no. for Nice 1984.	
q19	AUTHOR: Please provide the page range for Sinclair 2007.	
q20	AUTHOR: Please provide the initial(s) for Smith and page range in Smith 2005.	
q21	AUTHOR: Please provide the author's initial and page range for Stephens 2001.	
q22	AUTHOR: Please provide the volume and issue numbers for Theakston 2007.	
q23	AUTHOR: Please provide the issue no. for Theakston 2011.	

USING e-ANNOTATION TOOLS FOR ELECTRONIC PROOF CORRECTION

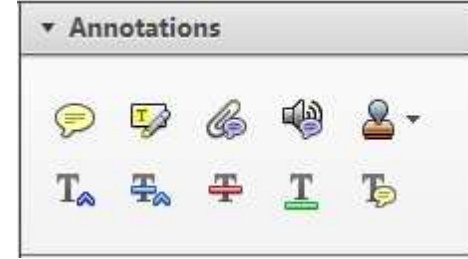
Required software to e-annotate PDFs: Adobe Acrobat Professional or Adobe Reader (version 8.0 or above). (Note that this document uses screenshots from Adobe Reader X)

The latest version of Acrobat Reader can be downloaded for free at: <http://get.adobe.com/reader/>

Once you have Acrobat Reader open on your computer, click on the [Comment](#) tab at the right of the toolbar:



This will open up a panel down the right side of the document. The majority of tools you will use for annotating your proof will be in the [Annotations](#) section, pictured opposite. We've picked out some of these tools below:



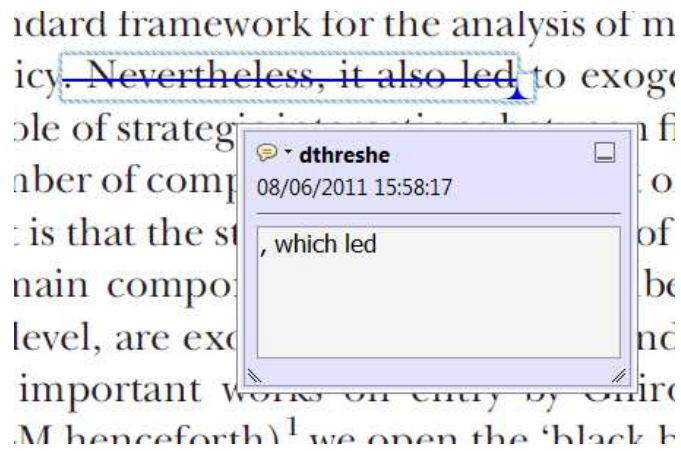
1. Replace (Ins) Tool – for replacing text.



Strikes a line through text and opens up a text box where replacement text can be entered.

How to use it

- Highlight a word or sentence.
- Click on the [Replace \(Ins\)](#) icon in the Annotations section.
- Type the replacement text into the blue box that appears.



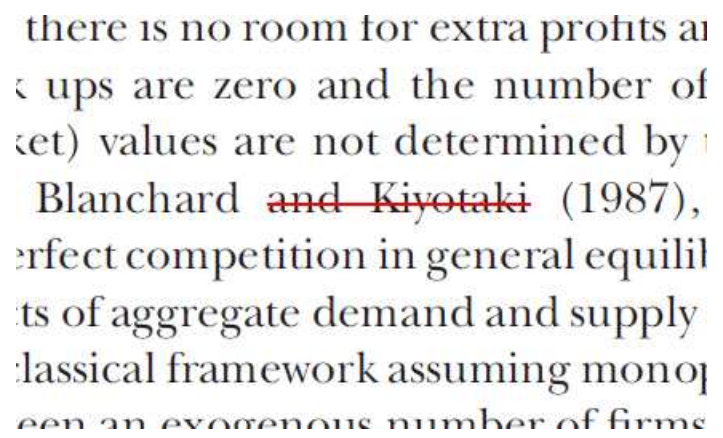
2. Strikethrough (Del) Tool – for deleting text.



Strikes a red line through text that is to be deleted.

How to use it

- Highlight a word or sentence.
- Click on the [Strikethrough \(Del\)](#) icon in the Annotations section.



3. Add note to text Tool – for highlighting a section to be changed to bold or italic.



Highlights text in yellow and opens up a text box where comments can be entered.

How to use it

- Highlight the relevant section of text.
- Click on the [Add note to text](#) icon in the Annotations section.
- Type instruction on what should be changed regarding the text into the yellow box that appears.

dynamic responses of mark ups
 ment with the **VAR** evidence



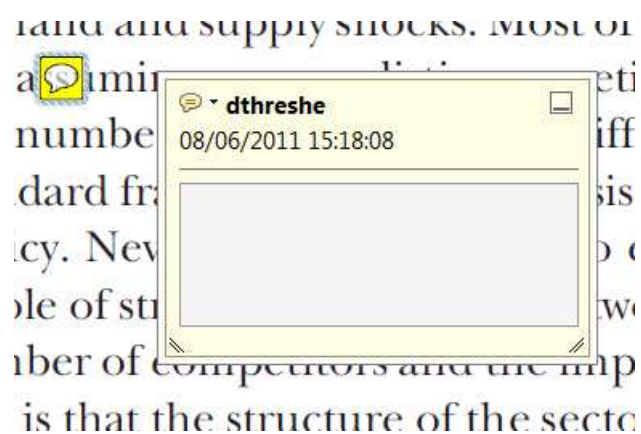
4. Add sticky note Tool – for making notes at specific points in the text.



Marks a point in the proof where a comment needs to be highlighted.

How to use it

- Click on the [Add sticky note](#) icon in the Annotations section.
- Click at the point in the proof where the comment should be inserted.
- Type the comment into the yellow box that appears.



USING e-ANNOTATION TOOLS FOR ELECTRONIC PROOF CORRECTION

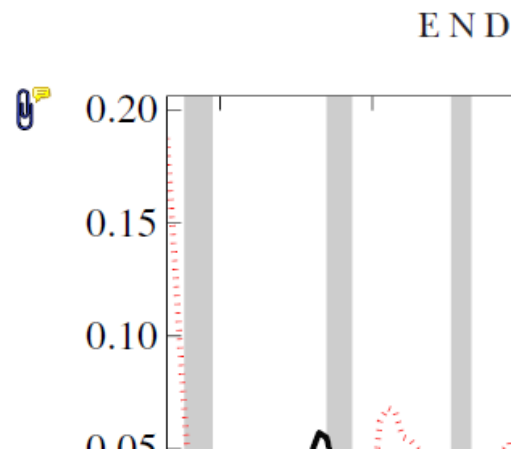
5. Attach File Tool – for inserting large amounts of text or replacement figures.



Inserts an icon linking to the attached file in the appropriate place in the text.

How to use it

- Click on the [Attach File](#) icon in the Annotations section.
- Click on the proof to where you'd like the attached file to be linked.
- Select the file to be attached from your computer or network.
- Select the colour and type of icon that will appear in the proof. Click OK.



6. Add stamp Tool – for approving a proof if no corrections are required.



Inserts a selected stamp onto an appropriate place in the proof.

How to use it

- Click on the [Add stamp](#) icon in the Annotations section.
- Select the stamp you want to use. (The [Approved](#) stamp is usually available directly in the menu that appears).
- Click on the proof where you'd like the stamp to appear. (Where a proof is to be approved as it is, this would normally be on the first page).

of the business cycle, starting with the
 on perfect competition, constant ret
 production. In this environment goods
 extra produced by the country for marke
 he market. The New-Keynesian model is
 determined by the model. The New-Keynesian
 otaki (1987), has introduced produc
 general equilibrium models with nomin
 and real variables. Most of this litera

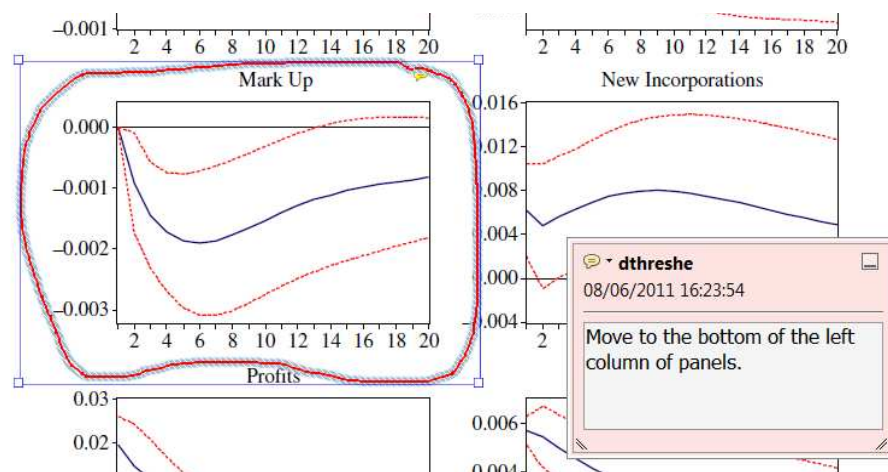


7. Drawing Markups Tools – for drawing shapes, lines and freeform annotations on proofs and commenting on these marks.

Allows shapes, lines and freeform annotations to be drawn on proofs and for comment to be made on these marks..

How to use it

- Click on one of the shapes in the [Drawing Markups](#) section.
- Click on the proof at the relevant point and draw the selected shape with the cursor.
- To add a comment to the drawn shape, move the cursor over the shape until an arrowhead appears.
- Double click on the shape and type any text in the red box that appears.



For further information on how to annotate proofs, click on the [Help](#) menu to reveal a list of further options:

