



This is a repository copy of *Real-world evidence of brigatinib as second-line treatment after crizotinib for ALK+ non-small cell lung cancer using South Korean claims data (K-AREAL)*.

White Rose Research Online URL for this paper:

<https://eprints.whiterose.ac.uk/218283/>

Version: Published Version

---

**Article:**

Lee, J.E. [orcid.org/0000-0001-6173-2748](https://orcid.org/0000-0001-6173-2748), Nam, J.H., Kwon, S.H. [orcid.org/0000-0002-1058-8392](https://orcid.org/0000-0002-1058-8392) et al. (2 more authors) (2024) Real-world evidence of brigatinib as second-line treatment after crizotinib for ALK+ non-small cell lung cancer using South Korean claims data (K-AREAL). *Cancer Medicine*, 13 (14). e70030. ISSN 2045-7634

<https://doi.org/10.1002/cam4.70030>

---

**Reuse**

This article is distributed under the terms of the Creative Commons Attribution (CC BY) licence. This licence allows you to distribute, remix, tweak, and build upon the work, even commercially, as long as you credit the authors for the original work. More information and the full terms of the licence here:

<https://creativecommons.org/licenses/>

**Takedown**

If you consider content in White Rose Research Online to be in breach of UK law, please notify us by emailing [eprints@whiterose.ac.uk](mailto:eprints@whiterose.ac.uk) including the URL of the record and the reason for the withdrawal request.



[eprints@whiterose.ac.uk](mailto:eprints@whiterose.ac.uk)  
<https://eprints.whiterose.ac.uk/>

## RESEARCH ARTICLE

# Real-world evidence of brigatinib as second-line treatment after crizotinib for *ALK*+ non-small cell lung cancer using South Korean claims data (K-AREAL)

Jeong Eun Lee<sup>1</sup>  | Jin Hyun Nam<sup>2</sup> | Sun Hong Kwon<sup>3</sup> | Bo Kyung Kim<sup>4</sup> | Seung Min Ha<sup>4</sup>

<sup>1</sup>Division of Pulmonology, Department of Internal Medicine, College of Medicine, Chungnam National University, Daejeon, Korea

<sup>2</sup>Division of Big Data Science, Korea University, Sejong, Korea

<sup>3</sup>School of Pharmacy, Sungkyunkwan University, Suwon, Korea

<sup>4</sup>Takeda Pharmaceuticals Korea Co., Ltd., Seoul, Korea

## Correspondence

Jeong Eun Lee, Division of Pulmonology, Department of Internal Medicine, College of Medicine, Chungnam National University, Daejeon, Korea.  
Email: [jelee0210@cnu.ac.kr](mailto:jelee0210@cnu.ac.kr)

## Funding information

Takeda Pharmaceuticals Korea Co., Ltd

## Abstract

**Purpose:** There is a lack of real-world data in Asian populations for brigatinib, a next-generation anaplastic lymphoma kinase (ALK) inhibitor for patients with non-small cell lung cancer (NSCLC). This study analysed real-world outcomes and dosing patterns for brigatinib in patients with crizotinib-refractory *ALK*+ NSCLC in South Korea.

**Methods:** This retrospective, non-interventional, cohort study used South Korean Health Insurance and Review Assessment claims data for adults with *ALK*+ NSCLC who initiated brigatinib between 19 April 2019 and 31 March 2021 after receiving prior crizotinib. Patients' characteristics, time to discontinuation (TTD), time to dose reduction, overall survival (OS) and treatment adherence were assessed.

**Results:** The study included 174 patients (56.9% male; 27.0% with a history of brain metastases). Median duration of prior crizotinib was 17 (range 0.3–48) months. Median follow-up after brigatinib initiation was 18 (range 0–34) months. Overall, 88.5% of patients received full-dose brigatinib (180 mg/day) and 93.1% of patients were adherent (proportion of days covered  $\geq 0.8$ ). The median TTD was 24.9 months (95% CI 15.2–not reached). The probability of continuing treatment was 63.2% at 1 year and 51.5% at 2 years. The probability of continuing at full or peak dose was 79.7% at 1 year and 75.6% at 2 years. Median OS was not reached. The 2-year OS rate was 68.7%.

**Conclusions:** In this first nationwide retrospective study using national insurance claim data, brigatinib demonstrated real-world clinical benefit as second-line treatment after prior crizotinib in *ALK*+ NSCLC patients in South Korea.

## KEYWORDS

brigatinib, claims data, effectiveness, real-world evidence, safety, South Korea

This is an open access article under the terms of the [Creative Commons Attribution](https://creativecommons.org/licenses/by/4.0/) License, which permits use, distribution and reproduction in any medium, provided the original work is properly cited.

© 2024 The Author(s). *Cancer Medicine* published by John Wiley & Sons Ltd.

## 1 | INTRODUCTION

Lung cancer is one of the most common cancers worldwide, and the leading cause of cancer-related death.<sup>1</sup> In South Korea, the age-standardised incidence rate for lung cancer was 25.8 per 100,000 population in 2020 and it caused more than 18,000 deaths per year.<sup>2</sup>

Non-small cell lung cancer (NSCLC) accounts for 85% of lung cancer cases.<sup>3</sup> Patients in whom driver mutations are found may be suitable for targeted therapy. Anaplastic lymphoma kinase (ALK) rearrangements, which are found in 3%–5% of NSCLC cases,<sup>4,5</sup> are associated with aggressive histology, younger age, limited or no history of smoking, and a high risk of brain metastases.<sup>6</sup> Over the last decade, the therapeutic landscape for ALK-positive (ALK+) NSCLC has witnessed a paradigm shift, with the advent of ALK-tyrosine kinase inhibitors (ALK-TKIs).<sup>7,8</sup>

Crizotinib, the first ALK inhibitor, was followed by second-generation ALK inhibitors, which were developed to overcome crizotinib resistance and improve efficacy, particularly in the CNS.<sup>8</sup> Brigatinib is a potent and selective second-generation ALK inhibitor.<sup>9</sup> In a phase 2 trial (ALTA), brigatinib exhibited clinical efficacy in patients with ALK+ NSCLC refractory to crizotinib, with an independent review committee (IRC)-assessed objective response rate (ORR) of 56%, intracranial ORR of 67%, and median progression-free survival (PFS) of 16.7 months for patients treated with a dose of 180 mg (after a 7-day 90 mg lead-in).<sup>10</sup> In a phase 3 trial (ALTA-3), median IRC-assessed PFS was 19.3 months, the ORR was 52%, and the intracranial ORR was 73% with brigatinib given as second-line treatment to patients with ALK+ NSCLC who had progressed on crizotinib.<sup>11</sup> Brigatinib has also demonstrated efficacy in ALK inhibitor-naïve patients, with a significantly longer IRC-assessed median PFS compared with crizotinib (24.0 vs. 11.1 months; HR 0.48,  $p < 0.0001$ ) in a phase 3 trial (ALTA-1L).<sup>12</sup>

Currently, only limited real-world evidence for brigatinib has been reported. Available data from the USA, Europe and South America indicate that brigatinib is effective and well tolerated in routine clinical practice.<sup>13–17</sup> However, as well as including data for second-line brigatinib, most current real-world studies include later lines of brigatinib. In addition, there is a lack of real-world data in Asian populations. Brigatinib was approved in South Korea in November 2018 (and received reimbursement on 1 April 2019) for the second-line treatment of patients with locally advanced or metastatic ALK+ NSCLC who have progressed on crizotinib. First-line brigatinib was approved in August 2020 and it has been reimbursed since 1 April 2021. The aim of the current study (K-AREAL) was

to analyse real-world dosing patterns and treatment outcomes for brigatinib in patients with crizotinib-refractory ALK+ NSCLC in South Korea.

## 2 | METHODS

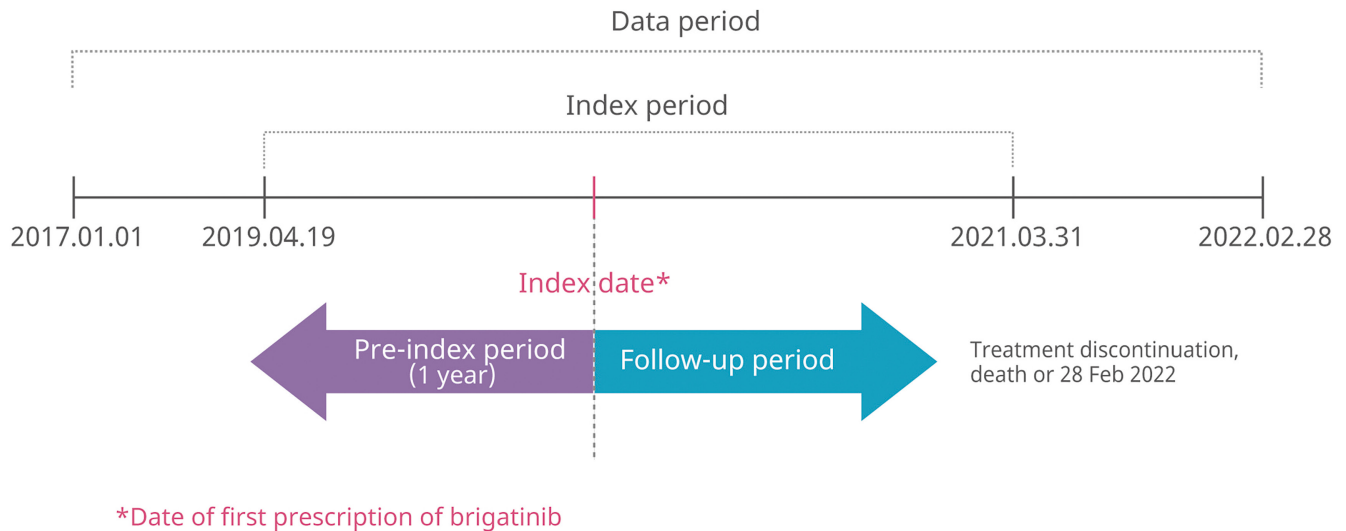
This retrospective, non-interventional cohort study analysed claims data from Health Insurance and Review Assessment (HIRA), the national health insurance database that covers almost the entire population of South Korea. The study was approved by the institutional review board of Sungkyunkwan University, Suwon, Republic of Korea. Informed consent was not required because the study used anonymised and de-identified claims data.

### 2.1 | Study population

Figure 1 provides an overview of the study design. The study included adults (aged  $\geq 20$  years) with ALK+ NSCLC who started treatment with brigatinib between 19 April 2019 and 31 March 2021 as second-line therapy after receiving crizotinib. Patients had to have had at least two claims with a diagnosis of lung cancer (International Classification of Diseases, ICD-10 code C34) during the study period. Patients who had received a prior ALK inhibitor other than crizotinib before the initiation of brigatinib were excluded. Patients were followed up from the date of first prescription of brigatinib (index date) until time to treatment discontinuation, death, or 28 February 2022. The 1-year period preceding the index date was defined as the pre-index period. The approved recommended dosing regimen for oral brigatinib is 180 mg once daily with a 7-day lead-in at 90 mg once daily and dose reduction to 120, 90 and 60 mg, according to the severity of adverse events.

### 2.2 | Variables

The following outcomes were evaluated. Patient characteristics, including age, sex, Charlson Comorbidity Index (based on claims during the pre-index period), previous treatment (radiotherapy or chemotherapy during the pre-index period) and the presence/absence of brain metastases (during the pre-index period; defined by the diagnosis code C793 [secondary malignant neoplasm of brain and cerebral meninges]). Time to discontinuation (TTD; primary endpoint), defined as the number of days between initiation and discontinuation of brigatinib (with discontinuation identified by a gap of  $\geq 90$  days in brigatinib therapy or initiation of another ALK TKI). Time to dose reduction (TTDR), defined as the number of days from brigatinib initiation to dose



#### Variables/outcomes assessed

**Pre-index period:** age (at index date) group, sex, physician specialty, Charlson Comorbidity Index, previous treatment (radiotherapy or chemotherapy), presence of brain metastases and prescription days of crizotinib

**Follow-up period:** Time to discontinuation, time to dose reduction, maximum achieved dose of brigatinib after day 8, usage of brigatinib in unit of defined daily dose (DDD) prescribed, dose compliance score, proportion of days covered, adherence, overall survival

FIGURE 1 Study design.

reduction (with dose reduction defined as the first claim for a prescription of a 30 or 90 mg tablet after prescription of 180 mg or, for patients who did not reach a dose of  $\geq 180$  mg/day, the first claim for a prescription of a daily dose less than the maximum achieved dose). The probability of patients continuing brigatinib and the probability of continuing brigatinib at full dose (or peak dose if receiving  $< 180$  mg) were estimated at 6, 12 and 24 months. To assess overall survival (OS), death was defined via death-related ICD-10 diagnosis codes or when there were no claims within 1 year of the last claim.<sup>18</sup> Adherence to brigatinib treatment in real-world practice was also evaluated, including the proportion of days covered (PDC; calculated as the proportion of days in which a person had access to medication over the period of interest) and adherence (patients with a PDC of  $\geq 0.8$  were defined as treatment adherent).

Post hoc subgroup analyses were performed based on the presence/absence of brain metastases and whether patients continued brigatinib for 4 months after the index date (with or without a dose reduction). The latter analysis was conducted to better assess the efficacy of the drug due to the limitations of a real-world study, in which it is difficult to distinguish the reason for discontinuation of brigatinib: based on clinicians' experience and published literature, patients treated with targeted anticancer drugs such as TKIs generally develop adverse events within the first 3–4 months of drug initiation<sup>19–26</sup>; therefore, during that period there may be a greater chance that patients will discontinue treatment due to tolerability, whereas

beyond that timepoint there may be a greater chance that patients will discontinue due to disease progression rather than due to tolerability.

### 2.3 | Statistical analysis

Data were summarised using descriptive statistics, including mean, standard deviation (SD), median, minimum, and maximum for data with normal distribution, and frequency and percentage for categorical variables. Kaplan–Meier methodology was used to estimate time-to-event outcomes, including TTD, TTDR and OS. The probability of continuation on brigatinib and continuation on a maximum dose of brigatinib at 6, 12 and 24 months were evaluated using Kaplan–Meier analyses. Statistical analyses were performed using SAS<sup>®</sup> version 7.1 and R version 3.5.1.

## 3 | RESULTS

A total of 174 crizotinib-refractory patients with *ALK+* NSCLC who received brigatinib as second-line therapy were included in the analysis (Figure 2).

Almost half of the patients (46.6%) were aged  $< 60$  years, 56.9% were male, the median Charlson Comorbidity Index score was 4.00 (range 0.00–11.00), and 27.0% had a history of brain metastases in the

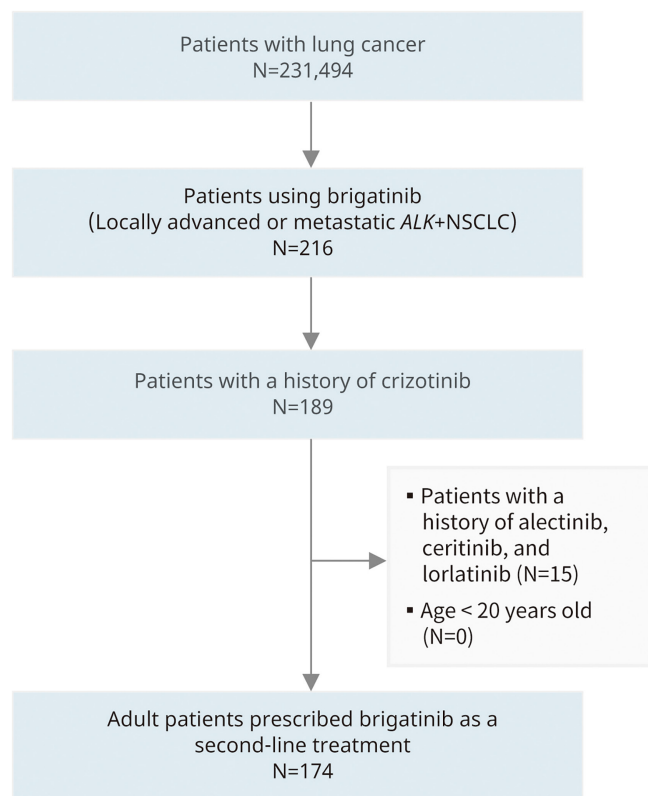


FIGURE 2 Patient selection process.

pre-index period. The median duration of prior crizotinib treatment was 17 (range 0.3–48) months, and the median time between crizotinib and brigatinib use was 2.1 (range 0.06–35) months. Fourteen patients (8.0%) had a gap of >180 days between the last claim for crizotinib and the first claim for brigatinib.

The median duration of follow-up in the study was 18 (range 0–34) months. Overall, 88.5% of patients reached the maximum dose of brigatinib 180 mg. The median PDC was 0.98 (range 0–1.00), and 93.1% of patients were classified as adherent to brigatinib (Table 1).

The median TTD was 24.9 months (95% CI 15.2–not reached [NR]), and the probability of continuing treatment at 1 and 2 years was 63.2% and 51.5%, respectively (Figure 3A). TTD did not differ significantly between patients with and without brain metastases (median [95% CI]=28.3 months [9.2–NR] vs. 25.1 months [15.1–NR];  $p=0.983$ ; Figure 3B). As would be expected, median TTD was significantly longer in patients who continued brigatinib for at least 4 months (patients without dose reduction [ $n=123$ ]: NR, 95% CI 26.6–NR; patients with dose reduction [ $n=18$ ]: 25.3 months, 95% CI 10.7–NR) compared with those who discontinued within 4 months ( $n=33$ ; 1.1 months, 95% CI 0.7–1.9) ( $p<0.0001$ ; Figure 3C).

The probability of continuing at the maximum dose (180 mg/day) or at the peak dose (if <180 mg/day) was

TABLE 1 Patient characteristics.

Variable <sup>a</sup>	Number of patients (% <sup>b</sup> ), $N=174$
Age, years (index date)	
<50	29 (16.7)
50–59	52 (29.9)
60–69	47 (27.0)
70–79	38 (21.8)
80+	8 (4.6)
Sex	
Female	75 (43.1)
Male	99 (56.9)
Charlson Comorbidity Index	
0	32 (18.4)
1	22 (12.6)
2	15 (8.6)
3	17 (9.8)
4+	88 (50.6)
Median (min–max)	4.00 (0.00–11.00)
Brain metastases <sup>c</sup> (pre-index), yes	47 (27.0)
Prior chemotherapy (pre-index), yes	6 (3.5)
Prior radiation (pre-index), yes	19 (10.9)
Duration of crizotinib use, months <sup>d</sup>	
Median (min–max)	17.0 (0.3–48)
Gap between crizotinib and brigatinib <sup>e</sup> , yes	14 (8.0)
Duration of follow-up, months	
Median (min–max)	18 (0–34)
Brigatinib maximum dose achieved (mg)	
180	154 (88.5)
120	1 (0.6)
90	19 (10.9)
60	0 (0)
Proportion of days covered <sup>f</sup> (brigatinib)	
Median (min–max)	0.98 (0–1.00)
Adherence to brigatinib	
PDC $\geq 0.8$	162 (93.1)
PDC < 0.8	12 (6.9)

Abbreviations: PDC, proportion of days covered; SD, standard deviation.

<sup>a</sup>Assessed at index date or during pre-index period (1-year period preceding index date).

<sup>b</sup>Data are % unless indicated otherwise.

<sup>c</sup>Defined by diagnosis code C793 (secondary malignant neoplasm of brain and cerebral meninges).

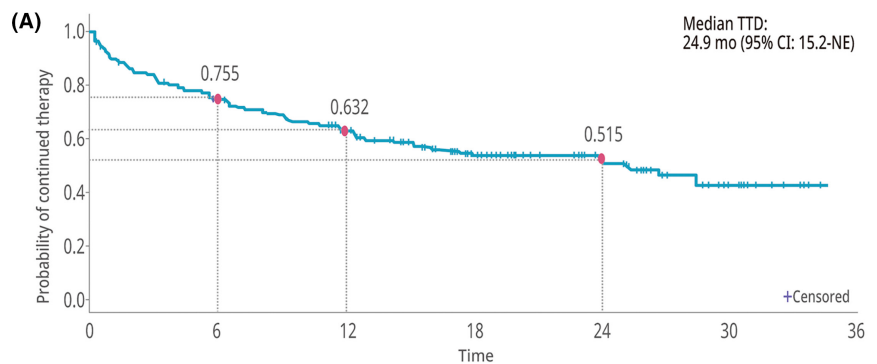
<sup>d</sup>Days using crizotinib between 1 January 2017 and index date.

<sup>e</sup>Gap defined as >180 days between the last claim for crizotinib and the first claim for brigatinib.

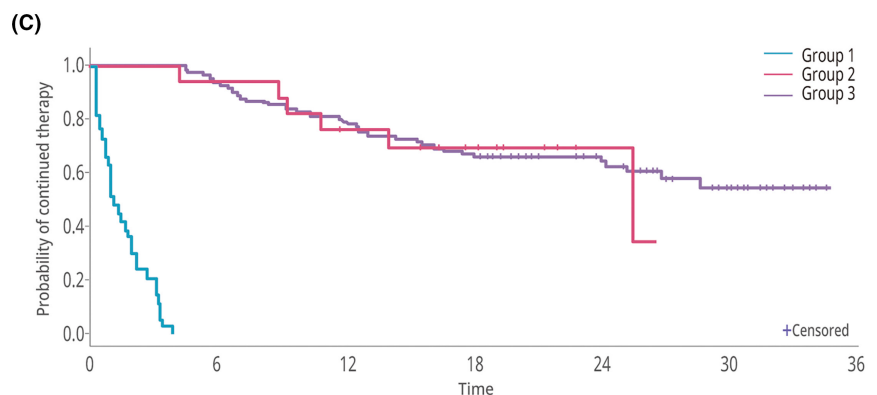
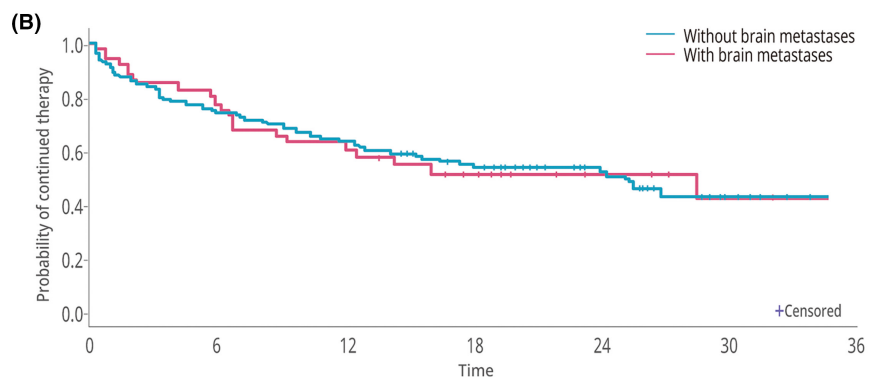
<sup>f</sup>Proportion of days in which a person had access to medication over the period of interest.



**FIGURE 3** Time to discontinuation of brigatinib. (A) Total study population. (B) With or without brain metastases. (C) According to brigatinib discontinuation status (Group 1: discontinued within 4 months [ $n = 33$ ]; Group 2: continued to 4 months with dose reduction [ $n = 18$ ]; Group 3: continued to 4 months without dose reduction [ $n = 123$ ]).



Total patients (n = 174)		
Month	Probability of continued therapy	95% CI
6	0.755	0.683-0.814
12	0.632	0.553-0.700
24	0.515	0.428-0.595

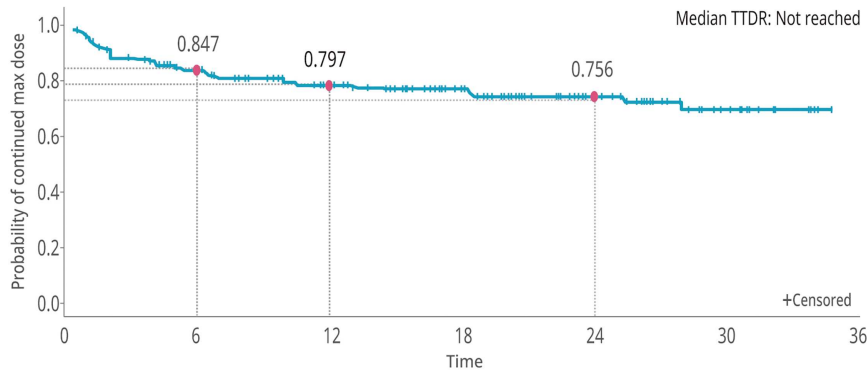


84.7% at 6 months, 79.7% at 1 year and 75.6% at 2 years (Figure 4).

Median OS was not reached (95% CI 27.6 months–NR) during the study period (Figure 5A). The 2-year OS rate was 68.7%. The survival benefit of brigatinib was similar in patients with or without brain metastases ( $p = 0.7796$ ; Figure 5B), whereas median OS was lower in patients who discontinued brigatinib within 4 months compared with patients who continued the drug for 4 months, even if they received a reduced dose (9.4 months vs. NR;  $p < 0.0001$ ; Figure 5C).

## 4 | DISCUSSION

This study represents the first real-world evidence on the use of brigatinib in crizotinib-refractory patients with ALK+ NSCLC in South Korea. The study used nationwide national claims data from HIRA, which covers fee-for-service payments for almost all citizens in the country; therefore, the analysis included a large cohort of 174 patients and had a relatively long median follow-up period of 18 months. The strict reimbursement criteria imposed by HIRA meant that the study population was well-defined,



**FIGURE 4** Time to brigatinib dose reduction (total study population).

Total patients (n = 174)		
Month	Probability of continuing on maximum dose	95% CI
6	0.847	0.794-0.904
12	0.797	0.737-0.863
24	0.756	0.687-0.831

comprising patients who moved from first-line crizotinib to second-line brigatinib.

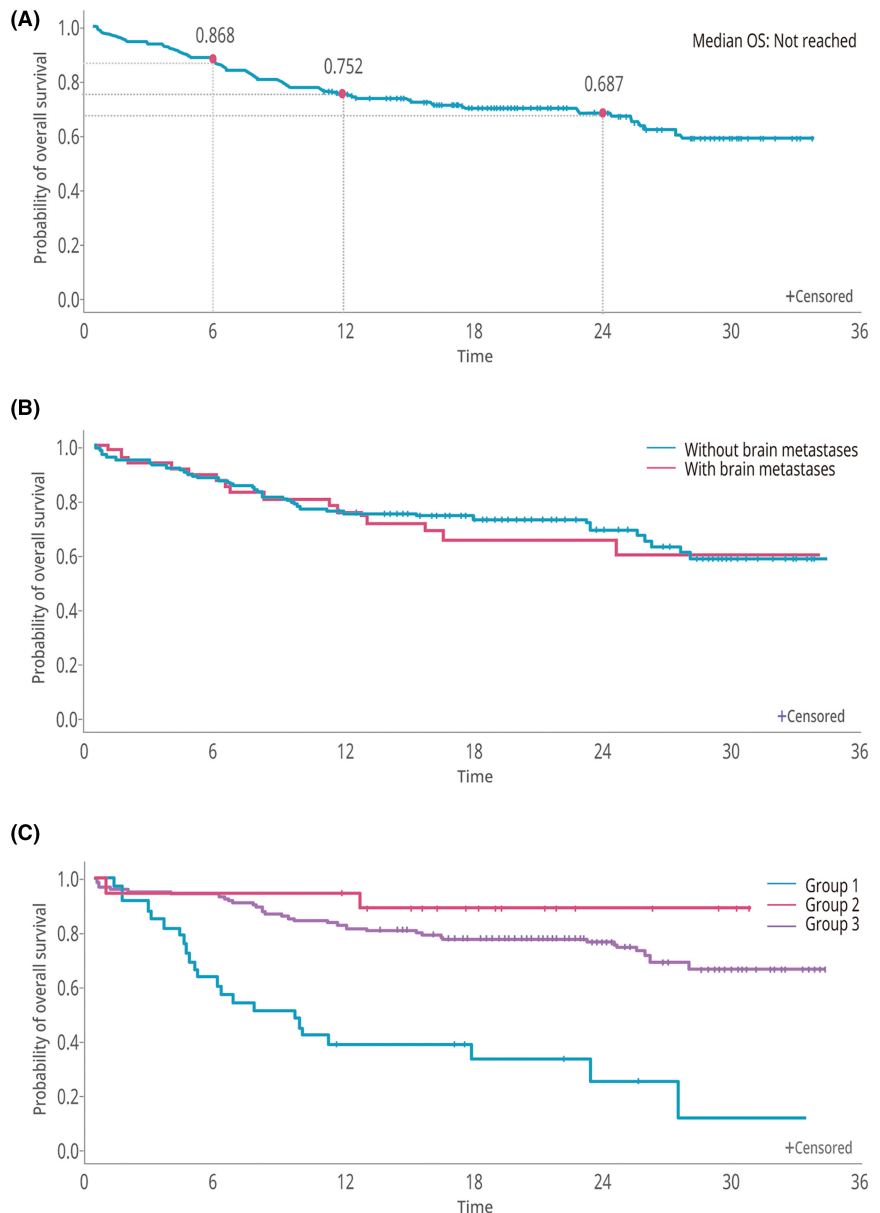
With respect to patient characteristics, the proportion with a history of brain metastases in the current study (27%) was lower than that reported for brigatinib recipients in a phase 3 trial (ALTA-3) in crizotinib-refractory patients (64%)<sup>11</sup> but similar to that in the pivotal phase 3 trial (ALTA-1L) of brigatinib in ALK inhibitor-naïve patients (29%).<sup>27</sup> Differences may reflect the fact that patients with brain metastases could have been missed if those characteristics were not detected in the claims data. In the current study, 3.5% of patients had received prior chemotherapy compared with 31% in ALTA-3 and 27% in ALTA-1L.<sup>11,27</sup> This may be due to the change in treatment paradigm for ALK+ NSCLC since these trials commenced, with a move away from chemotherapy and towards targeted therapies. The median duration of prior treatment with crizotinib in the current study (17.0 months) was longer than the IRC-assessed median PFS of crizotinib as first-line treatment in other trials: 7.7 months (PROFILE 1007 trial),<sup>28</sup> 10.4 months (ALEX trial)<sup>29</sup> and 11.1 months (ALTA-1L trial),<sup>12</sup> but consistent with the 16 months reported for the ALTA-3 trial.<sup>11</sup>

The median TTD of 24.9 months for brigatinib in the current study was longer than the duration of brigatinib treatment in other real-world studies and PFS in clinical trials. In a multinational expanded access programme, the brigatinib TTD after one prior line of ALK inhibitor was 11.8 months,<sup>16</sup> while in US and Latin American real-world studies the TTD of brigatinib given as second or later line of therapy was 10.3 months<sup>13</sup> and 18.5 months,<sup>15</sup> respectively. TTD is a pragmatic endpoint used to assess treatment duration in real-world studies that correlates with PFS in clinical trials of metastatic NSCLC.<sup>30</sup> TTD (median 24.9 months) in the current study was longer than PFS reported in clinical trials of second-line brigatinib in

crizotinib-refractory patients; median IRC-assessed PFS with brigatinib 180 mg/day was 16.7 months in the final analysis of ALTA<sup>10</sup> and 19.3 months in ALTA-3.<sup>11</sup> Several factors can be postulated to explain these differences in treatment duration, including study design and patient population differences between real-world and clinical trial settings, as well as differences in the national health insurance system compared with other countries and proactive treatment attitudes in South Korea.

Median OS was not reached during the evaluation period for the current study, but the 2-year OS rate of 68.7% suggests that brigatinib could provide extended survival in many patients when used as second-line ALK inhibitor therapy. In the ALTA trial, median OS (IRC-assessed) was 40.6 months and the probability of survival at 5 years was 43% for patients treated with brigatinib 180 mg,<sup>10</sup> while in ALTA-3, median OS was not reached and the 1-year OS rate was 89% in the brigatinib arm.<sup>11</sup> The current study included a subgroup analysis based on brigatinib continuation status at 4 months. Median OS was lower in the subgroup of patients who discontinued brigatinib within 4 months compared with those who continued brigatinib for at least 4 months. This suggests that it may be advisable to maintain brigatinib treatment, if possible, to improve OS. Furthermore, TTD did not differ between patients with or without a dose reduction within 4 months, suggesting that similar clinical benefit in terms of delaying disease progression could be achieved even with a reduced dose. Data from a real-world study (RESET) of afatinib in patients with NSCLC reported a similar extension of treatment duration and OS through dose adjustment. The study showed that dose adjustment in most patients (62.3%) due to side effects resulted in better treatment outcomes.<sup>31</sup> Therefore, if patients experience adverse events during the first 3–4 months, proactive consideration should

**FIGURE 5** Overall survival. (A) Total study population. (B) With or without brain metastases. (C) According to brigatinib discontinuation status (Group 1: discontinued within 4 months [ $n = 33$ ]; Group 2: continued to 4 months with dose reduction [ $n = 18$ ]; Group 3: continued to 4 months without dose reduction [ $n = 123$ ]).



be given to a dose reduction to enable treatment to be continued. However, it should be noted that, in the current study, there was only a small number of patients in the subgroup who continued brigatinib to 4 months with a dose reduction, limiting the interpretation of this finding. Moreover, although the current study showed a similar TTD in the dose reduction group, the approved recommended dosing regimen for oral brigatinib, if possible, is 180 mg once daily with a 7-day lead-in at 90 mg once daily.<sup>32</sup> Rather than stopping brigatinib due to side effects, it is recommended to actively consider a strategy to reduce the dose.

Patients with *ALK*+ NSCLC have a high risk of brain metastases at the time of diagnosis of advanced disease or within a few years.<sup>33</sup> Second-generation *ALK* inhibitors are more effective than crizotinib in patients with brain metastases.<sup>34,35</sup> Typically, patients with brain metastases

will have a shorter treatment duration; however, in the current study, TTD was similar whether or not patients had brain metastases. This is consistent with findings from the phase 2 ALTA clinical trial in crizotinib-refractory patients, in which no notable difference in PFS was found between patients with or without brain metastases at baseline.<sup>10</sup> In the current study, the survival benefit did not differ significantly between patients with or without brain metastases. Again, this is consistent with data from the ALTA trial, which showed numerically longer OS in patients who had brain metastases at baseline compared with those who did not.<sup>10</sup> Taken together, these results suggest brigatinib shows good efficacy even in patients with brain metastases.

Adherence to *ALK* inhibitor therapy in a real-world setting is generally good.<sup>36</sup> Most patients in the current study (88.5%) reached the full dose of brigatinib (180 mg/day),



and most patients (93.1%) were adherent to treatment. This is consistent with a US real-world study (in which >80% had received a prior ALK inhibitor), where 77% of patients reached brigatinib 180 mg/day and 92.7% of patients were adherent.<sup>13</sup> The probability of continuing brigatinib therapy at 1 year in the current study (63.2%) was higher than when it was administered as second-line therapy in the global expanded access programme (49.3%) or as second or later line therapy in the US (45%) and Latin American (59.9%) real-world studies.<sup>13,15,16</sup> It is possible this could indicate a difference between Asian and non-Asian populations, which would be consistent with the ALTA-1 L clinical trial of brigatinib in ALK inhibitor-naïve patients, which found that PFS was longer in Asian than in non-Asian patients,<sup>37</sup> although no notable difference in PFS was found between these subgroups in the ALTA trial in crizotinib-refractory patients.<sup>10</sup> The current study also assessed TTDR and found a reasonably high probability of continuation on the maximum/peak dose of brigatinib at both 1 and 2 years.

The study had several limitations, mostly associated with the nature of claims data, including the fact that the data are not from a medical perspective, there is generally a lack of outcomes data, and it is impossible to analyse non-insured health benefits items.<sup>38–40</sup> For example, it was only possible to obtain information on treatments that are claimed through the National Health Insurance Service by South Korean health insurance, and it was not possible to obtain medical records of treatment that is not reimbursed (such as in clinical trials or early access programmes, before drugs are approved for reimbursement). However, few patients had a gap of >180 days between claims for crizotinib and brigatinib, indicating that most of the study population could have received crizotinib and brigatinib under the conditions of reimbursement. Of the 8% of patients who had a gap of >180 days, some who had progression on first-line crizotinib may not have been able to start brigatinib continuously due to limited accessibility; another possible reason for the treatment gap is that, as noted earlier, it is not possible to obtain data for non-insured items (e.g. clinical trials, patient support programmes) from claims data, so, under national insurance, it is possible to receive brigatinib or other ALK TKIs via such programmes in-between crizotinib and brigatinib treatment. An additional limitation is that brain metastases were defined using a diagnostic code (C793, secondary malignant neoplasm of brain and cerebral meninges) during the pre-index period and, although magnetic resonance imaging (MRI) is the standard method for diagnosing brain metastases in Korea, claims data do not allow complete certainty that all brain metastases were diagnosed by MRI, whether brain metastases were symptomatic or what prior treatment, if any, patients received for brain metastases. Another limitation was that the specific

cause of death could not be determined from HIRA data and, therefore, OS estimates were based on data that included non-disease-related deaths. Strengths of the study include the well-defined patient population (patients moving from first-line crizotinib to second-line brigatinib) and the relatively long duration of follow-up. In addition, the use of nationwide claims data means the results can be generalised to all patients using brigatinib as second-line therapy for ALK+ NSCLC in South Korea.

## 5 | CONCLUSIONS

This is the first real-world study of brigatinib treatment in a nationwide cohort of crizotinib-refractory ALK+ NSCLC patients in South Korea. The study involved a large, well-defined group of patients who received brigatinib as second-line therapy. During a median 18 months of follow-up, there was a high level of adherence to treatment, a longer treatment duration than reported for published clinical trials, and a favourable 2-year OS rate. Overall, the results suggest that brigatinib is of benefit when administered as second-line treatment in patients with crizotinib-refractory ALK+ NSCLC treated in a real-world setting in South Korea.

### AUTHOR CONTRIBUTIONS

**Jeong Eun Lee:** Methodology (equal); writing – original draft (equal); writing – review and editing (equal). **Jin Hyun Nam:** Conceptualization (equal); data curation (equal); formal analysis (equal); methodology (equal); writing – review and editing (equal). **Sun Hong Kwon:** Conceptualization (equal); data curation (equal); formal analysis (equal); methodology (equal); writing – review and editing (equal). **Bo Kyung Kim:** Conceptualization (equal); project administration (equal); writing – review and editing (equal). **Seung Min Ha:** Conceptualization (equal); project administration (equal); supervision (equal); writing – review and editing (equal).

### ACKNOWLEDGEMENTS

Medical writing and editorial assistance were provided by Kathy Croom and David P. Figgitt, PhD, ISMPP CMPP™, Content Ed Net, with funding from Takeda Pharmaceuticals Korea Co., Ltd.

### FUNDING INFORMATION

The study was funded by Takeda Pharmaceuticals Korea Co., Ltd.

### CONFLICT OF INTEREST STATEMENT

J.E. Lee and J.H. Nam: none; S.H. Kwon: personal and institutional, research grant: Takeda; B.K. Kim and S.M. Ha: full or part-time employment: Takeda.

## DATA AVAILABILITY STATEMENT

The datasets, including the redacted study protocol, redacted statistical analysis plan and individual participant data supporting the results reported in this article, will be made available within 3 months from the initial request to researchers who provide a methodologically sound proposal. Data will be provided after de-identification, in compliance with applicable privacy laws, data protection and requirements for consent and anonymization.

## ETHICAL APPROVAL

The study was approved by the institutional review board of Sungkyunkwan University, Suwon, Republic of Korea. Informed consent was not required because the study used anonymised and de-identified claims data.

## ORCID

Jeong Eun Lee  <https://orcid.org/0000-0001-6173-2748>

## REFERENCES

- Sung H, Ferlay J, Siegel RL, et al. Global cancer statistics 2020: GLOBOCAN estimates of incidence and mortality worldwide for 36 cancers in 185 countries. *CA Cancer J Clin.* 2021;71(3):209-249. doi:10.3322/caac.21660
- Kang MJ, Jung KW, Bang SH, et al. Cancer statistics in Korea: incidence, mortality, survival, and prevalence in 2020. *Cancer Res Treat.* 2023;55(2):385-399. doi:10.4143/crt.2023.447
- Dela Cruz CS, Tanoue LT, Matthay RA. Lung cancer: epidemiology, etiology, and prevention. *Clin Chest Med.* 2011;32(4):605-644. doi:10.1016/j.ccm.2011.09.001
- Koivunen JP, Mermel C, Zejnullahu K, et al. EML4-ALK fusion gene and efficacy of an ALK kinase inhibitor in lung cancer. *Clin Cancer Res.* 2008;14(13):4275-4283. doi:10.1158/1078-0432.CCR-08-0168
- Barlesi F, Mazieres J, Merlio JP, et al. Routine molecular profiling of patients with advanced non-small-cell lung cancer: results of a 1-year nationwide programme of the French Cooperative Thoracic Intergroup (IFCT). *Lancet.* 2016;387(10026):1415-1426. doi:10.1016/S0140-6736(16)00004-0
- Spitaleri G, Trillo Aliaga P, Attili I, et al. Sustained improvement in the management of patients with non-small-cell lung cancer (NSCLC) harboring ALK translocation: where are we running? *Curr Oncol.* 2023;30(5):5072-5092. doi:10.3390/curroncol30050384
- Arbour KC, Riely GJ. Diagnosis and treatment of anaplastic lymphoma kinase-positive non-small cell lung cancer. *Hematol Oncol Clin North Am.* 2017;31(1):101-111.
- Peng L, Zhu L, Sun Y, et al. Targeting ALK rearrangements in NSCLC: current state of the art. *Front Oncol.* 2022;12:863461. doi:10.3389/fonc.2022.863461
- Zhang S, Anjum R, Squillace R, et al. The potent ALK inhibitor brigatinib (AP26113) overcomes mechanisms of resistance to first- and second-generation ALK inhibitors in preclinical models. *Clin Cancer Res.* 2016;22(22):5527-5538. doi:10.1158/1078-0432.CCR-16-0569
- Gettinger SN, Huber RM, Kim DW, et al. Long-term efficacy and safety of brigatinib in crizotinib-refractory ALK+ NSCLC: final results of the phase 1/2 and randomized phase 2 (ALTA) trials. *JTO Clin Res Rep.* 2022;3(9):100385. doi:10.1016/j.jtocrr.2022.100385
- Yang JC, Liu G, Lu S, et al. Brigatinib versus alectinib in ALK-positive NSCLC after disease progression on crizotinib: results of phase 3 ALTA-3 trial. *J Thorac Oncol.* 2023;18(12):1743-1755. doi:10.1016/j.jtho.2023.08.010
- Camidge DR, Kim HR, Ahn MJ, et al. Brigatinib versus crizotinib in ALK inhibitor-naïve advanced ALK-positive NSCLC: final results of phase 3 ALTA-1L trial. *J Thorac Oncol.* 2021;16(12):2091-2108. doi:10.1016/j.jtho.2021.07.035
- Jahanzeb M, Lin HM, Wu Y, et al. Real-world efficacy and tolerability of brigatinib in patients with non-small cell lung cancer with prior ALK-TKIs in the United States. *Oncologist.* 2022;27(9):790-798. doi:10.1093/oncolo/oyac116
- Popat S, Brustugun OT, Cadranel J, et al. Real-world treatment outcomes with brigatinib in patients with pretreated ALK+ metastatic non-small cell lung cancer. *Lung Cancer.* 2021;157:9-16. doi:10.1016/j.lungcan.2021.05.017
- Heredia D, Barrón F, Cardona AF, et al. Brigatinib in ALK-positive non-small cell lung cancer: real-world data in the Latin American population (Bri-world extend CLICaP). *Future Oncol.* 2021;17(2):169-181. doi:10.2217/fon-2020-0747
- Lin HM, Pan X, Hou P, Allen S, Baumann P, Hochmair MJ. Real-world treatment duration in ALK-positive non-small-cell lung cancer patients receiving brigatinib through the early access program. *Future Oncol.* 2020;16(15):1031-1041. doi:10.2217/fon-2019-0849
- Jeon Y, Park S, Jung HA, et al. First-line alectinib vs. brigatinib in advanced NSCLC with ALK rearrangement: real-world data. *Cancer Res Treat.* 2023;56:61-69. doi:10.4143/crt.2023.461
- Jang SC, Kwon SH, Min S, Jo AR, Lee EK, Nam JH. Optimal indicator of death for using real-world cancer patients' data from the healthcare system. *Front Pharmacol.* 2022;13:906211. doi:10.3389/fphar.2022.906211
- Waliany S, Zhu H, Wakelee H, et al. Pharmacovigilance analysis of cardiac toxicities associated with targeted therapies for metastatic NSCLC. *J Thorac Oncol.* 2021;16(12):2029-2039. doi:10.1016/j.jtho.2021.07.030
- Barbieri MA, Sorbara EE, Cicala G, et al. Safety profile of tyrosine kinase inhibitors used in non-small-cell lung cancer: an analysis from the Italian pharmacovigilance database. *Front Oncol.* 2022;12:1005626. doi:10.3389/fonc.2022.1005626
- Liu Y, Chen C, Rong C, He X, Chen L. Anaplastic lymphoma kinase tyrosine kinase inhibitor-associated cardiotoxicity: a recent five-year pharmacovigilance study. *Front Pharmacol.* 2022;13:858279. doi:10.3389/fphar.2022.858279
- Dziadziuszko R, Peters S, Ruf T, et al. Clinical experience and management of adverse events in patients with advanced ALK-positive non-small-cell lung cancer receiving alectinib. *ESMO Open.* 2022;7(6):100612. doi:10.1016/j.esmoop.2022.100612
- Rothenstein JM, Letarte N. Managing treatment-related adverse events associated with Alk inhibitors. *Curr Oncol.* 2014;21(1):19-26. doi:10.3747/co.21.1740
- Niimura T, Miyata K, Hamano H, et al. Cardiovascular toxicities associated with anaplastic lymphoma kinase inhibitors: a disproportionality analysis of the WHO Pharmacovigilance

- Database (VigiBase). *Drug Saf.* 2023;46(6):545-552. doi:[10.1007/s40264-023-01300-9](https://doi.org/10.1007/s40264-023-01300-9)
25. Vogel WH, Jennifer P. Management strategies for adverse events associated with EGFR TKIs in non-small cell lung cancer. *J Adv Pract Oncol.* 2016;7(7):723-735.
  26. Raschi E, Fusaroli M, Gatti M, Caraceni P, Poluzzi E, de Ponti F. Liver injury with nintedanib: a pharmacovigilance-pharmacokinetic appraisal. *Pharmaceuticals (Basel).* 2022;15(5):645. doi:[10.3390/ph15050645](https://doi.org/10.3390/ph15050645)
  27. Camidge DR, Kim HR, Ahn MJ, et al. Brigatinib versus crizotinib in ALK-positive non-small-cell lung cancer. *N Engl J Med.* 2018;379(21):2027-2039. doi:[10.1056/NEJMoa1810171](https://doi.org/10.1056/NEJMoa1810171)
  28. Shaw AT, Kim DW, Nakagawa K, et al. Crizotinib versus chemotherapy in advanced ALK-positive lung cancer. *N Engl J Med.* 2013;368(25):2385-2394. doi:[10.1056/NEJMoa1214886](https://doi.org/10.1056/NEJMoa1214886)
  29. Peters S, Camidge DR, Shaw AT, et al. Alectinib versus crizotinib in untreated ALK-positive non-small-cell lung cancer. *N Engl J Med.* 2017;377(9):829-838. doi:[10.1056/NEJMoa1704795](https://doi.org/10.1056/NEJMoa1704795)
  30. Blumenthal GM, Gong Y, Kehl K, et al. Analysis of time-to-treatment discontinuation of targeted therapy, immunotherapy, and chemotherapy in clinical trials of patients with non-small-cell lung cancer. *Ann Oncol.* 2019;30(5):830-838. doi:[10.1093/annonc/mdz060](https://doi.org/10.1093/annonc/mdz060)
  31. Kim T, Jang TW, Choi CM, et al. Final report on real-world effectiveness of sequential afatinib and osimertinib in EGFR-positive advanced non-small cell lung cancer: updated analysis of the RESET study. *Cancer Res Treat.* 2023;55(4):1152-1170. doi:[10.4143/crt.2023.493](https://doi.org/10.4143/crt.2023.493)
  32. Brigatinib prescribing information. 2022. Accessed November 28, 2023. <https://www.alunbrig.com/hcp/sites/default/files/2022-09/pi.pdf>
  33. Rangachari D, Yamaguchi N, VanderLaan PA, et al. Brain metastases in patients with EGFR-mutated or ALK-rearranged non-small-cell lung cancers. *Lung Cancer.* 2015;88(1):108-111. doi:[10.1016/j.lungcan.2015.01.020](https://doi.org/10.1016/j.lungcan.2015.01.020)
  34. Cicin I, Martin C, Haddad CK, et al. ALK TKI therapy in patients with ALK-positive non-small cell lung cancer and brain metastases: a review of the literature and local experiences. *Crit Rev Oncol Hematol.* 2022;180:103847. doi:[10.1016/j.critrevonc.2022.103847](https://doi.org/10.1016/j.critrevonc.2022.103847)
  35. Jiang J, Zhao C, Zhang F, et al. ALK inhibitors in ALK-rearranged non-small cell lung cancer with and without brain metastases: systematic review and network meta-analysis. *BMJ Open.* 2022;12(9):e060782. doi:[10.1136/bmjopen-2022-060782](https://doi.org/10.1136/bmjopen-2022-060782)
  36. Ganti AK, Lin CW, Yang E, Wong WB, Ogale S. Real-world adherence and persistence with anaplastic lymphoma kinase inhibitors in non-small cell lung cancer. *J Manag Care Spec Pharm.* 2022;28(3):305-314. doi:[10.18553/jmcp.2021.21310](https://doi.org/10.18553/jmcp.2021.21310)
  37. Ahn MJ, Kim HR, Yang JCH, et al. Efficacy and safety of brigatinib compared with crizotinib in Asian vs. non-Asian patients with locally advanced or metastatic ALK-inhibitor-naive ALK+ non-small cell lung cancer: final results from the phase III ALTA-1L study. *Clin Lung Cancer.* 2022;23(8):720-730. doi:[10.1016/j.clcc.2022.07.008](https://doi.org/10.1016/j.clcc.2022.07.008)
  38. Kyoung DS, Kim HS. Understanding and utilizing claim data from the Korean National Health Insurance Service (NHIS) and Health Insurance Review & Assessment (HIRA) database for research. *J Lipid Atheroscler.* 2022;11(2):103-110. doi:[10.12997/jla.2022.11.2.103](https://doi.org/10.12997/jla.2022.11.2.103)
  39. Kim SR, Hong JH, Sung SY, et al. Efficacy of concurrent chemoradiotherapy for patients with limited-disease small-cell lung cancer: a retrospective, nationwide, population-based cohort study. *BMC Cancer.* 2021;21(1):340. doi:[10.1186/s12885-021-08082-2](https://doi.org/10.1186/s12885-021-08082-2)
  40. Lee JS, Hong JH, Sun S, et al. The impact of systemic treatment on brain metastasis in patients with non-small-cell lung cancer: a retrospective nationwide population-based cohort study. *Sci Rep.* 2019;9(1):18689. doi:[10.1038/s41598-019-55150-6](https://doi.org/10.1038/s41598-019-55150-6)

**How to cite this article:** Lee JE, Nam JH, Kwon SH, Kim BK, Ha SM. Real-world evidence of brigatinib as second-line treatment after crizotinib for ALK+ non-small cell lung cancer using South Korean claims data (K-AREAL). *Cancer Med.* 2024;13:e70030. doi:[10.1002/cam4.70030](https://doi.org/10.1002/cam4.70030)