

This is a repository copy of *Parts-based Implicit 3D Face Modeling*.

White Rose Research Online URL for this paper:

<https://eprints.whiterose.ac.uk/209116/>

Version: Accepted Version

---

**Proceedings Paper:**

Gu, Yajie and Pears, N. E. [orcid.org/0000-0001-9513-5634](https://orcid.org/0000-0001-9513-5634) (2024) Parts-based Implicit 3D Face Modeling. In: Gu, Y. and N., Pears, (eds.) Proceedings of the 19th International Joint Conference on Computer Vision, Imaging and Computer Graphics Theory and Applications:VISAPP 2024. VISIGRAPP . SciTePress , pp. 201-212.

<https://doi.org/10.5220/0012423200003660>

---

**Reuse**



This article is distributed under the terms of the Creative Commons Attribution (CC BY) licence. This licence allows you to distribute, remix, tweak, and build upon the work, even commercially, as long as you credit the authors for the original work. More information and the full terms of the licence here:

<https://creativecommons.org/licenses/>

**Takedown**

If you consider content in White Rose Research Online to be in breach of UK law, please notify us by emailing [eprints@whiterose.ac.uk](mailto:eprints@whiterose.ac.uk) including the URL of the record and the reason for the withdrawal request.

# Parts-based Implicit 3D Face Modeling

Yajie Gu<sup>1</sup><sup>a</sup>, Nick Pears<sup>2</sup><sup>b</sup>

<sup>1,2</sup>VGL Research Group, Department of Computer Science, University of York, YO10 5GH, UK  
{yg1390, nick.pears}@york.ac.uk

**Keywords:** Face modeling, deformation network, parts corresponding implicit representations, signed distance functions.

**Abstract:** Previous 3D face analysis has focussed on 3D facial identity, expression and pose disentanglement. However, the independent control of different facial parts and the ability to learn explainable parts-based latent shape embeddings for implicit surfaces remain as open problems. We propose a method for 3D face modeling that learns a continuous parts-based deformation field that maps the various semantic parts of a subject’s face to a template. By swapping affine-mapped facial features among different individuals from predefined regions we achieve significant parts-based training data augmentation. Moreover, by sequentially morphing the surface points of these parts, we learn corresponding latent representations, shape deformation fields, and the signed distance function of a template shape. This gives improved shape controllability and better interpretability of the face latent space, while retaining all of the known advantages of implicit surface modelling. Unlike previous works that generated new faces based on full-identity latent representations, our approach enables independent control of different facial parts, i.e. nose, mouth, eyes and also the remaining surface and yet generates new faces with high reconstruction quality. Evaluations demonstrate both facial expression and parts disentanglement, independent control of those facial parts, as well as state-of-the-art facial parts reconstruction, when evaluated on FaceScape and Headspace datasets.

## 1 INTRODUCTION

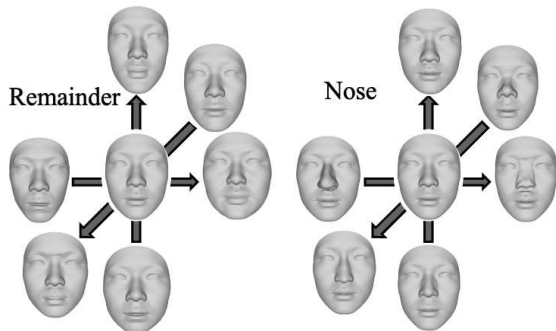



Figure 1: Independent control of two facial regions. Left: the ‘remainder’ part of the face that excludes the nose/eyes/mouth is varied. Right: the nose region only is varied. To achieve this, two (of the four) part-specific latent embeddings are varied ( $\pm 3\sigma$ ) over their three principal components. Other partial shape variations modelled are the eye region and mouth region (see Appendix).


Three-dimensional shape representation has be-

come increasingly important over the last 20 years or so. Here we focus on 3D face representation, which is key to face reconstruction, generation and manipulation. Such representations support many applications: building avatars, facial biometrics, dentistry, orthodontics and craniofacial surgery.

Of particular note, the 3D Morphable Model (3DMM) (Blanz and Vetter, 1999) is a widely-studied and widely-used shape model expressed in a latent space, with many interesting works over recent years (Booth et al., 2016; Lüthi et al., 2017; Booth et al., 2018; Ghafourzadeh et al., 2019; Li et al., 2020; Tewari et al., 2021; Feng et al., 2021; Ferrari et al., 2021). A comprehensive survey on 3DMMs is provided by (Egger et al., 2020).

Existing 3D facial generative models that employ a variational auto-encoder (VAE) are able to learn latent embeddings for each face shape. Some recent works have aimed to disentangle the latent embeddings on expressive facial datasets, which makes the latent representations more explainable. Learning that decouples identity and expression latent representations has achieved remarkable results (Gu et al., 2023; Jiang et al., 2019; Sun et al., 2022). However, learning both controllable and disentangled latent embed-

<sup>a</sup> <https://orcid.org/0000-0000-0000-0000>

<sup>b</sup> <https://orcid.org/0000-0000-0000-0000>

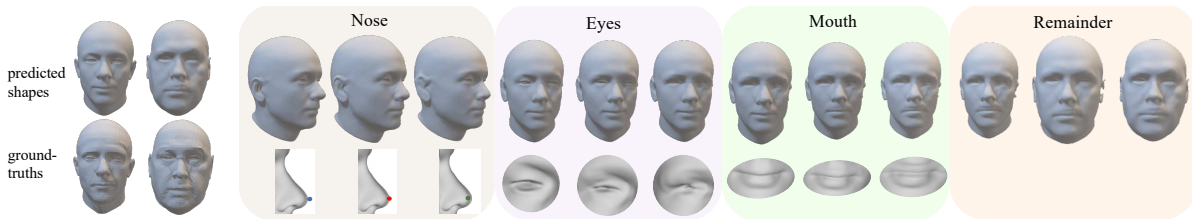


Figure 2: Shape reconstruction and parts-based interpolation. The four shapes on the left are two composite heads, each has the facial features (eyes, nose, mouth) of one subject and the remainder of another subject. Both ground truth shapes and predicted (inferred) shapes from our network are shown. In the coloured blocks, we gradually warp the first (left) head to the second (right) by interpolating the latent vectors for each facial feature in sequence. Thus the nose, eyes, mouth and the remaining parts deform separately. The locally-deformed details are magnified, with the three nose shapes overlaid and marked by coloring their corresponding nose tips for easier comparison.

dings for distinct facial parts is still a challenging task, which is crucial for many applications where local controllability is important. Examples include 3D photofit, craniofacial surgery (*e.g.* minor adjustments of the nose) or, in gaming, where small, localised facial adjustments of game characters is required.

Historically, most 3D face models have been based on explicit representations such as point clouds, voxel grids and meshes. However, more recently, implicit representations that use signed distance functions, unsigned distance fields or occupancy functions have become the preferred approach (Park et al., 2019; Mescheder et al., 2019; Chen and Zhang, 2019; Liu et al., 2019; Chibane et al., 2020a,b; Zheng et al., 2021; Chou et al., 2022). The benefit is that such representations are compact and have the flexibility to represent complex shapes that are rich in detail, without being tied to a particular mesh resolution and topology. Here, we focus on implicit 3D face modeling, where a signed distance function and shape deformation fields are employed to represent face shapes, with the goal of disentangling the encoding of specific and distinct facial parts.

To achieve this, we propose a new approach for facial feature swapping for data augmentation and a parts-based sequential deformation network to learn separate latent embeddings for separate parts. We pre-defined three key parts of a human face: nose and eyes and mouth - with the remainder of the facial structure (including forehead, chin, cheeks, cranium) grouped together as a fourth part - although, in principle, this ‘remainder’ part could be further subdivided. To learn separate part representations, swapped facial features across pairs of subjects using 3D affine mappings to enable data augmentation by applying affine transforms to existing facial part shapes. We then trained a sequence of four sub-modules - one for each part deformation. All three part features (nose, eyes, mouth) belong to one subject, while the ‘remaining’ part is

from a second subject. To the best of our knowledge, our method is the first to propose latent 3D shape representation learning that is both parts-based and implicit. Our approach fits complex head shapes by part-specific deformation to generate locally-controllable, high-resolution shapes, see Figure 2.

In summary, the main contributions are: i) introduction of a parts-based face/head representations that enables separate, localised deformations; ii) the ability to generate new facial parts/faces/heads; iii) state-of-the-art performance in face reconstruction (cf recent non-parts based approaches).

## 2 RELATED WORK

### 2.1 Generative models

Some recent methods have been proposed for 3D face generative models, with some of them using Variational AutoEncoders (VAEs) and others using Generative Adversarial Networks (GANs) to achieve disentanglement of identity and expressions (Bagautdinov et al., 2018; Taherkhani et al., 2023; Aumentado-Armstrong et al., 2023). Jiang et al. (2019) proposed a nonlinear framework to decompose 3D face meshes into identity and expression attributes by setting neutral expressions, *i.e.* identity attributes, as the origin points, and they observed that different individuals with the same expressions lie in a similar high-dimensional manifold. Thus, the expression on mean face means the same corresponding expression representation on other faces. Sun et al. (2022) designed two decoders to learn identity and expression separately and used an information bottleneck on the identity reconstruction to enhance the disentangled ability. Foti et al. (2022, 2023) defined a mesh-convolutional VAE by leveraging known differences and similarities in the latent space to encour-

age a disentangled representation of identity features. Aliari et al. (2023) used a set of graph-based variational encoders to learn representations of different facial parts and to achieve vertex-based editing by optimising the subset of the latent vector that corresponds to the part of the face being modified. Gu et al. (2023) exploited center points in the expression space and the invariance of identities from same individuals with different expressions to address the identity and expression disentanglement in scenarios where neutral faces are unknown. Olivier et al. (2023) proposed a new style-based adversarial autoencoder by capturing identity and expression features in corresponded low-dimensional space and used a discriminator to enforce the generated shapes to be realistic and of the correct style class. However, most existing 3D face generative models concentrate on face reconstructions and facial identities and expressions disentanglement, whereas our method learns specific latent codes for each independently semantic identity region, which are decoupled from others. Although Foti et al. (2022, 2023), and Aliari et al. (2023) also achieved parts disentanglement, they represented 3D shapes in an explicit manner, which limited the resolution of generated faces and required them to share the same topology.

## 2.2 Deep Implicit Functions

As 3D shape representations, deep implicit functions are attracting more attention. Compared to traditional explicit representations, such as point clouds, meshes and voxels, deep implicit functions represent shapes in a continuous volumetric field. Park, Florence, Straub, Newcombe and Lovegrove (2019) introduced a learnt continuous signed distance function (SDF) that enables the representation of complex shapes (Park et al., 2019). Occupancy probability is also an option that can be used to achieve flexible resolutions and is more robust to complicated topologies (Mescheder et al., 2019; Chen and Zhang, 2019; Liu et al., 2019). Some improved works were presented recently achieving impressive quality in shape reconstructions, especially in capturing details (Duan et al., 2020; Takikawa et al., 2021; Chibane et al., 2020a; Lipman, 2021). The SIREN approach leveraged periodic activation functions with multilayer perceptrons (MLPs) to fit complicated 3D shapes and addressed the challenging boundary value problems (Sitzmann et al., 2020). Yenamandra et al. (2021) proposed i3DMM, the first deep implicit 3D morphable model of full heads, and created a new dataset consisting of 64 subjects with different expressions and hairstyles. PIFu introduced an implicit function that aligns pix-

els of 2D images with the global context of corresponding 3D objects (Saito et al., 2019). Deformation implicit networks for objects containing complicated geometry variation were also explored (Zheng et al., 2021; Deng et al., 2021; Zheng et al., 2022; Sundararaman et al., 2022). Deng et al. (2021) focused on the template implicit field across the object category, and represented 3D shapes by combining with the template, 3D deformations and corrections. Zheng et al. (2021) learnt a plausible template and used Long short-term memory (LSTM) as the spatial warping module to obtain point-wise transformations in an unsupervised manner. Sundararaman et al. (2022) and Jung et al. (2022) developed an auto-decoder based network to recover a 3D deformation field between a fixed template and a target shape. Recent highly related studies by Zheng et al. (2022) and Giebenhain et al. (2023) have built separate deformation fields that enable the disentanglement of face identities and expressions in implicit methods. Zheng et al. (2022) proposed a data preprocessing method to generate pseudo watertight shapes, while Giebenhain et al. (2023) released a newly-captured dataset of over 5200 head scans from 255 different identities. Here, we employ a network architecture inspired by the work of (Zheng et al., 2022) to deform 3D face shapes to a template and disentangle identity features instead of expressions and identities, although in principle it is straightforward to prepend an expression deformation to our pipeline.

## 3 METHOD

We now describe the problem setting and explain our training method, in which the key concept is to swap facial features across subject pairs to learn disentangled shape part representations by feature morphs. Our architecture, see Figure 3, is designed as a 3D face generative model. Within this, we adopt the ‘mini-nets’ structure proposed by Zheng et al. (2022) for cascaded 3D shape deformations.

### 3.1 Problem Setting

We utilise an implicit function, specifically a Signed Distance Function (SDF), as a template shape representation, due to its compactness and resolution-free expressivity, for modeling the fine details of human faces. Given a 3D query point,  $\mathbf{p} \in \mathbb{R}^3$ , and a set of latent vectors that represent (global) facial expression, along with (neutral) facial part shapes, we aim to learn a conditional SDF:

$$s = \Phi(\mathbf{p} | \mathbf{z}_{exp}, \mathbf{z}_{nose}, \mathbf{z}_{eyes}, \mathbf{z}_{mouth}, \mathbf{z}_{rem}), \quad (1)$$

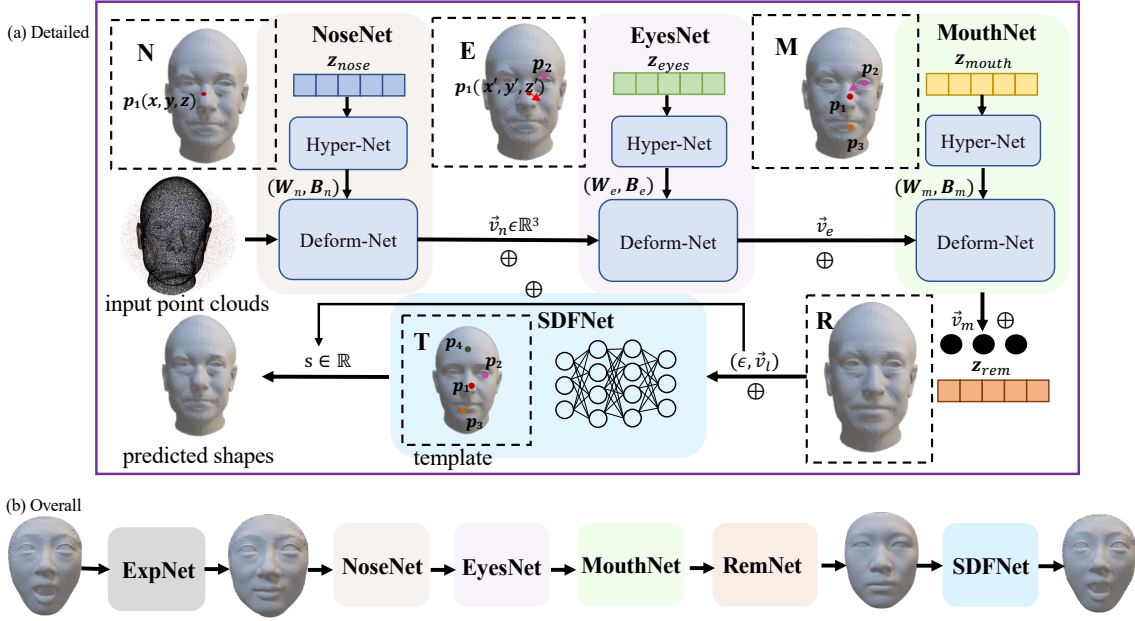


Figure 3: Architecture of our model. The end-to-end deformation network is composed of six modules (see sub-figure b), namely ExpNet, NoseNet, EyesNet, MouthNet, RemNet - indicated by ellipsis (...) for compactness (see sub-figure a) - and SDFNet. The five deformation modules share the same base network and deform the expressive/swapped neutral shape components back to their corresponding shape components on the template shape. The SDFNet employs a similar network and initialisations to SIREN (Sitzmann et al., 2020) to learn the signed distance function of the template. As noted in sub-figure b, the input to the overall network is an expressive face. After ExpNet, a neutral face is obtained, and the part-based deformations are processed sequentially on the neutral face.

where  $s \in \mathbb{R}$  is the signed distance. Facial features, i.e. nose, eyes, mouth and the remaining face/head part (denoted by ‘rem’), are represented by corresponding latent vectors denoted as  $\mathbf{z}_{nose}$ ,  $\mathbf{z}_{eyes}$ ,  $\mathbf{z}_{mouth}$  and  $\mathbf{z}_{rem}$ , respectively. Then the surface,  $\Omega_0$ , of a facial shape is represented by the zero-level set of the SDF:

$$\Omega_0(\Phi) = \{\mathbf{p} \in \mathbb{R}^3 \mid \Phi(\mathbf{p} | \mathbf{z}_{exp}, \dots, \mathbf{z}_{rem}) = 0\}, \quad (2)$$

To learn independent latent vectors for expression and for facial parts - and a conditional signed distance function, we propose a sequential deformation neural network that leverages augmented face shape data for training, by using affine maps to swap facial parts between different subjects.

### 3.2 SIREN-based Architecture

The SIREN approach (Sitzmann et al., 2020) is able to fit highly-detailed shapes based on signed distance functions by enforcing the Eikonal constraints for points and supervising the gradients of sampled oriented points to remain consistent with surface normals. Inspired by their work, we employ similar loss

functions for our signed distance function network as:

$$\begin{aligned} \mathcal{L}_{SDF} = & \lambda_{Eik} \sum_{\mathbf{p} \in \Omega} |||\nabla\Phi(\mathbf{p})||_2 - 1| \\ & + \lambda_{normal} \sum_{\mathbf{p} \in \Omega} (1 - \langle \nabla\Phi(\mathbf{p}), \mathbf{n}(\mathbf{p}) \rangle), \quad (3) \end{aligned}$$

where  $\nabla\Phi(\mathbf{p})$  represents points gradients and  $\mathbf{n}(\mathbf{p})$  represents the surface normal. A hyper-network was also proposed to predict the parameters of SIREN, which can be modeled in a latent space. We adopt this design in our model to map part-based latent representations of each facial region to weights of our deformation network.

### 3.3 Part-based Deformation Networks

To implement the shape representation described by Eqn. 2, our network is divided into two functional parts: one for deformation to a template shape and the other for the SDF of the template shape. The deformation part is then constructed as a cascade of five deformations. As shown in Figure 3, each network component is tailored to learn the latent representations and deformations for either global expression or the shape of a specific local face region relative to the corresponding local shape of the learnt template. There-

fore, a hyper-parameters network, denoted as Hyper-Net, and a deformation network, denoted as Deform-Net, are combined. As one of the key parameters to be learnt, part-based latent codes  $\mathbf{z}_{part} \in \{\mathbb{R}^d, \mathbb{R}^{d'}\}$ , following a zero-mean multivariate Gaussian distribution, are fed into an auto-decoder-based network to be mapped to weights (e.g.  $\mathbb{R}^d \rightarrow \mathbb{R}^k$ ) of our Deform-Net. Ideally, the on-surface point clouds of each predefined facial region in Deform-Net should morph within the corresponding scope when passing through each part-based deformation module, with the corresponding swapped features being removed and aligned with the template shape, which is defined as:

$$\hat{\mathbf{p}} = \mathcal{D}_{\mathbf{w}, \mathbf{B}}(\mathbf{p}) + \mathbf{p} = \mathcal{D}(\mathcal{H}_{\mathbf{L}}, \mathbf{p}) + \mathbf{p}, \quad (4)$$

where  $\mathcal{D}$  represents the Deform-Net and  $\mathcal{H}$  represents the Hyper-Net.  $\mathcal{D}(\mathcal{H}_{\mathbf{L}}, \mathbf{p}) = \vec{v} \in \mathbb{R}^3$  is used for position translation based on the given on-surface point  $\mathbf{p}$ . The predicted translated point, denoted by  $\hat{\mathbf{p}}$ , should be located in a position according to its corresponding point on the template face. Since we swap three semantic features, i.e. nose, eyes and mouth for each individual with those of others randomly selected (see Section 3.4), the full deformation networks are sequentially connected, and after each part-based deformation, its corresponding feature will be removed and aligned with that part on the template.

For the final deformation module, RemNet, which transforms point coordinates from specific individuals to the template, a displacement  $\varepsilon \in \mathbb{R}$  is used to control the shape variation of faces and improve the shape reconstruction. Due to the variety in details among human faces, point positional transformations are not sufficient to fit complex deformations. Therefore, displacements applied on signed distance fields are essential and the form of the final Deform-Net is

$$\mathcal{D}_{rem} : \mathbf{p} \in \mathbb{R}^3 \rightarrow (\varepsilon \in \mathbb{R}, \vec{v} \in \mathbb{R}^3) \quad (5)$$

In addition to deformation networks, a fully-connected network SDFNet is employed at the end of the architecture to compute a signed distance for the template face. The final signed distance for the input face is represented as follows:

$$\Phi(\mathbf{p}) = \mathcal{S} \left( \sum_i (\mathbf{p} + \vec{v}_i) \right) + \varepsilon, \quad (6)$$

where  $\mathcal{S}$  represents SDFNet and  $i$  corresponds to the index of one of the four predefined facial region, i.e. nose, eyes, mouth and the remaining part ('rem').

Inspired by the work (Zheng et al., 2022) and (Peng et al., 2021), a landmarks-generative model  $G_z$  and a neural blend skinning algorithm (Lewis et al., 2000) are incorporated into our network to enable better facial detail reconstruction. In Figure 4 we show

the predefined semantic part-based landmarks marked by different colors.

Additionally, a supervised MLP network is designed to predict these landmarks for each region, which helps to improve the effectiveness of the learnt part-based latent representations. The predicted landmarks are also used to further subdivide each predefined region into finer details. Deformations for input point clouds are computed based on these landmarks in a local semantic field. Following the work (Zheng et al., 2022), we use a lightweight module to blend local fields into a global field. Thus, our final signed distance function  $\Phi(\mathbf{p})$  is an extension of Eqn. 6, as follows:

$$\Phi(\mathbf{p}) = \mathcal{S} \left( \sum_{l=1}^L \sum_{i=1}^L \omega_l(\mathbf{p}, \mathbf{p}_l^i) (\mathbf{p} + (\vec{v}_i, \mathbf{p}_l^i)) \right) + \sum_{l=1}^L \omega_l \varepsilon_l, \quad (7)$$

where  $L$  is the number of landmarks and  $\omega$  represents the blend coefficients.

### 3.4 Dataset Augmentation by Facial Part Swapping

In order to augment our training datasets, we swap facial features (nose, eyes, and mouth) across pairs of subjects, using the affine transformation that optimally (least squares) matches the facial feature peripheral vertices into the graft site vertices of the face/head. We predefined surface regions for the nose, eyes and mouth on the FaceScape dataset from (Yang et al., 2020) and (Zhu et al., 2023), and used the parts division scheme provided by the FLAME fitting of the Headspace dataset (Dai et al., 2019; Zielonka et al., 2022). Figure 4 shows the region definitions for FaceScape and Headspace in a color coding. To train our network, we create composite faces from a pairs of subjects ( $a, b$ ) in the training dataset partition, where a composite face is composed from the surface parts set as:  $\mathbb{P} = \{\text{nose}_a, \text{eyes}_a, \text{mouth}_a, \text{rem}_b\}$ . Figure 4 shows a  $3 \times 3$  array of face shapes, where each column represents a different subject ( $a_{1..3}$ ), while subject  $b$ , which supplies the remainder part, is kept constant. Then, as we progress through the rows - the nose, then the eyes are deformed towards the learnt template shape. The shape shown under the Figure 4 color coding additionally has the mouth deformed and so has the nose, eyes and mouth of the template and the remainder part is that of subject  $b$ . This final surface part is deformed by RemNet to generate the full template shape.

Thus, each parts-based hyper-parameter network outputs its corresponding factors based on the part-based latent embeddings. This allows the model to

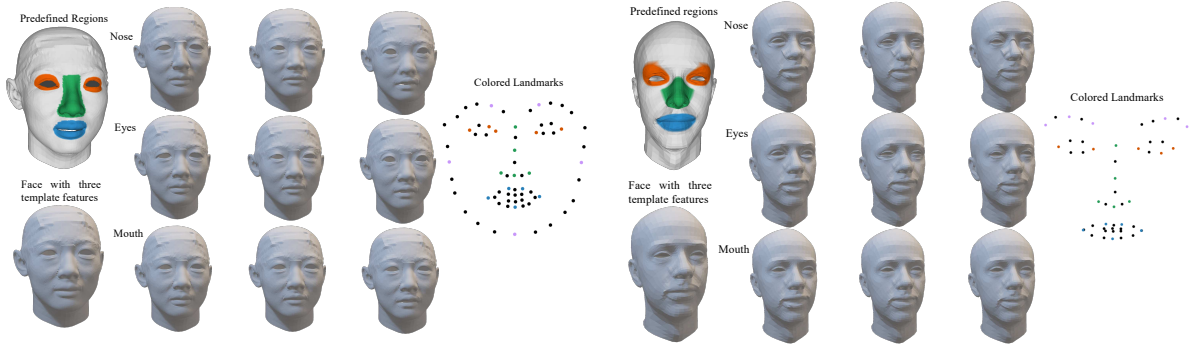


Figure 4: Pre-defined facial regions and semantic part-based landmarks on both FaceScape (left) and Headspace dataset (right). The nose, eyes, and mouth parts are marked in green, orange, and blue, respectively. In the  $3 \times 3$  block, the first row shows composite faces with subject pairings:  $(a_1, b)$ ,  $(a_2, b)$ ,  $(a_3, b)$ . The second row shows the nose feature being replaced by that of the template, and the third row additionally shows the eyes being replaced by that of the template. The bottom left shape in each block has all template features except the remainder part, which is that of subject  $b$ . On the right, five feature-salient landmarks are selected for each region, i.e., nose, eyes, mouth, and remainder, and are marked in green, orange, blue, and purple colors.

learn the deformation weights separately as well as in an end-to-end manner. It is possible to further divide the *remainder* surface into smaller parts (e.g. chin, forehead, cheeks), but the difference among these parts is harder to observe, the network training time is higher and focussing on three key parts is sufficient for us to demonstrate the power of our approach.

### 3.5 Loss Functions

To learn signed distance fields, given that the ground-truth signed distance values of on-surface and near-surface points can be obtained, the loss function  $\mathcal{L}_{rec}$  used to constrain the final signed distance functions for 3D face reconstruction is formed as:

$$\mathcal{L}_{rec} = \mathcal{L}_{SDF} + \lambda_{gt} \sum_{\mathbf{p}_i \in \Omega} \mathcal{L}(\Phi(\mathbf{p}_i), s_i), \quad (8)$$

where we use  $l_1$ -norm as the loss for  $\mathbf{p}_i$  (defined in Eqn. 6) and the ground-truth signed distance  $s_i$ , as well as to constrain displacements for faces.

For part-based latent representations learning, a regularisation loss  $\mathcal{L}_{reg}$  is used for all latent embeddings as:

$$\mathcal{L}_{reg} = \sum_{k \in \{exp, n, m, e, r\}} \|\mathbf{z}_k\|_2, \quad (9)$$

where  $exp, n, m, e, r$  denote expression, nose, mouth, eyes, remainder parts.

The loss for landmarks  $\mathcal{L}_{lmk}$  is defined as:

$$\mathcal{L}_{lmk} = \lambda_{dl} \mathcal{L}(\mathcal{D}(\mathbf{p}_{lmk}), \mathbf{p}_{lmk}^T) + \lambda_{gl} \sum_i \mathcal{L}(\mathcal{G}_{\mathbf{z}_k}, \mathbf{p}_{lmk}^i), \quad (10)$$

where  $l_1$ -norm is used to enforce the alignment between deformed original facial landmarks  $\mathcal{D}(\mathbf{p}_{lmk})$

and the template landmarks  $\mathbf{p}_{lmk}^T$ , and is also the loss function for the landmarks-generative model  $\mathcal{G}_{\mathbf{z}}$ .

Therefore, our network is trained in an end-to-end manner by minimising the final loss function, denoted as:

$$\mathcal{L} = \mathcal{L}_{rec} + \mathcal{L}_{lmk} + \lambda_{reg} \mathcal{L}_{reg}. \quad (11)$$

During inference, the network's weights are fixed, and optimal latent representations  $\mathbf{z}_k$  are determined as:

$$\hat{\mathbf{z}}_k = \arg \min_{\mathbf{z}_k} \sum_{(\mathbf{z}_k, \mathbf{p}_i)} \mathcal{L}_{rec}(\mathbf{z}_k, \mathbf{p}_i) + \sum_{\mathbf{z}_k} \mathcal{L}_{reg}(\mathbf{z}_k). \quad (12)$$

## 4 EVALUATION

### 4.1 Datasets

**FaceScape dataset** (Yang et al., 2020; Zhu et al., 2023) is a large-scale detailed face dataset consisting of 847 subjects, each performing 20 expressions. To ensure a fair comparison, we adopt the same scheme as proposed in Zheng et al. (2022) to split our training and test set. We use 365 publicly available individuals, with 355 subjects' face scans for training and the remaining 10 for test. For each subject, we use 17 expressions to train the expression identity disentanglement and randomly select 16 different subjects and swap in their three features to train the parts-based branch. Therefore, the training set consists of 12,070 scans (6035 for each branch), and there are 170 unseen scans in the test set. The same data pre-processing method is also applied to crop the defined unit sphere and generate pseudo watertight shapes.

**Headspace dataset** (Dai et al., 2019) is a set of 3D images of the human head, consisting of 1519 subjects. Due to the time-consuming nature of generating watertight shapes from the raw face data, we utilise the FLAME (Li et al., 2017) fitting of the Headspace dataset, as provided by Zielonka et al. (2022). During the data pre-processing, we remove the inner structure, including the eyeballs and part of the mouth, and also crop the neck regions. For the sake of time and memory efficiency, we randomly select 300 subjects from the original dataset. Following a 9:1 ratio, 270 subjects are used for training and the remaining 30 subjects are used for test.

## 4.2 Implementation Details

We take one part-based deformation module as an example since all modules share same architecture. The Hyper-Net is a ReLU MLP with one hidden layer. The Deform-Nets and SDFNet both consist of five fully connected layers followed by the sine activation function. Dimensions of Latent codes are set to 48 for the nose, eyes and mouth modules, 112 for the remainder, and 128 for expression latent codes. Different hyperparameters are explored to balance each loss, including  $\lambda_{Eik}$  being set as 50,  $\lambda_{\{normal,d1\}}$  as 100,  $\lambda_{gt}$  as  $3e3$ ,  $\lambda_{reg}$  as  $1e6$  and  $\lambda_{gl}$  as  $1e3$ . The input of our network are point clouds, normals and signed distance functions pre-computed using the python library (Marian Kleineberg, 2021).

We implement the network using PyTorch and run on two NVIDIA A40 GPUs. We train our model using a batch size of 120 and 36, and 800 and 850 epochs for the Headspace and FaceScape dataset, respectively, and 1000 epochs to fit latent representations on both datasets. The Adam Optimiser (Kingma and Ba, 2014) is employed with the learning rate at  $1 \times 10^{-4}$ , and a learning rate decay is set as 0.95 every 10 epochs starting from 200 epochs. We ran training process for approximately 47 hours on the Headspace dataset and 124 hours on the FaceScape dataset.

## 4.3 Reconstruction Evaluation

In our experiments, we evaluate the ability of our model for 3D face reconstruction with Symmetric Chamfer Distance (SCD) and F-Score at a threshold of 0.01. We estimate SCD using 150,000 sampled surface points on generated shapes and ground-truths. To demonstrate the effectiveness of our part latent representation, we present the results not only on full face reconstruction but also for separate part (nose, eyes and mouth) reconstruction. 6000 points are sampled for each part for evaluation on FaceScape and 10,000

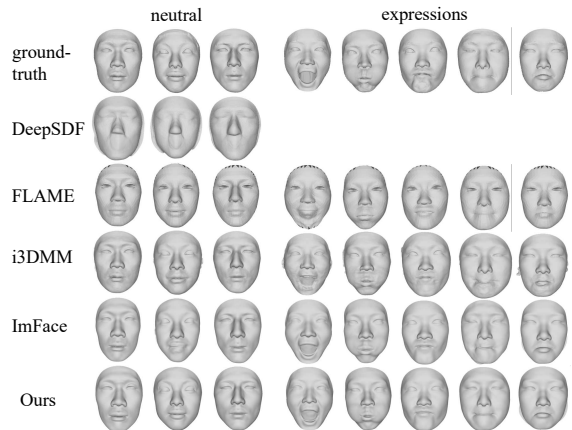


Figure 5: Face reconstruction for unseen face shapes on the FaceScape dataset. Improved qualitative performance is most clearly seen on the mouth part. No generated expressive face shapes from DeepSDF (Park et al., 2019) due to the weak performance on detailed learning, especially the variation on the expressive mouth.

points are sampled on the Headspace dataset.

We compare our methods with DeepSDF (Park et al., 2019), i3DMM (Yenamandra et al., 2021) and ImFace (Zheng et al., 2022) on both datasets. We also compare with FLAME (Li et al., 2017) on the FaceScape dataset, while no comparison on Headspace due to our use of FLAME fitting data as ground-truths. We present the results for FaceScape in Table 2 and Figure 5. For Headspace, the results are shown in Table 1 and Figure 6. Since DeepSDF learns the latent code for each face shape and has weak performance in capturing fine details, we only re-train DeepSDF on 355 neutral rather than all expressive face shapes.

Observed from Table 1 and Table 2, our results demonstrate state-of-the-art performance on local detail part reconstruction in both dataset. Although our results perform slightly worse than ImFace for the full face reconstruction, this can be attributed to the feature swapping in the predefined regions, which affects the smoothness of the boundary between different parts. In Figure 5, the first three columns depict face shapes with neutral expressions, and the remaining five columns shows faces with different expressions. It can be proven that our method facilitates both neutral and expressive face reconstruction through our ExpNet and parts-based nets. We do not train expressive faces with DeepSDF, which helps to save time and memory.

From Figure 6, we can observe our strong performance in both full and part facial reconstruction, particularly in the mouth region. While i3DMM performs slightly better in some details, *e.g.* the eyes region, as it samples larger ratio vertices near the nose,



Table 1: Results of shape reconstruction on the Headspace dataset (Dai et al., 2019). Compared with DeepSDF (Park et al., 2019), i3DMM (Yenamandra et al., 2021) and ImFace (Zheng et al., 2022).

Methods	SCD (mm) ↓					F-Score ↑				
	Full Face	Nose	Eyes	Mouth	Rem	Full Face	Nose	Eyes	Mouth	Rem
DeepSDF	0.9809	1.1972	1.0740	0.9027	0.8612	70.41	49.23	55.00	63.95	73.47
i3DMM	0.9009	0.7126	<b>0.5623</b>	0.6710	0.8810	69.61	79.67	<b>89.17</b>	81.73	70.51
ImFace	<b>0.6992</b>	0.7173	0.6966	0.7077	0.7357	<b>84.22</b>	75.71	79.92	78.07	80.93
Ours	0.7184	<b>0.7093</b>	0.6496	<b>0.5910</b>	0.7207	82.03	<b>81.75</b>	84.57	<b>87.26</b>	<b>82.13</b>

Table 2: Results of shape reconstruction on the FaceScape dataset (Yang et al., 2020; Zhu et al., 2023). Compared with DeepSDF (Park et al., 2019), FLAME (Li et al., 2017), i3DMM (Yenamandra et al., 2021) and ImFace (Zheng et al., 2022).

Methods	SCD (mm) ↓					F-Score ↑				
	Full Face	Nose	Eyes	Mouth	Rem	Full Face	Nose	Eyes	Mouth	Rem
DeepSDF	1.9393	2.0287	1.5491	1.462	1.982	25.69	27.28	35.21	37.56	27.39
FLAME	1.483	0.623	0.803	0.717	0.695	75.78	87.23	72.08	76.78	84.00
i3DMM	0.875	0.622	<b>0.564</b>	0.652	0.693	74.91	86.56	89.40	81.74	84.19
ImFace	<b>0.567</b>	0.578	0.582	0.607	0.570	<b>94.81</b>	90.15	88.75	84.85	96.40
Ours	0.598	<b>0.558</b>	0.579	<b>0.585</b>	<b>0.519</b>	92.86	<b>91.41</b>	<b>89.40</b>	<b>86.67</b>	<b>96.52</b>




Figure 6: Face reconstruction for unseen face shapes on the Headspace dataset. Note our qualitatively superior reconstruction around the semantic facial parts, particularly evident on the mouth.

eyes and mouth region. The Headspace dataset consists of 3D shapes of the full head, which includes less semantic regions such as the back of the head. Therefore, sampling more points in specific regions benefits to learn small local features on full heads. This could be an improvement for our method to achieve better results on part reconstruction when pre-processing data.

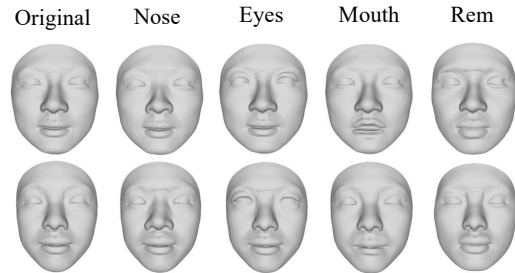


Figure 7: Examples of randomly generated faces/parts. The left columns are original, unseen face shapes from the FaceScape dataset. Parts are generated through random Gaussian sampling applied to their corresponding part latent vectors, as illustrated in the ‘Nose’, ‘Eyes’, ‘Mouth’ and ‘Rem’ columns.

#### 4.4 Parts-based Disentanglement

Our proposed method aims to disentangle latent embeddings from each predefined facial region. We conduct comprehensive experiments to evaluate the disentanglement ability of our method. As presented in Figure 2 and 8, we perform part-based latent codes interpolation from two unseen reconstructed shapes in the test set in order to observe the gradual deformation of each individual part. We also randomly generate new part features from  $\mathcal{N}(0, 1)$  based on their corresponding latent representations in the FaceScape dataset, as shown in Figure 7. We conduct Principal Component Analysis (PCA) on each part’s latent space and show their first three components along the directions of the training set in Figure 1.

In Figure 2 and Figure 8, we interpolate learnt

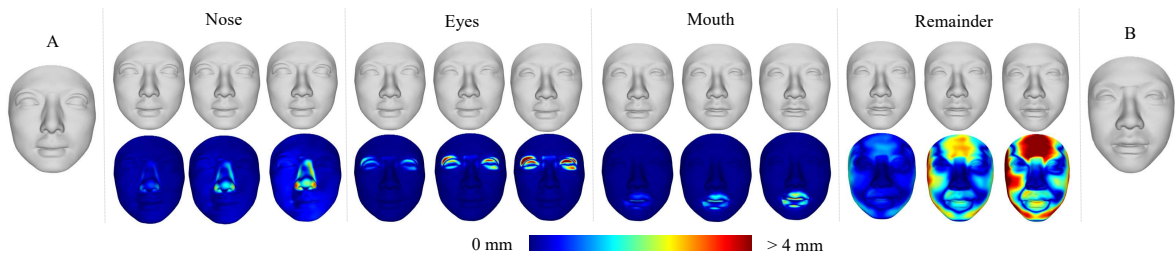


Figure 8: Interpolation of parts-based latent representations for two individuals (A and B) in the FaceScape dataset. We independently interpolate the latent representations for the nose, eyes, mouth, and remaining parts from subjects A (left) to B (right), which are presented in four groups using the vertical dividing line. For each group, i.e. part, the error map represents the per-vertex distance between the current shape and the first shape of the corresponding part. Meanwhile, for each first shape within each group, it is compared with the previous one.

Table 3: Results of shape reconstruction with different landmarks on the FaceScape dataset (Yang et al., 2020; Zhu et al., 2023).

Parts	SCD (mm) ↓		F-Score ↑	
	Ours	Five	Ours	Five
Full Face	<b>0.5639</b>	0.5731	<b>95.09</b>	94.21
Nose	<b>0.5919</b>	0.6133	<b>89.25</b>	87.71
Eyes	<b>0.6093</b>	0.6608	<b>87.20</b>	82.99
Mouth	<b>0.5887</b>	0.6525	<b>86.59</b>	82.10

part-based representations from the subject A to subject B (from the face on the left to the right in Figure 2). It is worth noting that the deformation order is not strictly from the nose to the remaining parts. It also can be achieved, *e.g.* from eyes, remainder, nose to mouth, due to the independence of corresponding part latent representations. The deformed local details are visualised in Figure 2, and the error map of the per-vertex distance between two shapes are visualised in Figure 8. In the second row of Figure 8, the results show the distance between the current mesh and the first shape of the corresponding part, while for each first shape, it is compared with the previous one. This demonstrates that only the vertices corresponding to the specific part deform, while the vertices of other parts remain unchanged. It is also shown in Figure 7. For example, in the second row of the ‘Nose’ column, the nose becomes wider, and in the first row of the ‘Eyes’ column, the eyelids thicken. In both cases, the other parts remain the same as the original one.

#### 4.5 Ablation Study

We conduct experiments on landmarks selection, comparing the five original landmarks: the nose tip, outer eye corners and mouth corners with those used in our method, as pre-defined in Figure 4. The reconstructed results for full faces and nose, eyes, and mouth part are presented in Table 3 for FaceScape and Table 4 for the Headspace dataset, and the qualitative

Table 4: Results of shape reconstruction with different landmarks on the Headspace dataset (Dai et al., 2019).

Parts	SCD (mm) ↓		F-Score ↑	
	Ours	Five	Ours	Five
Full Face	<b>0.7218</b>	0.7778	<b>81.66</b>	79.91
Nose	<b>0.6884</b>	0.7251	<b>82.89</b>	79.84
Eyes	<b>0.6395</b>	0.6538	<b>84.72</b>	83.64
Mouth	<b>0.5772</b>	0.5810	88.73	<b>88.94</b>




Figure 9: Results of shape reconstruction with different landmarks, where ‘lmks’ denotes landmarks.

results are shown in Figure 9. We can observe that the results based on the landmarks we used, which are defined for each facial part, outperform the results based on five landmarks of full face. Our pre-defined landmarks help the method better learn fine details of each part. In Figure 9, it is evident that the eyes and mouth are disappearing when using only five landmarks.

#### 4.6 LIMITATIONS

While our proposed method is capable of learning both global expression and separate part-based latent representations and this enables independent deformation on each pre-defined region, human-understandable shape editing and further explainability of the latent spaces requires further work.

Additionally, the quality of our generated 3D face/head shapes is affected by region seams, resulting in less than ideal reconstructed surface smoothness at these locations. This suggests improvements should be achieved in the preprocessing for feature swapping. Laplacian ICP (Iterative Closest Points) (Pears et al., 2023) and blending (Sorkine et al., 2004) are potential solutions to reduce curvature discontinuities at the swapped junctions.

Our method focuses on 3D parts-based facial generative modeling, which has the potential to generate new expressions and parts and enables individual modification of each facial part independently to subtly alter identities. We acknowledge that utilising our method may have the potential to maliciously alter digital biometric identities. Secure deployment of systems such as ours is necessary to mitigate these concerns.

## 5 CONCLUSIONS

We have demonstrated a system that can model and generate 3D expressive face/head shapes, whereby various semantic facial features are disentangled in the model’s latent space, thus allowing independent control of those parts. Use of facial feature swapping allowed significant data augmentation for network training and we demonstrated state-of-the-art reconstruction results on the FaceScape dataset, with particularly good performance on the facial parts. Additionally we have extended evaluations by utilising the Headspace dataset of full head shapes.

## REFERENCES

- Aliari, M. A., Beauchamp, A., Popa, T., and Paquette, E. (2023). Face editing using part-based optimization of the latent space. In *Computer Graphics Forum*, volume 42, pages 269–279. Wiley Online Library.
- Aumentado-Armstrong, T., Tsogkas, S., Dickinson, S., and Jepson, A. (2023). Disentangling geometric deformation spaces in generative latent shape models. *International Journal of Computer Vision*, pages 1–31.
- Bagautdinov, T., Wu, C., Saragih, J., Fua, P., and Sheikh, Y. (2018). Modeling facial geometry using compositional vaes. In *Proceedings of the IEEE/CVF Conference on Computer Vision and Pattern Recognition*, pages 3877–3886.
- Blanz, V. and Vetter, T. (1999). A morphable model for the synthesis of 3d faces. In *Proceedings of the 26th annual conference on Computer graphics and interactive techniques*, pages 187–194.
- Booth, J., Roussos, A., Ponniah, A., Dunaway, D., and Zafeiriou, S. (2018). Large scale 3d morphable models. *International Journal of Computer Vision*, 126(2):233–254.
- Booth, J., Roussos, A., Zafeiriou, S., Ponniah, A., and Dunaway, D. (2016). A 3d morphable model learnt from 10,000 faces. In *Proceedings of the IEEE/CVF Conference on Computer Vision and Pattern Recognition*, pages 5543–5552.
- Chen, Z. and Zhang, H. (2019). Learning implicit fields for generative shape modeling. In *Proceedings of the IEEE/CVF Conference on Computer Vision and Pattern Recognition*, pages 5939–5948.
- Chibane, J., Alldieck, T., and Pons-Moll, G. (2020a). Implicit functions in feature space for 3d shape reconstruction and completion. In *Proceedings of the IEEE/CVF Conference on Computer Vision and Pattern Recognition*. IEEE.
- Chibane, J., Pons-Moll, G., et al. (2020b). Neural unsigned distance fields for implicit function learning. *Advances in Neural Information Processing Systems*, 33:21638–21652.
- Chou, G., Chugunov, I., and Heide, F. (2022). Gensdf: Two-stage learning of generalizable signed distance functions. *arXiv preprint arXiv:2206.02780*.
- Dai, H., Pears, N., Smith, W., and Duncan, C. (2019). Statistical modeling of craniofacial shape and texture. *International Journal of Computer Vision*, 128(2):547–571.
- Deng, Y., Yang, J., and Tong, X. (2021). Deformed implicit field: Modeling 3d shapes with learned dense correspondence. In *Proceedings of the IEEE/CVF Conference on Computer Vision and Pattern Recognition*, pages 10286–10296.
- Duan, Y., Zhu, H., Wang, H., Yi, L., Nevatia, R., and Guibas, L. J. (2020). Curriculum deepsf. In *European Conference on Computer Vision*, pages 51–67. Springer.
- Egger, B., Smith, W. A., Tewari, A., Wuhler, S., Zollhoefer, M., Beeler, T., Bernard, F., Bolkart, T., Kortylewski, A., Romdhani, S., et al. (2020). 3d morphable face models—past, present, and future. *ACM Transactions on Graphics*, 39(5):1–38.
- Feng, Y., Feng, H., Black, M. J., and Bolkart, T. (2021). Learning an animatable detailed 3d face model from in-the-wild images. *ACM Transactions on Graphics*, 40(4):1–13.
- Ferrari, C., Berretti, S., Pala, P., and Del Bimbo, A. (2021). A sparse and locally coherent morphable face model for dense semantic correspondence across heterogeneous 3d faces. *IEEE transactions on pattern analysis and machine intelligence*, 44(10):6667–6682.
- Foti, S., Koo, B., Stoyanov, D., and Clarkson, M. J. (2022). 3d shape variational autoencoder latent disentanglement via mini-batch feature swapping for bodies and faces. In *Proceedings of the IEEE/CVF Conference on Computer Vision and Pattern Recognition*, pages 18730–18739.
- Foti, S., Koo, B., Stoyanov, D., and Clarkson, M. J. (2023). 3d generative model latent disentanglement via local

- eigenprojection. In *Computer Graphics Forum*. Wiley Online Library.
- Ghafourzadeh, D., Rahgoshay, C., Fallahdoust, S., Aubame, A., Beauchamp, A., Popa, T., and Paquette, E. (2019). Part-based 3d face morphable model with anthropometric local control. In *Graphics Interface 2020*.
- Giebenhain, S., Kirschstein, T., Georgopoulos, M., Rünz, M., Agapito, L., and Nießner, M. (2023). Learning neural parametric head models. In *Proceedings of the IEEE/CVF Conference on Computer Vision and Pattern Recognition*, pages 21003–21012.
- Gu, Y., Pears, N., and Sun, H. (2023). Adversarial 3d face disentanglement of identity and expression. In *2023 IEEE 17th International Conference on Automatic Face and Gesture Recognition (FG)*, pages 1–7. IEEE.
- Jiang, Z.-H., Wu, Q., Chen, K., and Zhang, J. (2019). Disentangled representation learning for 3d face shape. In *Proceedings of the IEEE/CVF Conference on Computer Vision and Pattern Recognition*, pages 11957–11966.
- Jung, Y., Jang, W., Kim, S., Yang, J., Tong, X., and Lee, S. (2022). Deep deformable 3d caricatures with learned shape control. In *ACM SIGGRAPH 2022 Conference Proceedings*, pages 1–9.
- Kingma, D. P. and Ba, J. (2014). Adam: A method for stochastic optimization. *arXiv preprint arXiv:1412.6980*.
- Lewis, J. P., Cordner, M., and Fong, N. (2000). Pose space deformation: a unified approach to shape interpolation and skeleton-driven deformation. In *Proceedings of the 27th annual conference on Computer graphics and interactive techniques*, pages 165–172.
- Li, R., Bladin, K., Zhao, Y., Chinara, C., Ingraham, O., Xiang, P., Ren, X., Prasad, P., Kishore, B., Xing, J., et al. (2020). Learning formation of physically-based face attributes. In *Proceedings of the IEEE/CVF Conference on Computer Vision and Pattern Recognition*, pages 3410–3419.
- Li, T., Bolkart, T., Black, M. J., Li, H., and Romero, J. (2017). Learning a model of facial shape and expression from 4D scans. *ACM Transactions on Graphics, (Proc. SIGGRAPH Asia)*, 36(6):194:1–194:17.
- Lipman, Y. (2021). Phase transitions, distance functions, and implicit neural representations. *arXiv preprint arXiv:2106.07689*.
- Liu, S., Saito, S., Chen, W., and Li, H. (2019). Learning to infer implicit surfaces without 3d supervision. *Advances in Neural Information Processing Systems*, 32.
- Lüthi, M., Gerig, T., Jud, C., and Vetter, T. (2017). Gaussian process morphable models. *IEEE transactions on pattern analysis and machine intelligence*, 40(8):1860–1873.
- Marian Kleineberg (2021). mesh-to-sdf. [https://github.com/marian42/mesh\\_to\\_sdf](https://github.com/marian42/mesh_to_sdf).
- Mescheder, L., Oechsle, M., Niemeyer, M., Nowozin, S., and Geiger, A. (2019). Occupancy networks: Learning 3d reconstruction in function space. In *Proceedings of the IEEE/CVF Conference on Computer Vision and Pattern Recognition*, pages 4460–4470.
- Olivier, N., Baert, K., Danieau, F., Multon, F., and Avril, Q. (2023). Facetunegan: Face autoencoder for convolutional expression transfer using neural generative adversarial networks. *Computers & Graphics*, 110:69–85.
- Park, J. J., Florence, P., Straub, J., Newcombe, R., and Lovegrove, S. (2019). Deepsdf: Learning continuous signed distance functions for shape representation. In *Proceedings of the IEEE/CVF Conference on Computer Vision and Pattern Recognition*, pages 165–174.
- Pears, N., Dai, H., Smith, W., and Sun, H. (2023). Laplacian icp for progressive registration of 3d human head meshes. In *2023 IEEE 17th International Conference on Automatic Face and Gesture Recognition (FG)*, pages 1–7. IEEE.
- Peng, S., Dong, J., Wang, Q., Zhang, S., Shuai, Q., Zhou, X., and Bao, H. (2021). Animatable neural radiance fields for modeling dynamic human bodies. In *Proceedings of the IEEE/CVF international conference on computer vision*, pages 14314–14323.
- Saito, S., Huang, Z., Natsume, R., Morishima, S., Kanazawa, A., and Li, H. (2019). Pifu: Pixel-aligned implicit function for high-resolution clothed human digitization. In *Proceedings of the IEEE/CVF international conference on computer vision*, pages 2304–2314.
- Sitzmann, V., Martel, J. N., Bergman, A. W., Lindell, D. B., and Wetzstein, G. (2020). Implicit neural representations with periodic activation functions. In *arXiv*.
- Sorkine, O., Cohen-Or, D., Lipman, Y., Alexa, M., Rössl, C., and Seidel, H.-P. (2004). Laplacian surface editing. In *Proceedings of the 2004 Eurographics/ACM SIGGRAPH symposium on Geometry processing*, pages 175–184.
- Sun, H., Pears, N., and Gu, Y. (2022). Information bottlenecked variational autoencoder for disentangled 3d facial expression modelling. In *Proceedings of the IEEE/CVF Winter Conference on Applications of Computer Vision*, pages 157–166.
- Sundararaman, R., Pai, G., and Ovsjanikov, M. (2022). Implicit field supervision for robust non-rigid shape matching.
- Taherkhani, F., Rai, A., Gao, Q., Srivastava, S., Chen, X., de la Torre, F., Song, S., Prakash, A., and Kim, D. (2023). Controllable 3d generative adversarial face model via disentangling shape and appearance. In *Proceedings of the IEEE/CVF Winter Conference on Applications of Computer Vision*, pages 826–836.
- Takikawa, T., Litalien, J., Yin, K., Kreis, K., Loop, C., Nowrouzezahrai, D., Jacobson, A., McGuire, M., and Fidler, S. (2021). Neural geometric level of detail: Real-time rendering with implicit 3d shapes. In *Proceedings of the IEEE/CVF Conference on Computer Vision and Pattern Recognition*, pages 11358–11367.
- Tewari, A., Seidel, H.-P., Elgharib, M., Theobalt, C., et al. (2021). Learning complete 3d morphable face models from images and videos. In *Proceedings of the IEEE/CVF Conference on Computer Vision and Pattern Recognition*, pages 3361–3371.
- Yang, H., Zhu, H., Wang, Y., Huang, M., Shen, Q., Yang, R., and Cao, X. (2020). Facescape: a large-scale high

- quality 3d face dataset and detailed riggable 3d face prediction. In *Proceedings of the IEEE/CVF Conference on Computer Vision and Pattern Recognition*.
- Yenamandra, T., Tewari, A., Bernard, F., Seidel, H.-P., Elgharib, M., Cremers, D., and Theobalt, C. (2021). i3dmm: Deep implicit 3d morphable model of human heads. In *Proceedings of the IEEE/CVF Conference on Computer Vision and Pattern Recognition*, pages 12803–12813.
- Zheng, M., Yang, H., Huang, D., and Chen, L. (2022). Im-face: A nonlinear 3d morphable face model with implicit neural representations. In *Proceedings of the IEEE/CVF Conference on Computer Vision and Pattern Recognition*, pages 20343–20352.
- Zheng, Z., Yu, T., Dai, Q., and Liu, Y. (2021). Deep implicit templates for 3d shape representation. In *Proceedings of the IEEE/CVF Conference on Computer Vision and Pattern Recognition*, pages 1429–1439.
- Zhu, H., Yang, H., Guo, L., Zhang, Y., Wang, Y., Huang, M., Wu, M., Shen, Q., Yang, R., and Cao, X. (2023). Facescape: 3d facial dataset and benchmark for single-view 3d face reconstruction. *IEEE transactions on pattern analysis and machine intelligence*.
- Zielonka, W., Bolkart, T., and Thies, J. (2022). Towards metrical reconstruction of human faces. *European Conference on Computer Vision*.