



This is a repository copy of *Nudging for prompt tax penalty payment: evidence from a field experiment in Indonesia*.

White Rose Research Online URL for this paper:
<https://eprints.whiterose.ac.uk/206697/>

Version: Published Version

Monograph:

Yogama, E.A., Gray, D.J. orcid.org/0000-0003-1840-4110 and Rablen, M.D. (2023)
Nudging for prompt tax penalty payment: evidence from a field experiment in Indonesia.
Working Paper. Sheffield Economic Research Paper Series, 2023023 (2023023).
Department of Economics, University of Sheffield ISSN 1749-8368

© 2023 The Author(s). For reuse permissions, please contact the Author(s). The Sheffield Economic Research Paper Series (SERPS) offers a forum for the research output of the Department of Economics, University of Sheffield. Papers are reviewed for quality and presentation by two internal referees and a departmental editor. However, the contents and opinions expressed remain the responsibility of the author(s). Comments are welcomed and should be addressed to the individual author(s).

Reuse

Items deposited in White Rose Research Online are protected by copyright, with all rights reserved unless indicated otherwise. They may be downloaded and/or printed for private study, or other acts as permitted by national copyright laws. The publisher or other rights holders may allow further reproduction and re-use of the full text version. This is indicated by the licence information on the White Rose Research Online record for the item.

Takedown

If you consider content in White Rose Research Online to be in breach of UK law, please notify us by emailing eprints@whiterose.ac.uk including the URL of the record and the reason for the withdrawal request.



eprints@whiterose.ac.uk
<https://eprints.whiterose.ac.uk/>



The
University
Of
Sheffield.

Department
Of
Economics

Nudging for Prompt Tax Penalty Payment: Evidence from a Field Experiment in Indonesia

Eko Arief Yogama, Daniel J. Gray, and Matthew D. Rablen

Sheffield Economic Research Paper Series

SERPS no. 2023023

ISSN 1749-8368

11 December 2023

Nudging for Prompt Tax Penalty Payment: Evidence from a Field Experiment in Indonesia*

Eko Arief Yogama^{1,2,3} Daniel J. Gray¹ Matthew D. Rablen¹
eko.arief.yogama@sheffield.ac.uk d.j.gray@sheffield.ac.uk m.rablen@sheffield.ac.uk

December 2023

ABSTRACT

We conducted a randomised controlled trial in Indonesia to evaluate the effect of three intervention letters on tax penalty compliance behaviour. Over 10,000 individual taxpayers are randomly assigned to receive either a deterrence, information, or simplification letter, or no letter. Our results indicate that simplification, which makes paying a penalty less burdensome administratively by providing billing codes to pay the penalties, yields the highest probability of timely settlement, increasing compliance by 32 per cent compared to the control group. Deterrence also positively impacts penalty compliance, increasing timely settlement rates by 27 per cent. The least effective intervention is the information letter. Although associated with a 12 per cent increase in tax compliance, this effect is only statistically significant at the 10 per cent confidence level. Our results suggest that strategic messaging by tax authorities in developing countries can be a cost-effective tool for improving tax penalty payment compliance.

JEL: C93; D91; H26; Z18

Keywords: Tax penalties; Tax compliance; RCT; Simplification; Deterrence; Information; Indonesia.

* We thank the Directorate General of Taxes of the Republic of Indonesia – notably Edi Slamet Irianto, Dionysius Lucas Hendrawan, Romadhaniah, and Belis Siswanto – for their invaluable support to the research project. We are grateful to the members of all participating local tax offices for their efforts in executing the experiment. For financial support, Yogama thanks the Indonesia Endowment Fund for Education (LPDP). We also thank Bert van Landeghem, Alina Pfrang, Vito Polito, and Karl Taylor for their comments. We thank participants of the 6th Doctoral Consortium in Taxation (Vienna University of Business and Economics) for helpful comments. The authors have no financial arrangement that might give rise to conflicts of interest with respect to the research reported in this paper. This study was approved by the University of Sheffield Ethics Review, procedure number 040354. The authors also obtained written consent and a research permit from the Directorate General of Taxes of the Republic of Indonesia prior to performing the study. This study has been registered in the American Economic Association registry for randomised controlled trials (RCT ID AEARCTR-0008277). The opinions expressed in this article are those of the authors and do not necessarily reflect the views of Directorate General of Taxes (Direktorat Jenderal Pajak), the Ministry of Finance (Kementerian Keuangan), or the Government (Pemerintah) of the Republic of Indonesia.

¹ Department of Economics, University of Sheffield, United Kingdom.

² Directorate General of Taxes of the Republic of Indonesia, Jakarta, Indonesia.

³ Corresponding author: Department of Economics, 9 Mappin Street, Sheffield, S1 4DT, United Kingdom.

1. Introduction

Collecting delinquent debt is a considerable and ongoing challenge for tax administration. Data from the Indonesian Directorate General of Taxes (DJP – *Direktorat Jenderal Pajak*), for example, indicate the estimated value of tax arrears, including unpaid penalties at the end of 2019, was approximately US \$3.2 billion (DJP, 2020). According to DJP data, between January 2020 and June 2021 alone, penalty collection rates appear dangerously low, at around 10 per cent. This issue is by no means confined to developing countries, however. In the United States, late and enforced payments from 2011 to 2013 amounted to \$60 billion, of which 72 per cent was related to individual income tax (Internal Revenue Service, 2019). In related enforcement domains, only 50 per cent of UK court penalties were paid within the statutory six months (as of 2016), with outstanding court fines estimated to be over £600 million (Haynes et al., 2013). Dušek et al. (2022) report that, in Berlin, 25 per cent of fines for minor traffic offences are not paid on time, and the equivalent figure for New York is 40 per cent. In this study, we explore ways to reduce outstanding fines.

Outstanding fines matter for a variety of reasons. First, as fine revenue is a component of government revenue like any other, the state cannot use outstanding fines to provide public services. Arrears necessarily defer revenue and, in the presence of statutory time limits on the recovery of tax arrears (five years in Indonesia, ten years in the United States), can materialise into outright revenue losses. In Indonesia, by the end of 2019, around Indonesian Rupiah (Rp) 10.5 trillion (\$750 million) of tax arrears, including tax penalties, was written off (DJP, 2020). Second, although tax authorities have significant legal powers for the recovery of debt, up to and including distraint (the seizure and sale of assets and property), these measures are themselves costly, thereby reducing the net benefit to the exchequer of pursuing these debts and making the recovery of smaller debts ungainful. On the other hand, failing to recover such debt might ultimately undermine the effective enforcement of the tax system, in which penalties are an important deterrent.

Addressing the problem of outstanding fines has two components. First, one can seek to increase the likelihood that taxpayers do not attract a fine in the first place, what is termed the “extensive margin” of tax compliance. A growing literature explores how behaviour at the extensive margin can be influenced through a mixture of legal deterrence and other non-deterrence factors – often referred to collectively as tax morale – which includes social norms, simplification, information, and moral suasion. Second, one can seek to influence the likelihood that those taxpayers who nonetheless do attract a fine pay it on time, without the

need for heightened (and costly) debt recovery measures by the tax authority. Our study focuses on this second component, which so far has received much less attention in the literature.

Seeking to influence the payment behaviour of taxpayers who have already attracted a fine for failing to meet a filing or payment deadline, we perform a randomised controlled trial (RCT) among just over 10,000 taxpayers in Indonesia in cooperation with the DJP. All participants receive the standard Notice of Tax Penalties (NTP), as required by Indonesian tax law, but participants in treatment conditions receive an additional attachment – commonly referred to as a “nudge” (Thaler and Sunstein, 2008). The nudges we test, informed by behavioural science, are a deterrence treatment (emphasising the enforcement measures available to the DJP in the event of the penalty not being settled), a simplification treatment (aiding with the necessary codes and providing a telephone number that the taxpayer can call for assistance); and an information treatment (clarifying the various ways the taxpayer can settle the penalty).

At the outset, we were cautious as to whether nudges would be effective in this context. First, we consider taxpayers who have already either (i) filed late; (ii) filed on time but were then late in making the associated tax payment; or (iii) filed late and then also paid late. This sample of taxpayers would seem unlikely to be representative of the taxpayer population as a whole. Instead, it seems likely that the sample will be over-represented with taxpayers having low intrinsic motivation to comply, in the sense of Dwenger et al. (2016). Such taxpayers will plausibly be less likely to respond to any tax authority interventions – nudge or otherwise. Second, there are reasons to believe that the sample will be over-represented with taxpayers who have shown previous insensitivity to nudge interventions specifically. Following a major field study in Indonesia in 2017 (Persian et al., 2023), the DJP introduced nudge insights (albeit in relation to reminders and planning prompts – different to the nudges we consider) into its standard operating procedures around income tax filing. Thus, our sample is composed entirely of individuals for whom one attempt at nudging has already proved ineffective. Third, following the meta-analyses of DellaVigna and Linos (2022) and Maier et al. (2022), we were aware that many more nudge interventions yield no measurable effect than would be surmised from a reading of published studies. Last, in an influential meta-analysis, Antinyan and Asatryan (2020) report that tax compliance nudges are less effective in lower-income countries.

Thus, communications that might hypothetically be impactful in a developed country context might prove inert in the Indonesian context.⁴

Perhaps surprisingly, all three treatments increase the probability that tax penalties are paid on time relative to the control group. Simplifying the payment process produces a 4.5 percentage point (pp.) increase in the probability of prompt payment. As only 13.9 per cent of the control group paid promptly, this represents a 32 per cent higher probability of prompt payment. Emphasising deterrence increases the probability of timely payment by 3.7 pp., or 27 per cent. Providing further information regarding penalty payment generated the lowest effect of the three interventions, increasing the probability of timely payment by 1.7 pp., or 12 per cent. Considering the relatively large effect sizes and the relatively modest cost of producing the additional communication, a cost-benefit analysis shows that implementing either of the two most effective treatments – simplification and deterrence – is a cost-effective policy instrument.

Our findings contribute to what is so far only a small literature on the effectiveness of tax-based nudging in developing countries yet are broadly in line with evidence from developed country contexts. In particular, prior studies (reviewed in Section 2) also find that simplification letters can have an effect quantitatively comparable to (and possibly exceeding) that of deterrence letters and that providing information is less impactful than, for instance, emphasising deterrence.

This paper also connects to a broader literature seeking to understand aspects of tax compliance from a behavioural science standpoint (e.g., Hashimzade et al., 2013; Alm, 2019) and to the literature on the effects of nudges more generally (e.g., Milkman et al., 2021; Congiu and Moscati, 2022). It also contributes to the wider literature on taxation and development (e.g., Besley and Persson, 2013), wherein an effective tax system is found to be an important determinant of successful state-building (Fjeldstad and Moore, 2007), and of economic growth (e.g., Arnold et al., 2011).

The remainder of the paper is organised as follows: Section 2 reviews the existing literature, focusing on behavioural nudging and compliance outcomes, whilst Section 3 outlines the

⁴ We also continue to be concerned about emerging evidence pointing to the “regular” failure of scientific standards in cooperative field experiments (Fels, in press). This study was not produced under contract from the DJP and was pre-registered, as described elsewhere.

experimental design. Section 4 lays out the empirical methodology, and Section 5 presents the results. Section 6 concludes.

2. Nudging Taxpayers

This section reviews the existing literature broadly related to the themes of this paper. A growing literature explores the possibility of influencing individual taxpayer behaviour by sending messages (Pomeranz and Vila-Belda, 2019; Slemrod, 2019).⁵ Although each study is unique, various broad categories of nudges may be discerned in the literature. Building on rational economic approaches to the study of tax compliance, as embodied by the model of Allingham and Sandmo (1972), *deterrence* nudges emphasise the probability of being sanctioned for non-compliance and the nature of the sanctions that will apply. Slemrod et al. (2001) and Kleven et al. (2011) provide examples of RCTs that emphasise the probability of sanction, while Meiselman (2018) provides an example of an RCT emphasising penalty information. We perform a treatment that similarly emphasises penalty information.

Our remaining treatments are examples of *non-deterrence* nudges. Following studies such as Coleman (1997), Dwenger et al. (2016), John and Blume (2018), and De Neve et al. (2021), we communicate information to taxpayers intended to simplify the process of complying with tax law. Previous research highlights how simplifying communication can help overcome information frictions and/or “hassle costs” associated with filing and paying taxes (e.g., Kleven and Kopczuk, 2011; Hoopes et al., 2015; Benzarti, 2020).⁶ Like us, Dwenger et al. (2016) and De Neve et al. (2021) find that simplifying communication positively affects compliance to a degree comparable to deterrence communication. However, the evidence is not entirely consistent: see, e.g., John and Blume (2018), who report no effect of their simplification treatment on compliance with local taxes in London.

Other non-deterrence nudges found commonly in the tax literature provide information on the compliance behaviour of others (social norms) or appeal to moral suasion (see, e.g., Pomeranz and Vila-Belda, 2019, for a review). The meta-analysis of Antinyan and Asatryan (2020), however, finds that such nudges have no measurable effect. Accordingly, we implement an information nudge that articulates the where, when, and how of prompt penalty

⁵ For related RCTs considering the effect of nudges on firms, rather than individuals, see, e.g., Pomeranz (2015), Carrillo et al. (2017), Biddle et al. (2018), and Gillitzer and Sinning (2020).

⁶ For a related literature on the effects of complexity in the tax code itself, see, e.g., Chetty and Saez (2013) and Abeler and Jäger (2015).

payment.⁷ The idea behind such interventions is that even taxpayers with good intentions might fail to comply due to inattention or planning failures (Rogers et al., 2015). So far, the evidence for such interventions in the tax context is mixed. On the one hand, Robitaille et al. (2021) find that information communication of this form generates positive effects on Ontario businesses that had failed to file their employer health tax return on time. On the other hand, Bott et al. (2020) detect no discernible effect on Norwegian taxpayers of a letter containing information about why and how to report foreign income.

Evidence on the effects of compliance nudges in developing countries – the focus of this paper – is much more limited than in developed countries (Mascagni, 2018). Most developing country studies are from Latin America and the Caribbean (e.g., Del Carpio, 2013; Castro and Scartascini, 2015; Lopez-Luzuriaga and Scartascini, 2019; Holz et al., 2020; Ortega and Scartascini, 2020; Mogollon et al., 2021). For Africa, we know only of Mascagni and Nell (2022) and Santoro and Mascagni (2023), both conducted in Rwanda, and Shimeles et al. (2017) for Ethiopia. In Europe, Jamison et al. (2021) nudge taxpayers in Latvia. In Asia – the region we consider – we know of only Suharnoko (2020) and Persian et al. (2023) for Indonesia, Chetty et al. (2014) for Bangladesh, and Hoy et al. (forthcoming) for Papua New Guinea.

Given that the evidence discussed above for developing countries is (i) relatively sparse, (ii) somewhat clustered by country, and (iii) largely too recent to be included in extant meta-analyses of tax nudges (e.g., Antinyan and Asatryan, 2020), proper inference of the effects of such nudges in the developing country context remains lacking. This paper contributes to filling this lacuna. These caveats regarding the existing evidence base notwithstanding, prior studies in the developing country context do typically report discernible positive effects for at least a subset of nudges. Moreover, owing to the low levels of compliance on average in the control group, the reported compliance increases can be large in percentage change terms.

As well as the developing country focus, another important distinction between this study and much of the tax-nudge literature is that we seek to influence the behaviour of individual taxpayers who have already attracted a penalty for failing to file and/or pay on time. Other tax studies to share this feature include Hallsworth et al. (2017), Gemmell and Ratto (2018),

⁷ We were also concerned that, in the context of tax penalties, a social norm nudge may be prone to backfiring, as in, e.g., Silva and John (2017) and John and Blume (2018). Pointing out how many others engage in socially harmful behaviour may have the unintended consequence of making the behaviour natural and permissible and end up encouraging it. For a dedicated analysis of the effects of norm-nudges, see Bicchieri and Dimant (2022).

Chirico et al. (2019), and Cranor et al. (2020). Whereas, however, these studies focus on the recovery of tax debt, we analyse specifically the recovery of fine debt, distinct from tax debt. The only other studies we are aware of that focus specifically on fine debt are outside the tax context. Haynes et al. (2013) trial a variety of text messages to encourage the timely payment of UK court fines. They find positive effects from various communications, with the most effective nuance being to address the recipient by name. Whereas personalisation of the nudge is a treatment in Haynes et al. (2013), in our study, all communications address the taxpayer by name. Dušek et al. (2022) and Sinning and Zhang (2023) seek to nudge the payment of fines by drivers (in the Czech Republic and Australia, respectively) who have been prosecuted for traffic or parking offences. Both studies find that emphasising the late payment fines makes penalty payment more likely.

3. The Experiment

3.1. Institutional Context

The experiment was performed in Indonesia, a country geographically located in southeast Asia. Despite being the largest economy in the region, Indonesia's tax-to-GDP ratio – a rough-and-ready indicator of state capacity – was just 10.1 per cent in 2019 (OECD, 2020), ranking it below its closest neighbours, Singapore (12.8 per cent) and Malaysia (11.4 per cent).

We focus on civil penalties (fines) issued by the DJP. Specifically, we consider so-called “administrative” fines arising from a failure to file a tax return on time or to make a payment on time (as distinct from “criminal” fines, which arise from audit or tax crime investigations). In the case of individual taxpayers (as opposed to firms), every monthly or annual income tax return filed late attracts a fine of Rp100,000 (\$6.50). In addition, overdue tax balances relating to a tax return attract interest at five per cent, plus a penalty rate decreed by the Minister of Finance. While such fine amounts may seem trifling in the developed country context, they are less so in Indonesian context, where GDP per capita in dollar terms is less than a tenth of that in the UK, for instance.

Taxpayers are informed of administrative fines via a NTP. That fine amounts are notified and paid separate from unpaid tax arrears in the Indonesian context – rather than being bundled into a single payment item – offers an opportunity to study the repayment of fines distinct from the payment of tax. Under the standard operating procedure, active efforts by the DJP to recover penalty amounts begin eight days after a NTP exceeds its thirty-day statutory deadline with the sending of a warning letter. This letter is followed by a distress warrant when the taxpayer does

not respond within 21 days. Within 48 hours of the distress warrant date, assuming no payment has been received, a notice of confiscation of assets is issued: the taxpayer has 14 days to settle the penalties, or the DJP proceeds to auction their assets.⁸

When the DJP begins active debt recovery measures, it may levy an additional penalty of Rp50,000 (\$3.50) per unpaid tax bill, followed by a further penalty of Rp100,000 (\$6.50) per unpaid tax bill following the issue of a distress warrant. As, however, these additional penalties are insufficient to cover the cost of the debt recovery measures, the DJP is obliged to engage in debt recovery activity that is ungainful from a static perspective in order to maintain long-run dynamic incentives for compliance.

3.2. Treatment Design

The experiment exploits intervention letters that aim to change taxpayer behaviour. Three intervention letters are designed, based on behaviourally informed messages in the literature on behavioural economics and individual tax compliance.

The treatment letters are delivered as physical letters, written in Indonesian. They are received as an attachment to the standard NTP, for the DJP must issue the standard NTP by law. The standard NTP contains a general message explaining why the taxpayer is receiving a NTP, details of the penalty (as in Cranor et al., 2018), and the contact details of the local tax office.⁹ Delivery to taxpayers is by the approved postal service of each local tax office. The sample is assigned to four groups. The first is the control group, which receives the standard NTP only. The remainder of the sample is allocated to three treatment groups: deterrence, information, and simplification, as summarised in Table 1.¹⁰ Some words in the treatment letters appear in bold font to increase their salience to the reader (De Neve et al., 2021; Kahneman, 2012). The actual intervention letters in English and Indonesian are reproduced in Appendix 2.

<Table 1 here – see p. 21>

⁸ If assets cannot be auctioned the DJP can impose an overseas travel ban and/or freeze a taxpayer's bank account. In extreme cases, a taxpayer with significant amount of delinquent tax debt and with doubtful intention to settle can be imprisoned for up to a year.

⁹ See Appendix 1 for an example of the standard NTP in Indonesia.

¹⁰ The design of the intervention letters in terms of format and colour mostly follows Gillitzer and Sinning (2020), but the wording is mainly adapted from the UK's Notice of Penalty Assessment form. Before deploying the intervention, we also discussed the design of each intervention letter through qualitative interviews with 11 individual taxpayers, selected based on convenient sampling.

3.3. Data and Sample

In executing the experiment, we cooperated with 19 local tax offices within four DJP regional tax offices: South Sumatra and Bangka Belitung Islands, Nusa Tenggara, North Jakarta, and Banten. These regional offices were selected because, as of the time of the experiment, they were the five largest issuers of NTPs. The sample comprises taxpayers classed as individuals. We exclude firms as the person in the firm who might make payment decisions is rarely the same person who receives the letter (Castro and Scartascini, 2015). To be included in the sample, taxpayers must:

1. be an individual taxpayer registered at one of the 19 local tax offices that perform the trial;
2. be slated to be issued a NTP between October 2021 and February 2022;
3. be issued penalties associated with income taxes;
4. face administrative, rather than criminal, penalties;
5. have registered an address and a telephone number with the DJP;
6. have an active payment and/or tax return filing history for the 2020 tax year.

The total number of taxpayers meeting the above criteria is $N = 11,026$. Of these taxpayers, 959, or around eight per cent of the total sample, were never ultimately served a NTP and, therefore, dropped out of the sample. The reasons for such attrition are various, including where taxpayers move their registration to a local tax office not involved in the experiment. If dropping out is a random occurrence, such that the sample of dropouts is balanced across treatments, then the balance of the remaining sample is preserved. Therefore, we test the balance of the dropouts and the remaining sample across control and treatment groups (Appendix 4), finding that the balance is not compromised. Indeed, we implemented measures aimed at minimising non-random dropout, including not announcing the commencement of the experiment either to affected taxpayers or to the tax officers in charge of issuing NTPs. Only the tax officers in charge of printing the intervention letters observed the allocation of taxpayers to the control and treatment groups.

The outcome data consists of a de-identified list of taxpayers, their tracking status, and an indicator for timely settlement. We also collect administrative data comprising taxpayer baseline characteristics (recorded as categorical and interval variables to ensure taxpayer anonymity) which, according to the existing literature, may influence taxpayer behaviour.

These include a taxpayer's age, years registered, annual income, annual tax payment, and the amount of outstanding penalties from the previous five years.¹¹

3.4. Procedures

The RCT was conducted from October 2021 to February 2022, with post-trial data collection occurring in March-April 2022.

The sample of taxpayers is randomly allocated to a control and three treatment groups separately by each local tax office.¹² We perform stratified randomisation to ensure the baseline characteristics balance across control and treatment groups and to minimise the potential for selection bias. The strata are listed in Appendix 5. Bruhn and McKenzie (2009) suggest performing balance tests (i.e., ANOVA or Tukey-HSD) after each randomisation and repeating the procedure if randomisation fails the balance test until a balanced random draw is obtained. The outcomes of this exercise are given in Table 2.

<Table 2 here – see p. 21>

The local tax offices printed the intervention letters independently to ensure confidentiality, following DJP data regulations. We supplied customised software, printing equipment and other practical items to the local tax offices, who then implemented the trial independently. Local tax offices tracked the postage status to determine the letter delivery rate.

4. Empirical Methodology

To measure the outcome, we adopt 37 days post NTP issuance as the cut-off for timely settlement instead of the 30 days statutory deadline under the current regulation. As discussed in Section 3, active DJP debt recovery measures do not begin until after the elapse of 37 days. Indeed, the allowance of a 7-day grace period is a legal obligation on the DJP. Qualitatively identical results (not reported for brevity) are obtained when taking the cut-off to be 30 days.¹³ As well as having the option of paying their penalty in full, taxpayers can also opt to pay their penalty in instalments. Taxpayers who arrange within the 37 days to pay their penalty in

¹¹ The remaining characteristics we include are an indicator for taxpayers being monitored by a strategic business unit within the tax office; an indicator for taxpayers registered for VAT; the distance of a taxpayer's residence from the closest tax office; tax return filing channel; prior year reported annual taxable income; and an indicator for being recently audited. For further details, see Appendix 5.

¹² This is performed in each local tax office separately for practical reasons. Local tax offices could not submit a list of samples simultaneously. This approach is also employed in, e.g., Biddle et al. (2018).

¹³ Use of the 37-day cut-off also has the advantage of mitigating issues relating to the lag between a NTP being issued, and it being received by the taxpayer (tax offices require approximately three to five working days from the issue date to perform clerical work such as signing the NTP and handing it over to the postal service).

instalments fall within our definition of timely settlement. This point does bear discernibly on our findings, however, for fewer than one per cent of our sample arrange to pay by instalments.

Treatment Effect Estimation

To estimate the causal impact of each intervention, we use the following regression model:

$$Y_i = \alpha + \beta_1 DT_i + \beta_2 IN_i + \beta_3 SM_i + \gamma X_i + \varepsilon_i,$$

where Y_i is an indicator variable for settling penalties within 37 days of the issue date; DT_i , IN_i , SM_i are indicators for treatment assignment to deterrence, information, and simplification; and X_i is a vector of taxpayer characteristics. A description of the characteristics and their coding is presented in Appendix 5.

A small proportion of taxpayers who were issued a NTP did not receive the treatment due to delivery problems (556 taxpayers, representing 5.6 per cent of the total sample). To account for this, we estimate the treatment effects using intention to treat (ITT) and local average treatment effect (LATE) analyses. ITT estimates treatment effects for all taxpayers in the sample who were issued a NTP, regardless of whether they received it. Taxpayers issued a treatment letter who fail to receive the letter are handled equivalently to taxpayers who receive it and do not respond to it. By contrast, LATE estimates the treatment effect for taxpayers who receive the intervention letter only.

To evaluate the results of our primary analysis, we also perform a series of robustness checks to assess possible treatment effect heterogeneity across subgroups. Using the sample-split method, we test the effect of our treatments when distinguishing taxpayers by region, by late filers versus late payers, and by employment status.¹⁴

5. Results and Discussion

Our data comprises 11,643 penalties issued to 10,067 taxpayers across 19 local tax offices in four regions. The average value of the penalties issued to the control and treatment groups ranges from Rp139,000 to slightly above Rp147,000. Around half of the penalty amounts lie between Rp50,000 and Rp100,000.

¹⁴ We also cross-check our results under the sample-split method by instead including treatment-covariate interaction terms, finding very similar qualitative results.

5.1. Main Analysis

As described in the empirical methodology section, we estimate the separate ITT and LATE estimates of the treatment effects.

Treatment Effect of All Individuals – Intention to Treat

The ITT considers the initial random treatment assignment, regardless of treatment receipt. We estimate the ITT with a linear probability model.¹⁵ Panel A of Table 3 presents the results of our ITT estimation: column 1 presents the results from the basic model; column 2 incorporates taxpayer characteristics; and column 3, our preferred specification, further includes a tax office fixed effect.

< Table 3 here – see p. 23 >

We observe that conveying behaviourally informed messages to taxpayers increases timely penalty settlement. All three regression models presented in Table 3, panel A, indicate that the simplification and deterrence letters have a positive and statistically significant effect on the prompt penalty settlement at the one per cent confidence level. The information letter also positively affects prompt penalty payment when including taxpayer characteristics and a tax office fixed effect (column 3), albeit only at the 10 per cent confidence level.

On average, individuals in the control group have a 13.9 per cent probability of settling the NTP within 37 days. Attaching the simplification letter to the standard NTP yields an increase in the probability of settlement of 4.5 pp., implying a 32 per cent increase relative to the control group. Attaching the deterrence letter induces a 3.7 pp. higher than the control group, which equals a 27 per cent increase in the probability of timely settlement compared to the control group. Finally, the information letter induces a 1.7 pp. increase in timely penalty settlement, which equates to a 12 per cent increase over the control group.

A comparison between treatment groups reveals that the simplification ($p < 0.03$) and deterrence ($p < 0.05$) letters both induced a stronger effect than did the information letter. Although the simplification letter attained the highest point estimate for the increase in the probability of settlement, the effects of the simplification and deterrence letters are indistinguishable statistically at conventional significance levels.

The critical feature of the simplification letter – the most effective treatment in point estimate terms – is providing billing codes that taxpayers can use directly in paying their

¹⁵ Similar results are obtained with probit analysis (see Appendix 3).

penalty, similar to letters in Biddle et al. (2018) and De Neve (2021). Although direct comparison with the prior literature requires caution, the effect size of 4.5 may be contextually large. For instance, a simplification letter in the prior RCT of Persian et al. (2023) – also conducted in Indonesia but on the universe of all income tax filers – produced an increase of 0.8 pp. compared to no email in the likelihood of filing a tax return. It is perhaps also worth noting that, although it produced the smallest effect of our intervention letters, the information letter also generated a stronger effect (1.7 pp. compared to 1.0 pp.) than the related information treatment in Persian et al. (2023).

When turning to the deterrence treatment, our findings are consistent with recent literature in a developed country context, albeit the effect size of 3.7 pp. is somewhat larger. For instance, Dušek et al. (2022) find that highlighting penalties to speeding offenders in Prague increased speeding ticket payment rates by 2.0 pp. Also, Cranor et al. (2020) found that providing detailed penalty information increased the repayment rate of delinquent taxpayers in Colorado by around 1.5 pp.

Treatment Effect Among Compliers – Local Average Treatment Effect

LATE computes treatment effects only for taxpayers who received the treatment. It is, therefore, expected to (and does) exceed our ITT estimates. Following, e.g., Imbens and Angrist (1994) and Gerber and Green (2012), we estimate LATE using an instrumental variable (IV) regression, the instrument being the original random allocation to the treatment groups. Our LATE estimates are presented in Table 3, panel B, where column 1 is for the basic model; column 2 adds control variables; and column 3 additionally includes a tax office fixed effect.

According to our results (panel B, column 3), among taxpayers who received the treatment, the simplification letter produced the greatest effect on timely penalty settlement, increasing the probability of prompt penalty payment by 5.1 pp., equivalent to a 37 per cent increase relative to the control group. This effect is followed in magnitude by the deterrence letter, which increased the probability of prompt settlement by 4.1 pp. (an increase of 30 per cent). The information letter increased the probability of timely settlement by 1.9 pp. (an increase of 14 per cent). Again, we can distinguish between the effect of the information letter relative to the other two treatments at the five per cent level, but we cannot distinguish statistically between the effects of the simplification and deterrence letters.

5.2. Robustness Checks

We explore the robustness of our results by performing treatment effect heterogeneity analysis across regions; across employed and self-employed taxpayers; and across late filers, late payers, and those taxpayers who both file late and pay late. Our results are reported in Tables 4-6: although each table reports both ITT (columns 1 and 2) and LATE (columns 3 and 4) estimates, we shall focus in the text on the (more conservative) ITT estimates. In almost all cases, the loss of statistical power entailed by splitting the sample renders the treatment effects for the information letter statistically insignificant at conventional levels. We therefore focus on the simplification and deterrence letters, whose effect proves in all cases to be robust to the splits of the sample we consider.

First considering possible regional heterogeneity, in the Indonesian context, the starkest regional differences arise between the island of Java – home to Jakarta, the capital city – and the remaining (less developed) islands. Such regional differences can be informative as to the mediating effect of the level of development. We would expect our findings for Java to approximate results in developed country contexts, whereas results outside of Java might be considered a “purer” indication of effects in less developed environments.

We find (Table 4) that the estimated treatment effects are lower for taxpayers in Java than in the remaining three regions. The level of development, it seems, tends to reduce responsiveness to the letter interventions. Outside Java, the deterrence letter has a treatment effect approximately twice as large as it does inside Java. The differential is larger for the simplification letter, being almost four times as large. Consistent with these findings would be the notion that, in areas with lower levels of formal education, understanding how to pay a penalty is a more prevalent barrier to timely settlement.

< Table 4 here – see p. 24 >

Turning to possible heterogeneity between late filers/payers, recall that our sample comprises of taxpayers fined for late filing only (65 per cent); taxpayers fined for late payment of taxes associated with a filing (6 per cent); and taxpayers fined both for late filing and for late payment (29 per cent). While the late filing attracts a fixed penalty of Rp100,000, the penalty for late payment depends on the amount of tax owed, the extent of lateness, and the applicable penalty interest rate. The median penalty faced by late payers (only) in our sample is Rp11,103 (well below the fine for late filing), while those who file late and pay late face a median penalty of Rp112,408.

The clearest finding from this analysis is for the deterrence letter (Table 5), where the effect size is monotone in the group-average level of penalties. Thus, the lowest effect size is for late payers only, and the highest effect size is for taxpayers who both file late and pay late. The latter effect size is approximately twice as large as for taxpayers who only file late. This pattern of results suggests that emphasising deterrence is increasingly salient the higher are the stakes.

< Table 5 here – see p. 24 >

The last source of heterogeneity we explore is by employment status. We split taxpayers into employees and non-employees (i.e., self-employed), as classified by the DJP. As employees commonly have their income tax withheld by their employer, they typically contact the tax office only rarely. By contrast, non-employees engage in regular income tax return filing. Therefore, one might expect non-employees to be more accustomed to tax procedures. Somewhat confounding this expectation, however, non-employees respond more strongly to the simplification letter than employees (Table 6). Both taxpayer types respond to the deterrence letter similarly.

< Table 6 here – see p. 25 >

5.3. Cost-Benefit Analysis

Cost-benefit analysis compares the net benefit of an intervention to its cost. A ratio of 1:1 indicates that the net benefit equals its cost.¹⁶ Policymakers can use this measure to compare intervention outcomes and surmise the potential net benefit from scaling-up the most gainful intervention.

We summarise the comparison of the costs and benefits of the trial in Table 7. We base our figures on the average fine of \$6.50 fine per taxpayer in our sample. To calculate potential revenue under each treatment, we multiply the predicted probability of timely settlements by the sample size (10,067 taxpayers), assuming all settlements are by cash payment.¹⁷ The total benefit per taxpayer allows for a reduction in printing and delivering warning letters, worth an estimated \$0.70 per taxpayer.

< Table 7 here – see p. 25 >

¹⁶ Net benefit is the benefit of sending the intervention letter (including additional revenue and reduction of cost of performing heightened collection efforts) after taking into account the cost of the intervention.

¹⁷ The predicted probabilities of timely settlement are those from the ITT analysis of Section 4.

The treatments result in yield-to-cost ratios (Table 7) of 20:2 (10:1) for the simplification letter; 19:2 for the deterrence letter, and 13:2 for the information letter. According to these ratios, deterrence and simplification nudges are highly cost-effective. For these two nudges, the ratios achieved exceed the 8:1 ratio reported by Gould and Rablen (2020) for traditional audit-based enforcement programs in the UK. Also, the benefit-to-cost ratio for deterrence is higher than the equivalent ratio of a little under 4:1 that Sinning and Zhang (2023) report in their experiment on speeding ticket compliance in Australia.

6. Concluding Remarks and Policy Recommendations

We study the effect of behavioural nudges among more than 10,000 taxpayers issued tax penalties. We perform the study in Indonesia where – as we anticipate is the case in many developing countries – extant levels of timely penalty settlement are low. In this context, we provide novel evidence of the effect of deterrence and non-deterrence (information and simplification) letters on the timely settlement of tax penalties.

Economic theory has long emphasised the important role of deterrence and its effective communication. And, like many prior studies, we indeed observe that communicating deterrence improves settlement rates. Perhaps more surprising, but nonetheless in line with recent evidence, is that – although the effects of the simplification letter are difficult to distinguish statistically from those of the deterrence letter – the balance of evidence points to simplification being the most effective of the intervention letters. Based on our cost-benefit analysis, were the DJP to send 100,000 simplification letters, this would generate a net benefit of approximately Rp3.7 billion (relative to only sending the standard Notice of Tax Penalties).

Both the simplification and deterrence treatments are found to statistically outperform the information treatment, although all three treatments increase the timely settlement of penalties at conventional significance levels. As information letters have proved highly effective in some other contexts, however, we echo the observation (e.g., Luttmer and Singhal, 2014; Sunstein, 2017; Dušek et al., 2022) that a central question for the nudge literature going forward must be to develop a coherent understanding of why nudges work in some contexts but fail in others. Dušek et al. (2022) interpret nudges as inducing an updating of prior beliefs. Nudges work when belief updating occurs in the desired direction and to a sufficient degree.

If Dušek et al. (2022) are right, the belief updating induced by a nudge will be a function of both the characteristics of the nudge and the characteristics of the initial environment into which it is introduced. Qualitative interviews we conducted before data collection highlighted

extant weaknesses relating to the clarity of the Notice of Tax Penalties, with respondents reporting confusion about how they were supposed to react to it. Thus, the strong findings we report for simplification may partly owe to the weakness of the initial conditions in which the nudge was applied.

References

- Abeler, J., and Jäger, S. (2015). Complex tax incentives. *American Economic Journal: Economic Policy*, 7(3), 1–28.
- Allingham, M. G., and Sandmo, A. (1972). Income tax evasion: A theoretical analysis. *Journal of Public Economics*, 1(3), 323–338.
- Alm, J. (2019). What motivates tax compliance? *Journal of Economic Surveys*, 33(2), 353–388.
- Antinyan, A., and Asatryan, Z. (2020). Nudging for tax compliance: A meta-analysis. *CESifo Working Paper 8500*.
- Arnold, J. M., Brys, B., Heady, C., Johansson, Å., Schweltnus, C., and Vartia, L. (2011). Tax policy for economic recovery and growth. *Economic Journal*, 121(550), F59–F80.
- Benzarti, Y. (2020). How taxing is tax filing? Using revealed preferences to estimate compliance costs. *American Economic Journal: Economic Policy*, 12(4), 38–57.
- Besley, T., and Perrson, T. (2013). Taxation and development. In A. Auerbach, R. Chetty, M. Feldstein, and E. Saez (eds.), *Handbook of Public Economics*, Amsterdam: Elsevier.
- Bicchieri, C., and Dimant, E. (2022). Nudging with care: The risks and benefits of social information. *Public Choice*, 191(3), 443–464.
- Biddle, N., Fels, K. M., and Sinning, M. (2018). Behavioral insights on business taxation: Evidence from two natural field experiments. *Journal of Behavioral and Experimental Finance*, 18, 30–49.
- Bott, K. M., Cappelen, A. W., Sørensen, E. Ø., and Tungodden, B. (2020). You’ve got mail: A randomised field experiment on tax evasion. *Management Science*, 66(7), 2801–2819.
- Bruhn, M., and McKenzie, D. (2009). In pursuit of balance: Randomisation in practice in development field experiments. *American Economic Journal: Applied Economics*, 1(4), 200–232.
- Carrillo, P., Pomeranz, D., and Singhal, M. (2017). Dodging the taxman: Firm misreporting and limits to tax enforcement. *American Economic Journal: Applied Economics*, 9(2), 144–164.
- Castro, L., and Scartascini, C. (2015). Tax compliance and enforcement in the Pampas: Evidence from a field experiment. *Journal of Economic Behavior & Organization*, 116, 65–82.
- Chetty, R., Mobarak, M. and Singhal, M. (2014). *Increasing Tax Compliance through Social Recognition*. Policy brief 31101, London: International Growth Centre.

- Chetty, R., and Saez, E. (2013). Teaching the tax code: Earnings responses to an experiment with EITC recipients. *American Economic Journal: Applied Economics*, 5(1): 1–31.
- Chirico, M., Inman, R., Loeffler, C., MacDonald, J., and Sieg, H. (2019). Deterring property tax delinquency in Philadelphia: An experimental evaluation of nudge strategies. *National Tax Journal*, 72(3), 479–506.
- Coleman, S. (1997). Income tax compliance: A unique experiment in Minnesota. *Government Finance Review*, 13(2), 11–15.
- Congiu, L. and Moscati, I. (2022). A review of nudges: Definitions, justifications, effectiveness. *Journal of Economic Surveys*, 36(1), 188–213.
- Cranor, T., Goldin, J., Homonoff, T., and Moore, L. (2020). Communicating tax penalties to delinquent taxpayers: Evidence from a field experiment. *National Tax Journal*, 73(2), 331–285.
- Del Carpio, L. (2013). Are the neighbors cheating? Evidence from a social norm experiment on property taxes in Peru. Mimeo.
- DellaVigna, S., and Linos, E. (2022). RCTs to scale: Comprehensive evidence from two nudge units. *Econometrica*, 90(1), 81–116.
- De Neve, J. E., Imbert, C., Spinnewijn, J., Tsankova, T., and Luts, M. (2021). How to improve tax compliance? Evidence from population-wide experiments in Belgium. *Journal of Political Economy*, 129(5), 1425–1463.
- DJP (2020). *2019 Annual Report*. Jakarta: Directorate General of Taxes of the Republic of Indonesia.
- Dušek, L., Pardo, N., and Traxler, C. (2022). Salience, incentives, and timely compliance: Evidence from speeding tickets. *Journal of Policy Analysis and Management*, 41(2), 426–449.
- Dwenger, N., Kleven, H., Rasul, I., and Rincke, J. (2016). Extrinsic and intrinsic motivations for tax compliance: Evidence from a field experiment in Germany. *American Economic Journal: Economic Policy*, 8(3), 203–232.
- Fels, K. M. (in press). Who nudges whom? Expert opinions on behavioural field experiments with public partners, *Behavioural Public Policy*.
- Fjeldstad, O., and Moore, M. (2008). Tax reform and state-building in a globalised world. In D. Brautigam, O. Fjeldstad, and M. Moore (Eds.), *Taxation and State-Building in Developing Countries: Capacity and Consent* (pp. 235-260). Cambridge: Cambridge University Press.
- Gemmell, N., and Ratto, M. (2018). The effects of penalty information on tax compliance: Evidence from a New Zealand field experiment. *National Tax Journal*, 71(3), 547–588.
- Gerber, A. S., and Green, D. P. (2012). *Field Experiments: Design, Analysis, and Interpretation, 1st Ed.*, New York: W. W. Norton.
- Gillitzer, C., and Sinning, M. (2020). Nudging businesses to pay their taxes: Does timing matter? *Journal of Economic Behavior and Organization*, 169, 284–300.
- Gould, M., and Rablen, M. D. (2020). Voluntary disclosure schemes for offshore tax evasion. *International Tax Public Finance*, 27, 805–831.

- Hallsworth, M., List, J. A., Metcalfe, R. D., and Vlaev, I. (2017). The behavioralist as tax collector: Using natural field experiments to enhance tax compliance. *Journal of Public Economics*, 148, 14–31.
- Hashimzade, N., Myles, G. D., and Tran-Nam, B. (2013). Applications of behavioural economics to tax evasion. *Journal of Economic Surveys*, 27(5), 941–977.
- Haynes, L. C., Green, D. P., Gallagher, R., John, P., and Torgerson, D. J. (2013). Collection of delinquent penalties: An adaptive randomised trial to assess the effectiveness of alternative text messages. *Journal of Policy Analysis and Management*, 32(4), 718–730.
- Holz, J. E., List, J. A., Zentner, A., Cardoza, M., and Zentner, J. (2020). The \$100 million nudge: Increasing tax compliance of businesses and the self-employed using a natural field experiment. Working Paper 27666, National Bureau of Economic Research.
- Hoopes, J. L., Reck, D. H., and Slemrod, J. (2015). Taxpayer search for information: Implications for rational attention. *American Economic Journal: Economic Policy*, 7(3), 177–208.
- Hoy, C., McKenzie, L., and Sinning, M. (forthcoming). Improving tax compliance without increasing revenue: Evidence from population-wide randomised controlled trials in Papua New Guinea. *Economic Development and Cultural Change*.
- Imbens, G. W., and Angrist, J. D. (1994). Identification and estimation of local average treatment effects. *Econometrica*, 62(2), 467–475.
- Internal Revenue Service (2019). *Federal Tax Compliance Research: Tax Gap Estimates for Tax Years 2011–2013*. Publication 1415 (Rev. 9-2019), Washington, DC: Internal Revenue Service.
- Jamison, J. C., Mazar, N., and Sen, I. (2021). Applying behavioral insights to tax compliance: Experimental evidence from Latvia. *Journal of Tax Administration*, 6(2).
- John, P., and Blume, T. (2018). How best to nudge taxpayers? The impact of message simplification and descriptive social norms on payment rates in a Central London local authority. *Journal of Behavioral Public Administration*, 1(1), 1–11.
- Kahneman, D. (2012). *Thinking Fast and Slow*. London: Penguin Books.
- Kleven, H. J., Knudsen, M. B., Kreiner, C. T., Pedersen, S., and Saez, E. (2011). Unwilling or unable to cheat? Evidence from a tax audit experiment in Denmark. *Econometrica*, 79(3), 651–692.
- Kleven, H. J., and Kopczuk, W. (2011). Transfer program complexity and the take-up of social benefits. *American Economic Journal: Economic Policy*, 3(1), 54–90.
- López-Luzuriaga, A., and Scartascini, C. (2019). Compliance spillovers across taxes: The role of penalties and detection. *Journal of Economic Behavior & Organization*, 164, 518–534.
- Luttmer, E. F. P., and Singhal, M. (2014). Tax morale. *Journal of Economic Perspectives*, 28(4), 149–168.
- Maier, M., Bartoš, F., Stanley, T. D., Shanks, D. R., Harris, A. J. L., and Wagenmakers, E.-J. (2022). No evidence for nudging after adjusting for publication bias. *Proceedings of the National Academy of Sciences*, 119(31), e2200300119.

- Mascagni, G. (2018). From the lab to the field: A review of tax experiments. *Journal of Economic Surveys*, 32(2), 273–301.
- Mascagni, G. and Nell, C. (2022). Tax compliance in Rwanda: Evidence from a message field experiment. *Economic Development and Cultural Change*, 70(2), 587–623.
- Meiselman, B. (2018). Ghostbusting in Detroit: Evidence on non-filers from a controlled field experiment. *Journal of Public Economics*, 158(2), 180–193.
- Milkman, K. L., Patel, M. S., Gandhi, L., Graci, H. N., Gromet, D. M., Ho, H., ..., and Duckworth, A. L. (2021). A megastudy of text-based nudges encouraging patients to get vaccinated at an upcoming doctor’s appointment. *Proceedings of the National Academy of Sciences*, 118(20), e2101165118.
- Mogollon, M., Ortega, D., and Scartascini, C. (2023). Who’s calling? The effect of phone calls and personal interaction on tax compliance. *International Tax and Public Finance*, 28(6), 1302–1328.
- Ortega, D., and Scartascini, C. (2020). Don’t blame the messenger: The delivery method of a message matters. *Journal of Economic Behavior & Organization*, 170, 286–300.
- Persian, R., Prastuti, G., Adityawarman, Bogiatzis-Gibbons, D., Kurniawan, M. H., Subroto, G., Mustakim, M., Subroto, G., Scheunemann, L., Gandy, K. and Sutherland, A. (2023). Behavioural prompts to increase early filing of tax returns: A population-level randomised controlled trial of 11.2 million taxpayers in Indonesia. *Behavioural Public Policy*, 7(3), 701–720.
- Pomeranz, D. (2015). No taxation without information: Deterrence and self-enforcement in the value added tax. *American Economic Review*, 105(8), 2539–2569.
- Pomeranz, D., and Vila-Belda, J. (2019). Taking state-capacity research to the field: Insights from collaborations with tax authorities. *Annual Review of Economics*, 11(1), 755–781.
- Robitaille, N., House, J., and Mazar, N. (2021). Effectiveness of planning prompts on organisations’ likelihood to file their overdue taxes: A multi-wave field experiment. *Management Science*, 67(7), 4327–4340.
- Rogers T., Milkman, K. L., John, L. K., and Norton, M. I. (2015). Beyond good intentions: Prompting people to make plans improves follow-through on important tasks. *Behavioral Science & Policy*, 1(2), 33–41.
- Santoro, F. and Mascagni, G. (2023). Visual nudges: How deterrence and equity shape tax compliance attitudes and behaviour in Rwanda, *Journal of Behavioral and Experimental Economics*, 102118.
- Shimeles, A., Gurara, D. Z., and Woldeyes, F. (2017). Taxman’s dilemma: Coercion or persuasion? Evidence from a randomised field experiment in Ethiopia. *American Economic Review*, 107(5), 420–424.
- Silva, A., and John, P. (2017). Social norms don’t always work: An experiment to encourage more efficient fees collection for students. *PLoS One*, 12(5), e0177354.
- Sinning, M., and Zhang, Y. (2023). Social norms or enforcement? A natural field experiment to improve traffic and parking fine compliance. *Journal of Economic Behavior & Organization*, 210, 43–60.
- Slemrod, J. (2019). Tax compliance and enforcement. *Journal of Economic Literature*, 57(4), 904–954.

- Slemrod, J., Blumenthal, M., and Christian, C. (2001). Taxpayer response to an increased probability of audit: Evidence from a controlled experiment in Minnesota. *Journal of Public Economics*, 79(3), 455–483.
- Suharnoko, B., Castaneda Nunez, J. L., Chairunissa, T. F., Farid, M. N., Poerwanto, J., and Wirapati, B. A. (2020). *Applying Behavioral Insights to Promote SME Tax Compliance in Indonesia: Activity Report*. Washington, DC: World Bank Group.
- Sunstein, C. R. (2017). Nudges that fail. *Behavioural Public Policy*, 1(1), 4–25.
- Thaler, R. H., and Sunstein, C. R. (2008). *Nudge: Improving Decisions about Health, Wealth, and Happiness*. New Haven: Yale University Press.

Tables

Table 1: Treatment Design and Assignment

Treatment Type	Main Message	Potential Mechanism	N
Control	No intervention letter attached		5,085
Deterrence	Failure to settle the NTP before the deadline may result in heightened actions by the DJP	- Loss aversion - Salience	1,627
Information	States the taxpayer's outstanding NTP balance and ways to settle the NTP	- Inattention - Complete information	1,721
Simplification	Lists the billing codes needed to pay the NTP and the procedure to generate billing codes	- Relax information constraints - Simplify complex procedures	1,634
Total			10,067

Table 2: Taxpayer Characteristics Summary Statistics and Balance Test Result

	Control (N = 5,085)	Deterrence (N = 1,627)	Information (N = 1,721)	Simplification (N = 1,634)	p-value
Age of Taxpayer (years)					0.803
1: 0-19	42 (0.8%)	17 (1.0%)	14 (0.8%)	7 (0.4%)	
2: 20-29	748 (14.7%)	235 (14.4%)	259 (15.0%)	253 (15.5%)	
3: 30-39	1,246 (24.5%)	377 (23.2%)	419 (24.3%)	377 (23.1%)	
4: 40-49	1,188 (23.4%)	400 (24.6%)	430 (25.0%)	409 (25.0%)	
5: >50	1,861 (36.6%)	598 (36.8%)	599 (34.8%)	588 (36.0%)	
Years Registered					0.776
1: 0-2	774 (15.2%)	246 (15.1%)	271 (15.7%)	244 (14.9%)	
2: >2-5	839 (16.5%)	274 (16.8%)	294 (17.1%)	274 (16.8%)	
3: >5-7	403 (7.9%)	114 (7.0%)	141 (8.2%)	128 (7.8%)	
4: >7	3,069 (60.4%)	993 (61.0%)	1,015 (59.0%)	988 (60.5%)	
Occupation					0.983
0: Employee	2,760 (54.3%)	891 (54.8%)	934 (54.3%)	884 (54.1%)	
1: Non-employee	2,325 (45.7%)	736 (45.2%)	787 (45.7%)	750 (45.9%)	
Strategic Taxpayer Status					0.592
0: No	5,040 (99.1%)	1,617 (99.4%)	1,707 (99.2%)	1,624 (99.4%)	
1: Yes	45 (0.9%)	10 (0.6%)	14 (0.8%)	10 (0.6%)	
VAT Taxpayer Status					0.341
0: No	5036 (99.0%)	1617 (99.4%)	1711 (99.4%)	1620 (99.1%)	
1: Yes	49 (1.0%)	10 (0.6%)	10 (0.6%)	14 (0.9%)	

Table 2 (Continued): Taxpayer Characteristics Summary Statistics and Balance Test Result

	Control (N = 5,085)	Deterrence (N = 1,627)	Information (N = 1,721)	Simplification (N = 1,634)	p-value
Distance from Tax Office (km)					0.597
1: 0-5	827 (16.3%)	246 (15.1%)	299 (17.4%)	288 (17.6%)	
2: >5-10	1,265 (24.9%)	414 (25.4%)	426 (24.8%)	392 (24.0%)	
3: >10-15	718 (14.1%)	237 (14.6%)	243 (14.1%)	225 (13.8%)	
4: >15	2,275 (44.7%)	730 (44.9%)	753 (43.8%)	729 (44.6%)	
Last Year Tax Return Filing Channel					0.765
1: No Report	1,239 (24.4%)	379 (23.3%)	441 (25.6%)	414 (25.3%)	
2: Electronic	3,417 (67.2%)	1,124 (69.1%)	1,136 (66.0%)	1,082 (66.2%)	
3: Hardcopies	429 (8.4%)	124 (7.6%)	144 (8.4%)	138 (8.4%)	
Reported Annual Taxable Income (Rp m.)					0.828
1: 0	3,415 (67.2%)	1,104 (67.9%)	1,154 (67.1%)	1,108 (67.8%)	
2: 1-50	242 (4.8%)	83 (5.1%)	86 (5.0%)	75 (4.6%)	
3: 51-250	703 (13.8%)	205 (12.6%)	233 (13.5%)	231 (14.1%)	
4: 251-500	218 (4.3%)	73 (4.5%)	70 (4.1%)	78 (4.8%)	
5: >500	507 (10.0%)	162 (10.0%)	178 (10.3%)	142 (8.7%)	
Annual Tax Payment (Rp m.)					0.711
1: 0	2,977 (58.5%)	984 (60.5%)	1,004 (58.3%)	963 (58.9%)	
2: >0-2.5	940 (18.5%)	280 (17.2%)	296 (17.2%)	281 (17.2%)	
3: >2.5-30	877 (17.2%)	273 (16.8%)	335 (19.5%)	298 (18.2%)	
4: >30-62.5	140 (2.8%)	45 (2.8%)	39 (2.3%)	46 (2.8%)	
5: >62.5	151 (3.0%)	45 (2.8%)	47 (2.7%)	46 (2.8%)	
Total Unpaid Penalties (Rp)					0.928
1: 0	2,976 (58.5%)	969 (59.6%)	987 (57.4%)	945 (57.8%)	
2: >0-Avg. Monthly Pmt.	493 (9.7%)	132 (8.1%)	183 (10.6%)	170 (10.4%)	
3: >Avg. Monthly Pmt.	1,616 (31.8%)	526 (32.3%)	551 (32.0%)	519 (31.8%)	
Audited Status					0.725
0: No	4,980 (97.9%)	1,586 (97.5%)	1,685 (97.9%)	1,597 (97.7%)	
1: Yes	105 (2.1%)	41 (2.5%)	36 (2.1%)	37 (2.3%)	

Summary statistics: Number of taxpayers and proportion (in parentheses). *P-values* indicate the results from the balance test (one-way ANOVA) for each baseline characteristic across treatment groups.

Table 3: Treatment Effect Estimates

Panel A – Intention to Treat			
	(1)	(2)	(3)
Deterrence	0.037*** (0.011)	0.039*** (0.011)	0.037*** (0.012)
Information	0.015 (0.01)	0.014 (0.01)	0.017* (0.01)
Simplification	0.046*** (0.011)	0.045*** (0.011)	0.045*** (0.015)
Constant	0.139*** (0.005)	0.113*** (0.039)	-0.082 (0.053)
Test: Deterrence vs. Information	0.081	0.037	0.047
Test: Deterrence vs. Simplification	0.502	0.703	0.334
Test: Information vs. Simplification	0.015	0.013	0.023
Taxpayer Characteristics	NO	YES	YES
Tax Office Fixed Effect	NO	NO	YES
Control Group Mean	0.139	0.139	0.139
R-Squared	0.003	0.041	0.102
N	10,067	10,067	10,067
Panel B – Local Average Treatment Effect			
	(1)	(2)	(3)
Deterrence	0.041*** (0.012)	0.044*** (0.012)	0.041*** (0.013)
Information	0.017 (0.012)	0.015 (0.011)	0.019* (0.011)
Simplification	0.052*** (0.013)	0.050*** (0.012)	0.051*** (0.015)
Constant	0.140*** (0.005)	0.113*** (0.039)	-0.083 (0.052)
Test: Deterrence vs. Information	0.085	0.039	0.031
Test: Deterrence vs. Simplification	0.480	0.678	0.278
Test: Information vs. Simplification	0.015	0.014	0.010
Taxpayer Characteristics	NO	YES	YES
Tax Office Fixed Effect	NO	NO	YES
Control Group Mean	0.139	0.139	0.139
R-Squared	0.004	0.043	0.102
N	10,067	10,067	10,067

Outcome: Settlement within 37 days of issuance. Taxpayer characteristics are per Table 2. The table reports p-values associated with the F-test for equality of treatment effects across the experimental groups (Deterrence vs. Information, Deterrence vs. Simplification, and Information vs. Simplification, respectively). Panel A reports the results from a linear probability model, while Panel B reports the results from instrumental variable regressions. Robust standard errors are in parentheses. * $p < 0.1$, ** $p < 0.05$, and *** $p < 0.01$.

Table 4: Treatment Effect by Region

	ITT		LATE	
	Java (1)	Others (2)	Java (3)	Others (4)
Deterrence	0.03** (0.013)	0.059*** (0.018)	0.034** (0.015)	0.062*** (0.019)
Information	0.015 (0.013)	0.011 (0.017)	0.017 (0.014)	0.012 (0.018)
Simplification	0.023* (0.013)	0.087*** (0.019)	0.026* (0.015)	0.095*** (0.02)
Constant	0.089** (0.04)	0.145 (0.127)	0.089** (0.04)	0.144 (0.126)
R-Squared	0.0469	0.0687	0.0481	0.0675
N	6,782	3,285	6,782	3,285

Outcome: Settlement within 37 days of issuance. Columns 1 and 2 are estimated using a linear probability model. Columns 3 and 4 are estimated using an instrumental variable regression. All estimations include taxpayer characteristics (per Appendix 5) as controls. Robust standard errors are in parentheses. * $p < 0.1$, ** $p < 0.05$, and *** $p < 0.01$.

Table 5: Treatment Effect by Late Filers/Late Payers/Late Filers and Payers

	ITT			LATE		
	Late Payment Only (1)	Late Filing Only (2)	Late Payment and Filing (3)	Late Payment Only (4)	Late Filing Only (5)	Late Payment and Filing (6)
Deterrence	0.02 (0.053)	0.032*** (0.012)	0.061*** (0.023)	0.025 (0.062)	0.035*** (0.013)	0.071*** (0.026)
Information	0.073 (0.05)	0.008 (0.011)	0.021 (0.021)	0.092 (0.062)	0.009 (0.012)	0.024 (0.025)
Simplification	0.007 (0.049)	0.05*** (0.013)	0.044** (0.022)	0.009 (0.056)	0.055*** (0.014)	0.051** (0.026)
Constant	0.258 (0.376)	0.071* (0.042)	0.237** (0.114)	0.253 (0.367)	0.072* (0.041)	0.233** (0.113)
R-Squared	0.104	0.0228	0.0686	0.1028	0.0256	0.0676
N	584	6,588	2,895	584	6,588	2,895

Outcome: Settlement within 37 days of issuance. Columns 1, 2, and 3 are estimated using a linear probability model. Columns 4, 5 and 6 are estimated using an instrumental variable regression. All estimations include taxpayer characteristics (per Appendix 5) as controls. Robust standard errors are in parentheses. * $p < 0.1$, ** $p < 0.05$, and *** $p < 0.01$.

Table 6: Treatment Effect by Taxpayer Occupation

	ITT		LATE	
	Employees (1)	Non-employee (2)	Employees (3)	Non-employee (4)
Deterrence	0.039*** (0.015)	0.039** (0.016)	0.043*** (0.016)	0.044** (0.018)
Information	0.012 (0.014)	0.013 (0.015)	0.014 (0.015)	0.014 (0.017)
Simplification	0.03** (0.015)	0.062*** (0.016)	0.033** (0.016)	0.069*** (0.018)
Constant	0.163 (0.1)	0.044 (0.04)	0.162 (0.099)	0.044 (0.04)
R-Squared	0.0507	0.0419	0.0525	0.0414
N	5,469	4,598	5,478	4,659

Outcome: Settlement within 37 days of issuance. Columns 1 and 2 are estimated using a linear probability model. Columns 3 and 4 are estimated using an instrumental variable regression. All estimations include taxpayer characteristics (per Appendix 5) as controls. Robust standard errors are in parentheses. * $p < 0.1$, ** $p < 0.05$, and *** $p < 0.01$.

Table 7: Cost-Benefit Analysis of The Intervention (US \$)

	(1) Control	(2) Deterrence	(3) Information	(4) Simplification
N	10,067	10,067	10,067	10,067
Prompt Payment Probability (%)	13.9	17.6	15.6	18.4
Amount of timely payments	1,400	1,770	1,570	1,850
The average value of NTP ¹	6.5	6.5	6.5	6.5
Total revenue	9,300	11,800	10,500	12,400
Direct benefit ²		2,500	1,200	3,100
Direct benefit/taxpayer		1.4	0.8	1.7
+ reduction in warning letter ³		0.7	0.7	0.7
Total benefit		2.1	1.5	2.4
- Cost of intervention ⁴		0.2	0.2	0.2
Net benefit per taxpayer		1.9	1.3	2.2
Benefit-cost ratio		9.5:1	6.5:1	11:1

¹Based on the late tax return filing penalty for individual taxpayers of Rp100,000 (\$6.50).

²Difference between treatment and control, e.g., (2) – (1) or (3) – (1).

³Consists of the cost of printing and postage of warning letter.


⁴Only consists of the cost of printing the intervention letter; no additional delivery cost is required because the tax office must send the NTP regardless of the intervention.

⁵\$1 = Rp15,500.


Appendix 1

Example of Standard Notice of Tax Penalties (in Indonesian and English)

Page 1 - In Indonesian

	KEMENTERIAN KEUANGAN REPUBLIK INDONESIA DIREKTORAT JENDERAL PAJAK KANTOR PELAYANAN PAJAK	
SURAT TAGIHAN PAJAK PAJAK PENGHASILAN		
Nomor : Masa/Tahun Pajak :	Tanggal Penerbitan : Tanggal Jatuh Tempo :	
I. Telah dilakukan penelitian/pemeriksaan/pemeriksaan ulang ¹⁾ atas pelaksanaan kewajiban Pajak Penghasilan: Nama Wajib Pajak : NPWP :		
II. Dari penelitian/pemeriksaan/pemeriksaan ulang ¹⁾ tersebut di atas, jumlah yang masih harus dibayar adalah sebagai berikut:		
1. Angsuran Pajak/Pokok Pajak yang harus dibayar 2. Telah dibayar 3. Kurang dibayar (1-2) 4. Sanksi Administrasi:		Rp/US\$ ¹⁾ Rp/US\$ ¹⁾ Rp/US\$ ¹⁾
a. Denda Pasal 7 Undang-Undang No 6 Tahun 1983 tentang Ketentuan Umum dan Tata Cara Perpajakan sebagaimana telah beberapa kali diubah terakhir dengan Undang-Undang Nomor 11 Tahun 2020 (KUP) atas keterlambatan Penyampalan Surat Pemberitahuan (SPT) Masa/Tahunan ¹⁾ b. Bunga Pasal 8 (2) KUP atas pembetulan SPT Tahunan yang mengakibatkan utang pajak menjadi lebih besar c. Bunga Pasal 8 (2a) KUP atas pembetulan SPT Masa PPh Pasal ... yang mengakibatkan utang pajak menjadi lebih besar d. Bunga Pasal 9 (2a) KUP atas pembayaran atau penyetoran pajak yang dilakukan setelah tanggal jatuh tempo pembayaran atau penyetoran pajak yang terutang untuk suatu saat atau Masa Pajak e. Bunga Pasal 9 (2b) KUP atas pembayaran atau penyetoran pajak yang dilakukan setelah tanggal Jatuh tempo penyampalan SPT Tahunan f. Bunga Pasal 14 (3) KUP atas PPh dalam tahun berjalan tidak atau kurang dibayar; atau atas kekurangan pembayaran pajak akibat salah tulis dan/atau salah hitung Bunga Pasal 19 (3) KUP. Dalam hal Wajib Pajak yang diperbolehkan menunda penyampaian SPT tahunan, atas kekurangan pembayaran pajak akibat penghitungan pajak sementara pajak terutang kurang dari jumlah pajak yang sebenarnya terutang h. Jumlah sanksi administrasi (a+b+c+d+e+f+g)	Rp/US\$ ¹⁾ Rp/US\$ ¹⁾ Rp/US\$ ¹⁾ Rp/US\$ ¹⁾ Rp/US\$ ¹⁾ Rp/US\$ ¹⁾ Rp/US\$ ¹⁾ Rp/US\$ ¹⁾ Rp/US\$ ¹⁾	
5. Jumlah yang masih harus dibayar (3+4.h)		Rp/US\$ ¹⁾
Terbilang :		
Lakukan pembayaran sebelum tanggal jatuh tempo. Apabila sampai dengan tanggal jatuh tempo belum dilakukan pembayaran, akan dilakukan penagihan pajak dengan Surat Paksa.		
Kepada	a.n. Direktur Jenderal Pajak Kepala Kantor/ Kepala Seksi ²⁾	
F.5.1.23.		

Page 2 - In English

	MINISTRY OF FINANCE OF THE REPUBLIC OF INDONESIA DIRECTORATE GENERAL OF TAXES TAX OFFICE <NAME>		
NOTICE OF TAX PENALTIES INCOME TAXES			
Number : Month/Tax Year :	Issuing Date : Due Date :		
I. An <assessment/audit/reaudit> has been conducted on tax obligation of: Taxpayer's Name : Tax Identification Number :			
II. From the <assessment/audit/reaudit> that has been done, the total tax penalties that must be paid is:			
1. Tax Instalment/Tax Principal that must be paid 2. Has been paid 3. Underpayment (1-2) 4. Administrative Penalties: a. Fine – Art. 7 Law No. 6/1983 regarding General Provisions and Taxation Procedures (GTP) that has been changed recently with Law No. 11/2020 on Monthly/Annual Income Tax Return Late Filing b. Interest – Art. 8 (2) (GTP) Annual Income Tax Return Amendment, which resulted in higher underpaid taxes c. Interest – Art. 8 (2a) (GTP) Monthly Income Tax Return Amendment, which resulted in higher underpaid taxes d. Interest – Art. 9 (2a) (GTP) Monthly Income Tax Late Payment e. Interest – Art. 9 (2b) (GTP) Annual Income Tax Late Payment f. Interest – Art. 14 (3) (GTP) Unpaid or underpaid taxes; or underpaid taxes due to miscalculation/mistyping g. Interest – Art. 19 (3) (GTP) Underpaid taxes due to difference in temporary and real calculation for taxpayers extending the annual income tax return filing h. Total administrative penalties 5. Total underpayment and administrative penalties that must be paid (3 + 4h)		Rp/US\$ ¹⁾ Rp/US\$ ¹⁾ Rp/US\$ ¹⁾ Rp/US\$ ¹⁾ Rp/US\$ ¹⁾ Rp/US\$ ¹⁾ Rp/US\$ ¹⁾ Rp/US\$ ¹⁾ Rp/US\$ ¹⁾ Rp/US\$ ¹⁾ Rp/US\$ ¹⁾ Rp/US\$ ¹⁾ Rp/US\$ ¹⁾ Rp/US\$ ¹⁾ Rp/US\$ ¹⁾ Rp/US\$ ¹⁾ Rp/US\$ ¹⁾	
In words:			
Pay before the due date. Any overdue will be followed up by using reprimand letter (distress warrant).			
To:	for Director General of Taxes Head of Office/ Head of Section ³⁾		
F.5.1.23.			

Page 2 - In Indonesian

SURAT TAGIHAN PAJAK PAJAK PENGHASILAN	
Nomor :	
Masa/Tahun Pajak :	
Tanggal Penerbitan :	
Tanggal Jatuh Tempo :	

Nama Wajib Pajak :
NPWP :

No.	URAIAN	JUMLAH RUPIAH/US\$ ¹⁾ MENURUT	
		WAJIB PAJAK	FISKUS
1	Angsuran Pajak/Pokok Pajak yang harus dibayar		
2	Telah dibayar		
3	Kurang dibayar (1-2)		
4	Sanksi Administrasi:		
	a. Denda Pasal 7 KUP		
	b. Bunga Pasal 8 (2) KUP		
	c. Bunga Pasal 8 (2a) KUP		
	d. Bunga Pasal 9 (2a) KUP		
	e. Bunga Pasal 9 (2b) KUP		
	f. Bunga Pasal 14 (3) KUP		
	g. Bunga Pasal 19 (3) KUP		
	h. Jumlah sanksi administrasi (a+b+c+d+e+f+g)		
5	Jumlah yang masih harus dibayar (3+4.h)		

1) Coret yang tidak perlu

F.5.1.23

Page 2 - In English

NOTICE OF TAX PENALTIES INCOME TAXES	
Number :	
Month/Tax Year :	
Issuing Date :	
Due Date :	

Taxpayer's Name :
Tax Identification Number :

No.	Description	Amount (Rp/US\$ ¹⁾ According to	
		Taxpayer	Tax Officer
1.	Tax Instalment/Tax Principal that must be paid		
2.	Has been paid		
3.	Underpayment (1-2)		
4.	a. Fine – Art. 7 b. Interest – Art. 8 (2) c. Interest – Art. 8 (2a) d. Interest – Art. 9 (2a) e. Interest – Art. 9 (2b) f. Interest – Art. 14 (3) g. Interest – Art. 19 (3) h. Total Administrative Penalties (a+b+c+d+e+f+g)		
5.	Total underpayment and administrative penalties that must be paid (3 + 4h)		

F.5.1.23

Appendix 2

Intervention Letters (in Indonesian and English)

Deterrence - In Indonesian

Yth. Saudara <Nama WP>
<Alamat WP>

Saudara mendapatkan Surat Tagihan Pajak (STP)


STP dapat diterbitkan karena: > Terlambat atau tidak lapor Surat Pemberitahuan (SPT) > Terlambat atau tidak melakukan pembayaran/penyetoran pajak	Nilai STP RpXXX
--	---------------------------

Semoga Saudara selalu dalam keadaan sehat dan mendapatkan kelancaran dalam segala aktivitas. Berikut rincian STP yang diterbitkan:

No.	No. STP	Jenis Sanksi	Jenis Pajak	Masa/Tahun	Jumlah	Jatuh Tempo
XX	XXX	XXX	XXX	XXX	Rp XXX	XXX


Apa yang harus saya lakukan?
Segera lunasi STP sebelum tanggal jatuh tempo.

Gunakan kode billing untuk melakukan pembayaran di bank/kantor pos persepsi. Jika belum memiliki kode billing, buat kode billing terlebih dahulu dengan cara seperti tercetak di halaman belakang surat ini.



 **Apabila Surat Tagihan Pajak (STP) tidak dilunasi tepat waktu,**
Akan ditindaklanjuti dengan tindakan penagihan aktif (penerbitan Surat Paksa, Penyitaan, Pelelangan, Blokir Rekening, Pencegahan ke Luar Negeri, atau Penyanderaan).

Memerlukan informasi dan bantuan?
Hubungi kami pada hari dan jam kerja:

<Nama AR> (Account Representative)
Kantor Pelayanan Pajak Pratama <Nama KPP>
<Alamat KPP>
<Telepon KPP>
<Whatsapp KPP>

KIRIM PESAN

WHATSAPP

 
1500200 www.pajak.go.id



Deterrence - In English

To: Mr/Mrs <Taxpayer's Name>
<Taxpayer's Address>

You were issued Notice of Tax Penalties (STP)


STP could be issued due to: > You are late or not filing your monthly or annual tax return (SPT) > You are late or not paying your taxes	Nilai STP <Rp XXX>
---	------------------------------

We hope you are healthy and wish you every success. Below is the detail of the STP that have been issued to you:

No.	STP Number	Penalty Detail	Tax Article	Month/Year	Amount (Rp)	Due Date
XX	XXX	XXX	XXX	XXX	Rp XXX	XXX


What should you do?
Please pay the STP before the due date.



You could use the biller code to pay the STP at the closest banks/post offices. If there is no biller code attached to this STP, or the biller code has been expired, please generate one as directed on the back page of this letter.



 **Any Unpaid Penalties:**
will be processed further to issuance of distress warrant, confiscation of assets, auction, or other active collection efforts such as bank account freezing, immigration prevention, and potentially taken as hostage in jail.

Need more information or assistance?
Do not hesitate to contact us in our working hours.

<Tax Officer's Name>
<Tax Office's Name>
<Tax Office's Address>
<Phone>
<Whatsapp>

SCAN TO SEND MESSAGE

WHATSAPP

 
1500200 www.pajak.go.id



Information - In Indonesian

Yth. Saudara <Nama WP>
<Alamat WP>

Saudara mendapatkan Surat Tagihan Pajak (STP)

STP dapat diterbitkan karena:

- > Terlambat atau tidak lapor Surat Pemberitahuan (SPT)
- > Terlambat atau tidak melakukan pembayaran/penyetoran pajak

Nilai STP

Rp XXX

Semoga Saudara selalu dalam keadaan sehat dan mendapatkan kelancaran dalam segala aktivitas. Berikut rincian STP yang diterbitkan:

No.	No. STP	Jenis Sanksi	Jenis Pajak	Masa/Tahun	Jumlah	Jatuh Tempo
XX	XXX	XXX	XXX	XXX	Rp. XXX	XXX

Apa yang harus saya lakukan?

Segera lunasi STP sebelum tanggal jatuh tempo.

Gunakan kode billing untuk melakukan pembayaran di bank/kantor pos persepsi. Jika belum memiliki kode billing, buat kode billing terlebih dahulu dengan cara seperti tercetak di halaman belakang surat ini.

Anda juga masih memiliki tunggakan sebesar: Rp XXX

Apa hak saya terkait STP yang saya terima?

Anda dapat mengajukan permohonan angsuran atau penundaan (hanya pokok pajak, untuk paling lama 12 bulan), pengurangan sanksi, penghapusan sanksi, atau pembatalan STP (jika menurut Anda pengenaan sanksi kurang tepat).

Hubungi kami melalui kontak di bawah.

Memerlukan informasi dan bantuan?

Hubungi kami pada hari dan jam kerja:

<Nama AR> (Account Representative)
Kantor Pelayanan Pajak Pratama <Nama KPP>
<Alamat KPP>
<Telepon KPP>
<Whatsapp KPP>

KIRIM PESAN



WHATSAPP



1500200 www.pajak.go.id



djp

Information - In English

To: Mr/Mrs <Taxpayer's Name>
<Taxpayer's Address>

You were issued Notice of Tax Penalties (STP)

STP could be issued due to:

- > You are late or not filing your monthly or annual tax return (SPT)
- > You are late or not paying your taxes

Nilai STP

<Rp XXX>

We hope you are healthy and wish you every success. Below is the detail of the STP that have been issued to you:

No.	STP Number	Penalty Detail	Tax Article	Month/Year	Amount (Rp)	Due Date
XX	XXX	XXX	XXX	XXX	Rp XXX	XXX

What should you do?

Please pay the STP before the due date.

You could use the biller code to pay the STP at the closest banks/post offices. If there is no biller code attached to this STP, or the biller code has been expired, please generate one as directed on the back page of this letter.

The outstanding tax penalties that you have not paid: Rp XXX

What if I could not afford to pay the STP?

You might be eligible to request for an instalment, penalty abatement or abolition.

Contact us for further information.

Need more information or assistance?

Do not hesitate to contact us in our working hours.

<Tax Officer's Name>
<Tax Office's Name>
<Tax Office's Address>
<Phone>
<Whatsapp>

SCAN TO SEND MESSAGE



WHATSAPP



1500200 www.pajak.go.id



djp

Simplification - In Indonesian

Yth. Saudara <Nama WP>
<Alamat WP>

Saudara mendapatkan Surat Tagihan Pajak (STP)

STP dapat diterbitkan karena:

- > Terlambat atau tidak lapor Surat Pemberitahuan (SPT)
- > Terlambat atau tidak melakukan pembayaran/penyetoran pajak

Nilai STP

RpXXX

Semoga Saudara selalu dalam keadaan sehat dan mendapatkan kelancaran dalam segala aktivitas. Berikut rincian STP yang diterbitkan:

No.	No. STP	Jenis Sanksi	Jenis Pajak	Masa/Tahun	Jumlah	Jatuh Tempo
XX	XXX	XXX	XXX	XXX	Rp.XXX	XXX

Apa yang harus saya lakukan?

Segera lunasi STP sebelum tanggal jatuh tempo.

Gunakan kode billing di bawah ini untuk langsung melakukan pembayaran di bank/kantor pos persepsi.

No.	No. STP	Kode Billing	Jumlah	Kode Billing Aktif s.d.
XX	XXX	XXXX	Rp.XXX	XXX

Jika masa aktifnya telah habis, buat kode billing baru terlebih dahulu dengan cara seperti tercetak di halaman belakang surat ini.

Memerlukan informasi dan bantuan?

Hubungi kami pada hari dan jam kerja:

<Nama AR> (Account Representative)
Kantor Pelayanan Pajak Pratama <Nama KPP>
<Alamat KPP>
<Telepon KPP>
<Whatsapp KPP>

KIRIM PESAN



WHATSAPP



1500200

www.pajak.go.id



Simplification - In English

To: Mr/Mrs <Taxpayer's Name>
<Taxpayer's Address>

You were issued Notice of Tax Penalties (STP)

STP could be issued due to:

- > You are late or not filing your monthly or annual tax return (SPT)
- > You are late or not paying your taxes

Nilai STP

<Rp XXX>

We hope you are healthy and wish you every success. Below is the detail of the STP that have been issued to you:

No.	STP Number	Penalty Detail	Tax Article	Month/Year	Amount (Rp)	Due Date
XX	XXX	XXX	XXX	XXX	Rp XXX	XXX

What should you do?

Please pay the STP before the due date.

You could use the biller code below to pay the STP at the closest banks/post offices.

No.	STP Number	Biller Code	Amount (Rp)	Biller Code Expired
<No>	<NoSTP>	<KodeBilling>	<Nilai>	<Nilai>

If you find the biller code has been expired, please generate the new one as directed on the back of this letter.

Need more information or assistance?

Do not hesitate to contact us in our working hours.

<<Tax Office's Name>>
<<Tax Officer's Name>>
<<Tax> Office's Address>>
<<Phone>>
<<Whatsapp>>

SCAN TO SEND MESSAGE



WHATSAPP



1500200



www.pajak.go.id



Graphical Content Printed on the Back of All Intervention Letters (How to Generate Billing Code – in Indonesian and English)

In Indonesian

djp

MEMBUAT

KODE BILLING

Layanan Aplikasi Billing DJP SSE1 dan SSE3 berhenti beroperasi terhitung sejak tanggal **1 Januari 2020**.

Layanan mandiri pembuatan Kode Billing melalui aplikasi Billing DJP akan dilayani pada menu e-Billing DJP Online. Selain melalui laman DJP Online, Wajib Pajak juga dapat menggunakan alternatif kanal lain untuk memperoleh Kode Billing.

Laman DJP Online

Apabila sudah memiliki akun DJP Online, silakan login dan tambah **hak akses e-Billing**. Caranya:

- Pilih menu **"Profil Lengkap"** di bagian kiri laman
- Centang pilihan e-Billing pada bagian **"Tambah/Kurang Hak Akses"**
- Klik **"Ubah Akses"**

Apabila belum memiliki akun DJP Online, silakan **daftar akun DJP Online**. Untuk dapat melakukan pendaftaran pada DJP Online, harus diawali dengan **aktivasi EFIN**. Permohonan aktivasi EFIN dilakukan dengan mendatangi secara langsung:

- **KPP atau KP2KP terdekat**, bagi WP Orang Pribadi.
- **KPP atau KP2KP terdaftar**, bagi WP Badan dan Bendahara.

PJAP (Penyedia Jasa Aplikasi Perpajakan)

PJAP yang ditunjuk oleh Direktur Jenderal Pajak sampai dengan tahun 2019:

- Online Pajak (PT Achilles)
- Pajakku (PT Mitra Pajakku)
- SoluTax (PT Sarana Prima Telematika)
- Jurnal Consulting (PT Jurnal Consulting Indonesia)

Laman Portal Penerimaan Negara

Wajib Pajak dapat membuat Kode Billing dengan mengakses laman Single Sign-On Portal Penerimaan Negara pada alamat <https://mpn.kemenkeu.go.id/>.

Aplikasi M-Pajak

Tersedia di **Google Play Store** untuk ponsel Android dan **Apple App Store** untuk ponsel iPhone

Bank/Pos Persepsi

Anjungan Tunai Mandiri (ATM)

Mesin ATM pada Bank Mandiri dan Bank BNI serta EDC/MiniATM Agen Laku Pandai: BRILink, Mandiri, dan BNI 46 untuk 7 jenis pajak, yaitu:

- PPh Pasal 21, 22, dan 23 (masa)
- PPh Pasal 25 OP dan 25 Badan
- PPh Dalam Negeri (masa)
- PPh Final Bruto Tertentu/PP 23 UMKM

Mesin ATM pada Bank BCA untuk pembayaran PPh Final Bruto Tertentu/PP 23 UMKM.

Internet Banking

Tersedia pada 10 Bank yaitu Citibank, Bank Bukopin, CIMB Niaga, BRI, Bank Permata, BCA, Bank UOB, Maybank, Bank Danamon, dan Bank OCBC-NISP.

Customer Service pada Bank Persepsi.

Teller pada Kantor Pos Persepsi.

Petugas DJP

- Telepon Kring Pajak 1500200 meminta Kode Billing dengan dilakukan verifikasi data.
- Datang langsung ke petugas TPT atau Helpdesk di KPP/KP2KP.

In English

djp

How to Generate

BILLING CODE

As of 1st January 2020, DJP's billing application services will be terminated.

You can generate billing code through the e-Billing menu in your DJP Online account. You may use the billing code generating channels listed below.

DJP Online Web Page

If you have activated your DJP Online account, please login and add the e-Billing menu:

- Choose **"Full Profile"** at the left hand side
- Click on the e-Billing at the **"Add/Remove Access"**
- Click on **"Change Access"**

If you are new users, you may activate your DJP Online account by requesting and activating your EFIN. Please visit the closest tax offices (for individual) or the tax offices where you are registered (for firms).

Tax Application Services Providers

Authorised tax application services providers:

- Online Pajak (PT Achilles)
- Pajakku (PT Mitra Pajakku)
- SoluTax (PT Sarana Prima Telematika)
- Jurnal Consulting (PT Jurnal Consulting Indonesia)

National Revenue Single Sign-On Portal

You may generate billing code by accessing national revenue single sign on portal <https://mpn.kemenkeu.go.id/>

M-Pajak Apps

Available on **Google PlayStore** for Android and **Apple AppStore** for iPhone

Appointed Banks/Post Offices

Automated Teller Machine (ATM)
Bank Mandiri, Bank BNI, and EDC/MiniATM Laku Pandai Agents: BRILink, Mandiri, and BNI 46 for 7 types of taxes:

- Article 21, 22, and 23 monthly Income Taxes
- Article 25 (individuals and firms)
- Domestic VAT (monthly)
- GR-23 Small Businesses monthly Income Tax

Bank BCA's ATM only for GR-23 Small Businesses monthly Income Tax.

Internet Banking
Applicable for customers of Citibank, Bank Bukopin, CIMB Niaga, BRI, Bank Permata, BCA, Bank UOB, Maybank, Bank Danamon, and OCBC-NISP Bank.

The Banks' Customer Services Officers
Tellers at the appointed Post Offices

Tax Officers

- Through 1500200 call centre
- Visiting the closest tax offices

Appendix 3
ITT Estimates (Probit model)

	(1)	(2)	(3)
Deterrence	0.154*** (0.043)	0.172*** (0.044)	0.168*** (0.049)
Information	0.063 (0.043)	0.062 (0.044)	0.082* (0.043)
Simplification	0.188*** (0.043)	0.187*** (0.043)	0.201*** (0.06)
Constant	-1.085*** (0.022)	-1.252*** (0.202)	-2.419*** (0.249)
Test: Deterrence vs. Information	0.081	0.039	0.038
Test: Deterrence vs. Simplification	0.502	0.771	0.322
Test: Information vs. Simplification	0.015	0.017	0.016
Taxpayer Characteristics	NO	YES	YES
Tax Office Fixed Effect	NO	NO	YES
Control Group Mean	0.139	0.139	0.139
R-Squared	0.003	0.045	0.1114
N	10,067	10,067	10,067

Outcome: An indicator for NTP settlement within 37 days of issuance. Taxpayer characteristics are per Table 2. The table reports p-values associated with the Chi-square test for equality of treatment effects across the experimental groups (Deterrence vs. Information, Deterrence vs. Simplification, and Information vs. Simplification, respectively). Units are in percentage points. Robust standard errors are in parentheses. * $p < 0.1$, ** $p < 0.05$, and *** $p < 0.01$.

Appendix 4

Descriptive Statistics and Balance Test (ANOVA) of Dropout Taxpayers

	Control (N = 473)	Deterrence (N = 156)	Information (N = 175)	Simplification (N = 155)	p-value
Age of Taxpayer (years)					0.955
1: 0-19	0 (0.0%)	0 (0.0%)	0 (0.0%)	0 (0.0%)	
2: 20-29	38 (8.0%)	12 (7.7%)	12 (6.9%)	9 (5.8%)	
3: 30-39	95 (20.1%)	28 (17.9%)	46 (26.3%)	36 (23.2%)	
4: 40-49	131 (27.7%)	52 (33.3%)	41 (23.4%)	43 (27.7%)	
5: >50	209 (44.2%)	64 (41.0%)	76 (43.4%)	67 (43.2%)	
Years Registered					0.705
1: 0-2	62 (13.1%)	22 (14.1%)	24 (13.7%)	16 (10.3%)	
2: >2-5	51 (10.8%)	21 (13.5%)	22 (12.6%)	21 (13.5%)	
3: >5-7	38 (8.0%)	14 (9.0%)	12 (6.9%)	10 (6.5%)	
4: >7	322 (68.1%)	99 (63.5%)	117 (66.9%)	108 (69.7%)	
Occupation					0.686
0: Employee	187 (39.5%)	54 (34.6%)	65 (37.1%)	62 (40.0%)	
1: Non-employee	286 (60.5%)	102 (65.4%)	110 (62.9%)	93 (60.0%)	
Strategic Taxpayer Status					0.796
0: No	463 (97.9%)	153 (98.1%)	172 (98.3%)	150 (96.8%)	
1: Yes	10 (2.1%)	3 (1.9%)	3 (1.7%)	5 (3.2%)	
VAT Taxpayer Status					0.643
0: No	460 (97.3%)	150 (96.2%)	168 (96.0%)	152 (98.1%)	
1: Yes	13 (2.7%)	6 (3.8%)	7 (4.0%)	3 (1.9%)	
Distance from Tax Office (km)					0.372
1: 0-5	76 (16.1%)	18 (11.5%)	21 (12.0%)	20 (12.9%)	
2: >5-10	181 (38.3%)	58 (37.2%)	62 (35.4%)	54 (34.8%)	
3: >10-15	54 (11.4%)	24 (15.4%)	28 (16.0%)	24 (15.5%)	
4: >15	162 (34.2%)	56 (35.9%)	64 (36.6%)	57 (36.8%)	
Prior Year Tax Return Filing Channel					0.869
1: No Report	67 (14.2%)	23 (14.7%)	25 (14.3%)	19 (12.3%)	
2: Electronic	330 (69.8%)	108 (69.2%)	115 (65.7%)	113 (72.9%)	
3: Hardcopies	76 (16.1%)	25 (16.0%)	35 (20.0%)	23 (14.8%)	
Reported Annual Taxable Income (Rp m.)					0.693
1: 0	286 (60.5%)	95 (60.9%)	103 (58.9%)	87 (56.1%)	
2: >0-50	65 (13.7%)	21 (13.5%)	27 (15.4%)	20 (12.9%)	
3: >50-250	63 (13.3%)	16 (10.3%)	20 (11.4%)	23 (14.8%)	
4: >250-500	20 (4.2%)	8 (5.1%)	10 (5.7%)	10 (6.5%)	
5: >500	39 (8.2%)	16 (10.3%)	15 (8.6%)	15 (9.7%)	
Annual Tax Payment (Rp m.)					0.627
1: 0	148 (31.3%)	47 (30.1%)	61 (34.9%)	55 (35.5%)	
2: >0-2.5	174 (36.8%)	56 (35.9%)	64 (36.6%)	44 (28.4%)	
3: >2.5-30	116 (24.5%)	36 (23.1%)	35 (20.0%)	47 (30.3%)	
4: >30-62.5	8 (1.7%)	7 (4.5%)	7 (4.0%)	5 (3.2%)	
5: >62.5	27 (5.7%)	10 (6.4%)	8 (4.6%)	4 (2.6%)	

Appendix 4 (Continued): Descriptive Statistics and Balance Test (ANOVA) of Dropout Taxpayers

	Control (N = 473)	Deterrence (N = 156)	Information (N = 175)	Simplification (N = 155)	p-value
Total Unpaid NTPs (Rp)					0.464
1: 0	294 (62.2%)	102 (65.4%)	101 (57.7%)	97 (62.6%)	
2: >0-Avg. Monthly Pmt.	65 (13.7%)	18 (11.5%)	23 (13.1%)	23 (14.8%)	
3: >Avg. Monthly Pmt.	114 (24.1%)	36 (23.1%)	51 (29.1%)	35 (22.6%)	
Audited Status					0.732
0: No	465 (98.3%)	153 (98.1%)	170 (97.1%)	153 (98.7%)	
1: Yes	8 (1.7%)	3 (1.9%)	5 (2.9%)	2 (1.3%)	
Summary statistics: mean and standard deviation (in parentheses). <i>P-values</i> indicate the results from the balance test (ANOVA) for each baseline characteristic across treatment groups.					

The qualitative results above are replicated with a Tukey-HSD test. This test is more restrictive than the ANOVA test in that it requires that the characteristics of the control and treatment groups do not differ. Consistent with these findings, an ANOVA test on the sample excluding dropouts indicates no loss of balance from dropouts.

Appendix 5: Taxpayer Baseline Characteristics

Age of Taxpayer (years)
1 0-19
2 20-29
3 30-39
4 40-49
5 >50

Years Registered
1 0-2
2 >2-5
3 >5-7
4 >7

Occupation
0 Employee
1 Non-employee

Strategic Taxpayer Status – taxpayers classified as “strategic taxpayer” are closely supervised by a strategic business unit within the local tax offices
0 No
1 Yes

VAT Taxpayer Status – taxpayer is registered as a value added taxpayer
0 No
1 Yes

Distance from Tax Office – residential distance from the closest local tax office (km)
1 0-5
2 >5-10
3 >10-15
4 >15

Last Year Tax Return Filing Channel
1 No Report
2 Electronic
3 Hardcopies

Reported Annual Taxable Income – amount of taxable income reported in the 2020 income tax return (Rp m.)
1 0
2 >0-50
3 >50-250
4 >250-500
5 >500

Annual Tax Payment – total taxes paid in the 2020 tax year (Rp m.)
1 0
2 >0-2.5
3 >2.5-30
4 >30-62.5
5 >62.5

Total Unpaid NTPs – total amount of unpaid NTPs from 2016 – 2020 (Rp)
1 0
2 > 0-Avg. Monthly Pmt.
3 > Avg. Monthly Pmt.

Audited Status – taxpayer has been audited before the experiment
0 No
1 Yes
