



UNIVERSITY OF LEEDS

This is a repository copy of *Cost-effectiveness of replacing versus discarding the nail in children with nail bed injury*.

White Rose Research Online URL for this paper:

<https://eprints.whiterose.ac.uk/206621/>

Version: Published Version

---

**Article:**

Dakin, H.A. [orcid.org/0000-0003-3255-748X](https://orcid.org/0000-0003-3255-748X), Nguyen, T.T.A., Dritsaki, M. et al. (127 more authors) (2023) Cost-effectiveness of replacing versus discarding the nail in children with nail bed injury. *British Journal of Surgery*, 110 (9). pp. 1104-1107. ISSN 0007-1323

<https://doi.org/10.1093/bjs/znad086>

---

**Reuse**

This article is distributed under the terms of the Creative Commons Attribution (CC BY) licence. This licence allows you to distribute, remix, tweak, and build upon the work, even commercially, as long as you credit the authors for the original work. More information and the full terms of the licence here:

<https://creativecommons.org/licenses/>





**Takedown**

If you consider content in White Rose Research Online to be in breach of UK law, please notify us by emailing [eprints@whiterose.ac.uk](mailto:eprints@whiterose.ac.uk) including the URL of the record and the reason for the withdrawal request.



[eprints@whiterose.ac.uk](mailto:eprints@whiterose.ac.uk)  
<https://eprints.whiterose.ac.uk/>

# Cost-effectiveness of replacing *versus* discarding the nail in children with nail bed injury

Helen A. Dakin<sup>1,\*</sup> , Thi Thu An Nguyen<sup>2</sup>, Melina Dritsaki<sup>3,4</sup>, Aina V. H. Greig<sup>5</sup>, Jamie R. Stokes<sup>3</sup>, Jonathan A. Cook<sup>3</sup> , David J. Beard<sup>3</sup> , Loretta Davies<sup>3</sup>, Matthew D. Gardiner<sup>3,6</sup>  and Abhilash Jain<sup>3,7</sup>; NINJA Collaborative

<sup>1</sup>Health Economics Research Centre, Nuffield Department of Population Health, University of Oxford, Oxford, UK

<sup>2</sup>Department of Economics and Related Studies, University of York, York, UK

<sup>3</sup>Nuffield Department of Orthopaedics, Rheumatology and Musculoskeletal Sciences, University of Oxford, Oxford, UK

<sup>4</sup>Department of Economics and Laboratory of Applied Economics, University of Western Macedonia, Kastoria, Greece

<sup>5</sup>Department of Plastic and Reconstructive Surgery, Guy's and St Thomas' NHS Foundation Trust, London, UK

<sup>6</sup>Department of Plastic Surgery, Wexham Park Hospital, Frimley Health NHS Foundation Trust, Slough, UK

<sup>7</sup>Department of Plastic Surgery, Imperial College NHS Healthcare Trust London, London, UK

\*Correspondence to: Helen A. Dakin, Health Economics Research Centre, Nuffield Department of Population Health, University of Oxford, Old Road Campus, Headington, Oxford OX3 7LF, UK (e-mail: helen.dakin@dph.ox.ac.uk)

Members of the NINJA Collaborative are co-authors of this study and are listed under the heading Collaborators.

## Introduction

Approximately 10 000 operations to repair paediatric nail bed injuries are conducted in the UK each year (based on a multicentre service evaluation<sup>1,2</sup>). The optimal management of nail bed injuries has been debated<sup>3–6</sup>. Surgical treatment involves removing the nail plate (fingernail) and using sutures to repair the underlying nail bed laceration. Following the repair, 96 per cent of UK surgeons currently replace the nail plate under the proximal nail fold<sup>1</sup>, aiming to protect the nail bed repair site.

The UK-based NINJA (Nail bed INJury Analysis) trial (ISRCTN44551796; National Research Ethics Committee 18/SC/0024) randomized 451 children aged under 16 years to either replacing or discarding the nail plate after nail bed injury repair<sup>2,7</sup>. It was found that the nail replacement group had non-significantly more infections than the discard group and similar cosmetic appearance of the nail<sup>2</sup>. No studies have previously assessed the cost-effectiveness of discarding or replacing the nail after nail bed injuries in children.

This report presents the results of a within-trial economic evaluation conducted as part of the NINJA trial, which assessed cost-effectiveness of nail replacement *versus* nail discard after nail bed repair in children.

## Methods

The primary analysis comprised a cost-effectiveness analysis estimating the cost per infection avoided<sup>8</sup>. The base-case analysis included infections within 7–10 days of nail bed repair, because this comprised the primary trial endpoint and was collected for almost all patients during a routine clinic visit. However, as nail injuries can take up to 4 months to recover fully<sup>9</sup>, the base-case analysis included costs related to the nail injury that arose before the final follow-up, which took place 4–12 months after nail bed repair.

A cost-utility analysis with a 4-month time horizon was also conducted, which estimated the cost per quality-adjusted life-year (QALY) gained; this comprised a secondary analysis because no utility instruments are available for children under 2 years of age and there is no validated tariff for the EQ-5D-Y™ questionnaire (EuroQol Group, Rotterdam, the Netherlands)<sup>10</sup>.

The base-case analysis took a UK National Health Service (NHS) perspective, focusing on direct healthcare costs; a sensitivity analysis took a broader societal perspective. Resource use was measured using trial case report forms and parent-completed questionnaires, and was costed in 2019 UK pounds using NHS tariffs<sup>11–17</sup>. The methods are described in more detail in the *Supplementary Methods*, including unit costs (*Table S1*) and how missing data were handled using multiple imputation (*Table S2*).

## Results

Nail replacement required an additional suture (assumed to cost £4.27) and extended operating time by a mean of 3.24 (95 per cent c.i. 1.34 to 5.13) min ( $P < 0.001$ ) (*Supplementary Results* and *Table S3*). Of the patients with complete follow-up data, 6 of 105 (5.7 per cent) in the replace group had some NHS consultations other than the 7-day check, compared with 15 of 99 (15 per cent) in the discard group.

The mean cost of prescribed painkillers and consultations with healthcare professionals was £7.34 (95 per cent c.i. –10.70 to 25.55) higher in the replaced group ( $P = 0.422$ ) (*Table 1*). The mean cost of antibiotics ( $P = 0.773$ ) and 7-day check-up ( $P = 0.757$ ) did not differ significantly between groups. One patient in the replace group had a severe infection requiring further surgery, considered probably related to the treatment allocation<sup>2</sup>, which led to treatment costs of £2542; the mean cost of managing serious adverse events was therefore £11.20 (0 to 33.60) higher in the replace group ( $P = 0.773$ ). There was no significant difference between groups in non-NHS costs, such as lost income, over-the-counter medications, travel, and childcare ( $P = 0.720$ ). The mean total NHS cost during the trial

Received: April 05, 2022. Revised: February 24, 2023. Accepted: March 13, 2023

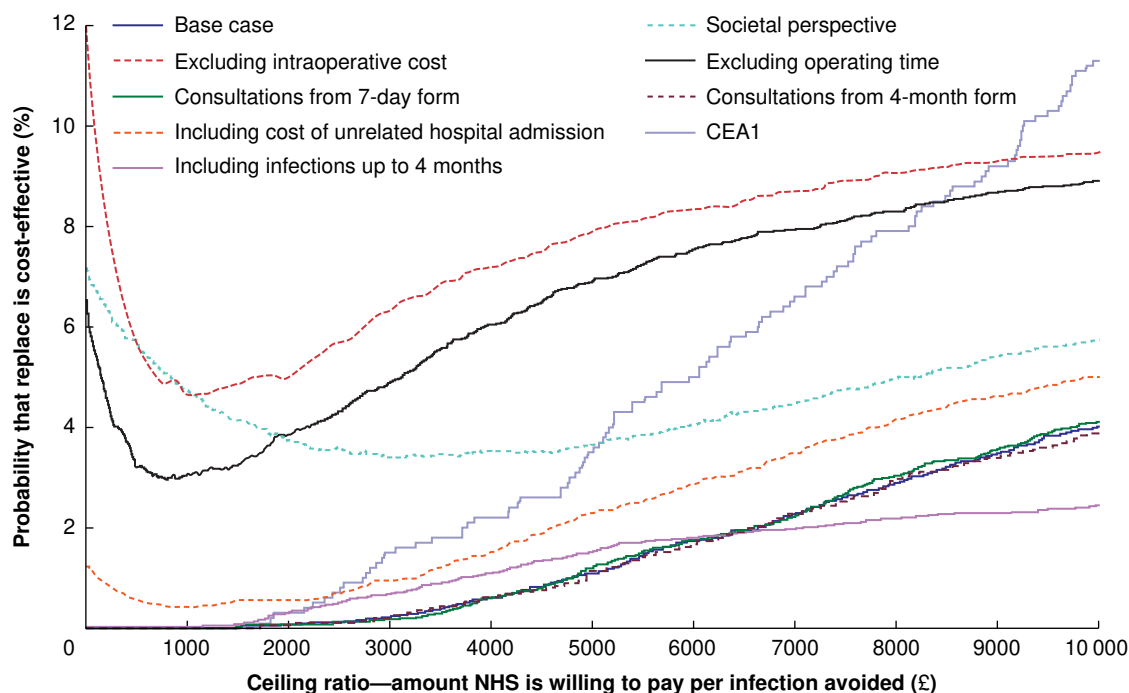
© The Author(s) 2023. Published by Oxford University Press on behalf of BJS Society Ltd.

This is an Open Access article distributed under the terms of the Creative Commons Attribution License (<https://creativecommons.org/licenses/by/4.0/>), which permits unrestricted reuse, distribution, and reproduction in any medium, provided the original work is properly cited.

**Table 1 Results of economic evaluation during trial period up to final follow-up 4–12 months after nail bed repair surgery, based on bootstrapping and multiple imputation**

	Nail replaced (n = 227)	Nail discarded (n = 224)	Difference (replace minus discard)
Cost of suture for replacing nail (£)*	3.94 (3.78, 4.07)‡	0.08 (0.02, 0.15)‡	3.86 (3.69, 4.01)‡
Cost of sutures for nail bed repair (£)	5.26 (4.90, 5.64)‡	5.08 (4.75, 5.44)‡	0.18 (−0.32, 0.69)
Cost of operating time (£)	359.65 (337.32, 382.98)‡	304.02 (284.11, 324.01)‡	55.62 (25.34, 85.67)‡
Cost of 7-day check (£)†	195.16 (188.94, 200.53)‡	194.11 (187.76, 199.56)‡	1.05 (−7.16, 9.15)
Cost of antibiotics (£)	3.60 (2.99, 4.25)‡	3.74 (3.05, 4.53)‡	−0.14 (−1.14, 0.79)
Cost of managing related serious adverse events (£)	11.20 (0, 33.60)	0 (0, 0)	11.20 (0, 33.60)
Cost of NHS consultations and prescribed painkillers (£)	23.53 (11.64, 38.17)‡	16.19 (6.53, 29.69)‡	7.34 (−10.70, 25.55)
Non-NHS cost (£)	130.28 (85.38, 184.21)‡	142.14 (97.38, 198.77)‡	−11.86 (−82.62, 54.14)
Total cost from NHS perspective (£)	593.14 (558.21, 635.69)‡	518.07 (493.73, 543.97)‡	75.07 (30.05, 124.11)‡
Total cost from societal perspective (£)	723.42 (664.42, 790.85)‡	660.22 (606.74, 723.89)‡	63.21 (−21.81, 147.12)
Rate of infections by 7–10 days per patient	0.0230 (0.0044, 0.0441)‡	0.0093 (0, 0.0223)	0.0137 (−0.0091, 0.0352)
QALYs gained by 4 months among patients aged ≥ 2 years (158 nail replaced; 165 nail discarded)	0.2826 (0.2733, 0.2907)‡	0.2859 (0.2777, 0.2934)‡	−0.0034 (−0.0150, 0.0082)

Values are mean (95% c.i.). \*Each suture cost £4.27 and was applied to all patients who had the nail replaced, regardless of treatment allocation. Owing to deviations from the randomized allocation, the cost in the replace group was therefore slightly lower than £4.27 and the cost in the discard group was above £0. †This normally comprised a plastics outpatient consultation. A minority of patients did not attend this consultation (in which case no cost was applied); for even fewer patients, the 7-day check was conducted by a practice nurse or general practitioner as indicated in the notes. QALY, quality-adjusted life-year. ‡ $P < 0.050$  based on non-parametric bootstrapping.

**Fig. 1 Cost-effectiveness acceptability curves for base-case and sensitivity analyses**

This shows the probability that replacing the nail is good value for money at different estimates of the amount that the National Health Service (NHS) might be willing to pay to avoid one nail bed infection. It quantifies the uncertainty there is around the conclusions, given the trial results and the lack of evidence about how much it is worth paying to avoid one infection. To highlight differences between analyses, the y-axis shows only the 0–12% range. Cost-effectiveness analysis 1 (CEA1) comprised a complete-case analysis (excluding any patients with missing data on 7-day infections or resources at 7–10 days), took a 7–10-day time horizon, and excluded the cost of all drugs (including antibiotics).

period was £75.07 (30.05 to 124.11) per patient lower in the discard group than the replace group ( $P < 0.001$ ).

After imputing missing data, 2.3 (95 per cent c.i. 0.4 to 4.4) per cent of patients in the replace group and 0.9 (0 to 2.2) per cent of those in the discard group had nail bed infections within 7–10 days of surgery, a difference of 0.0137 (−0.0091 to 0.0352) infections per patient treated ( $P = 0.338$ ).

Discarding the nail during nail bed repair surgery is therefore dominant over nail replacement, having significantly lower costs and numerically fewer infections. In bootstrapping analyses, the probability that replacing the nail is both more

costly and less effective is 82.91 per cent, and there is a 99.95 per cent probability that discarding the nail will save money (Figs 1 and S1). The probability that replacing the nail is cost-effective is below 4 per cent at any ceiling ratio between £0 and £10 000 per nail infection avoided; one can therefore be over 96 per cent confident that discarding the nail represents better value for money than replacing it (Fig. 1). Discarding the nail represents statistically significantly better value for money unless the NHS is willing to pay more than £7300 per nail bed infection avoided ( $P < 0.050$ ). Sensitivity analyses confirmed the base-case conclusions (Fig. 1 and Table S4).

For patients aged at least 2 years, mean EQ-5D-Y™ utility was 0.70 immediately before the nail bed repair operation, and rose to 0.76 by day 7 and 0.96 by 4 months after surgery (Table S5). There was no significant difference in EQ-5D-Y™ utility at any time point ( $P \geq 0.489$ ). The replace group accrued a mean of  $-0.0034$  (95 per cent c.i.  $-0.0150$  to  $0.0082$ ) fewer QALYs than the discard group ( $P = 0.670$ ) (Table 1). Bootstrapping showed that there is a 12 per cent probability of replace being cost-effective if the NHS is willing to pay £20 000 per QALY gained (Table S6, Figs S2 and S3).

## Discussion

Both the cost-effectiveness and cost-utility analyses show that discarding the nail when treating nail bed injury in children is less costly and at least as effective as the current practice of replacing the nail. However, there is uncertainty around this conclusion as there was no significant difference in health outcomes. Although costs to patients' families were numerically higher in the replace group, the variability in non-NHS costs meant that there was no significant difference in costs from a societal perspective. The probability that nail replacement is cost-effective depends on how much the NHS is willing to pay to avoid one nail bed infection, which is not known; if society is willing to pay no more than £10 000 (€11 000, <https://www.xe.com> 31 March 2023) per infection avoided, there is an at least 96 per cent probability that discarding the nail is cost-effective. Nonetheless, the NINJA trial demonstrates that discarding the nail is significantly cheaper than nail replacement, and the 95 per cent confidence interval around the incidence of infections excludes a 1 per cent difference in favour of nail replacement.

Although several areas of uncertainty remain, the current practice of nail replacement could be discontinued if the decision could not be deferred while more evidence is collected. With the knowledge available at present, budget allocation decisions should rely on the mean net benefits, and adopt technologies that are beneficial on average even though they are not statistically significant<sup>18</sup>.

As healthcare costs were £75 (€85) per patient lower with discarding the nail, the UK NHS could save £720 000 (€819 000) per year by discarding the injured nail for the 9600 children who currently have the nail replaced after nail bed repair each year<sup>1</sup>.

To the authors' knowledge, this is the first trial-based economic evaluation to compare the cost-effectiveness of approaches to treating nail bed injuries in children. The analysis demonstrates that discarding the nail is cheaper and does not reduce quality of life. Given these results, there is economic justification for recommending that the nail should be discarded rather than replaced after repair of nail bed injury in children.

## Collaborators

NINJA Collaborative: M. E. Png, A. Jones, C. Cooper (University of Oxford, UK); A. Sierakowski (Mid and South Essex NHS Foundation Trust, Chelmsford, UK); A. Mertic, H. Gerrish, K. Cranmer, N. Fox, P. Dutta (Broomfield Hospital, Chelmsford, UK); G. Vissers, P. Costa, R. Irri, G. McArthur, M. Horwitz (Chelsea and Westminster Hospital, London, UK); A. Sleiwah, H. Jephson, M. Deeley, R. Nicholas, Z. Vinnicombe, A. Nicola (Guys and St Thomas' Hospitals, London, UK); C. Bing Chuo, C. Milner, J. Heaney, J. Totty, M. Fleet, M. Faheem Khadim, P. Williams, S.

Bibawy, A. Round, R. Pinder (Hull Royal Infirmary, Hull, UK); A. Plonczak, G. Lawton, D. Kennedy (St Mary's Hospital, London, UK); A. Bennett, A. Fadulemola, J. James, E. Reay (James Cook Hospital, Middlesbrough, UK); K. Beadon, T. Cameron, Z. Oliver, K. Wensley, S. Dupré, J. Rodriguez, D. Furniss (John Racliffe Hospital, Oxford, UK); M. Gale (Kings Mill Hospital, Sutton in Ashfield, UK); A. Knight, J. Tulip, L. Turner, L. Wellings, M. Allen, R. Wade, V. Itte, G. Bourke (Leeds General Infirmary, Leeds, UK); N. Kumar, S. O'Sullivan, J. W.M. Jones (Peterborough City Hospital, Peterborough, UK); K. Young, K. Taylor, O. Dawood, S. Booth, L. Giwa, R. Pearl (Queen Victoria Hospital, East Grinstead, UK); A. Coutts, R. Hawkins, A. Mostafa, T. Nisbett, P. Riddlestone (Royal Cornwall Hospital, Truro, UK); A. Selby, C. Uzoho, D. Chasiouras, L.C. Bainbridge (Royal Derby Hospital, Derby, UK); T. Buick, W. Lam (Royal Hospital for Sick Children, Edinburgh, UK); B. Baker, K. Walsh, K. Keating, R. Dalan, M. Shah (Royal Manchester Children's Hospital, Manchester, UK); D. Mead, S. Diment, M. Nicolau (Salisbury District Hospital, Salisbury, UK); B. Smeeton, D. Thomson, N. Senior, J. Moledina, J. Colville (St George's Hospital, London, UK); K. Manso, M. Song, O. Manley, P. Drury, R. Kerstein, W. Cobb, J. Wormald, R. Shirley (Stoke Mandeville Hospital, Aylesbury, UK); A. Tan, A. Arnaout, C. Cruz, N. Brice, N. Segaren, N. Joji, R. Chawla, S. Hassanin, R. Adami, H. Ridha (The Lister Hospital, Stevenage, UK); A. Cook, L. Symington, R. Long, S. Dustagheer (The Ulster Hospital, Belfast, UK); H. Jarvis, M. Larsen, M. Williams, R. Trickett (University Hospital of Wales, Cardiff, UK); D. Miles (University of Essex, Colchester, UK); A. Pai, C. Honeywell, C. Brady, S. Madhavan, V. Manou, G. Phillips, R. Baker (Wexham Park Hospital, Slough, UK).

## Funding

The NINJA trial and economic evaluation were funded by the National Institute for Health Research (NIHR) under its Research for Patient Benefit Programme (PB-PG-1215-20041). The project was also supported by the NIHR Biomedical Research Centre, and H.A.D. was partly funded by an NIHR Senior Research Fellowship through the Oxford Biomedical Research Centre at the time the research was conducted. D.J.B is partly funded by the Royal College of Surgeons of England and the Rosetrees Trust. The views expressed are those of the author(s) and not necessarily those of the NIHR or the Department of Health and Social Care.

## Acknowledgements

H.A.D. and T.T.A.N. contributed equally to this work. M. E. Png was involved in the design of the economic evaluation, questionnaires, and analysis plan as well as data cleaning and costing work, while A. Jones, C. Cooper, and A. Sierakowski were involved in the design and conduct of the NINJA trial. The NINJA trial (ISRCTN44551796) is supported by the NIHR Biomedical Research Unit at the Nuffield Department of Orthopaedics, Rheumatology and Musculoskeletal Sciences, and by both the Royal College of Surgeons Surgical Intervention Trials Unit (SITU) and Oxford Clinical Trials Research Unit (OCTRU), and the authors thank the OCTRU/SITU staff and site investigators who worked on the study. The authors also thank: the trial sponsors (University of Oxford); staff at the SITU and OCTRU trial units, and the Reconstructive Surgery Trials Network (RSTN) who supported this trial; participants and their families; principal investigators and their teams at each of the NINJA sites; and members of the Data and Safety Monitoring Committee (G. Lawton [Chair], A. Elders, D.

Kennedy) and independent Trial Steering Committee (A. Karantana [Chair], C. Hewitt, G. Smith, S. Petrou, H. Connolly, R. Harman, R. Nandi) and the patient co-applicants (D. Blanche and S. Snelling) for their time and support throughout the trial. This paper reports the results of a preregistered trial with complete analysis plan. The preregistration of the trial can be accessed at <https://doi.org/10.1186/ISRCTN44551796> and the statistical and health economic analysis plan is published at <https://doi.org/10.1186/s13063-020-04724-1>. The authors certify that the results of all preregistered analyses are reported, and that any unregistered analyses are clearly indicated as being exploratory. All differences between the health economic analysis plan and the base-case analysis are reported.

## Author contributions

Helen Dakin (Data curation, Formal analysis, Methodology, Supervision, Writing—original draft, Writing—review & editing), Thi Thu An Nguyen (Data curation, Formal analysis, Writing—original draft, Writing—review & editing), Melina Dritsaki (Conceptualization, Data curation, Formal analysis, Funding acquisition, Investigation, Methodology, Supervision, Writing—original draft, Writing—review & editing), Aina Grieg (Conceptualization, Funding acquisition, Methodology, Writing—review & editing), Jamie Stokes (Data curation, Writing—review & editing), Jonathan Cook (Conceptualization, Data curation, Funding acquisition, Methodology, Supervision, Writing—review & editing), David Beard (Conceptualization, Funding acquisition, Investigation, Methodology, Supervision, Writing—review & editing), Loretta Davies (Data curation, Project administration, Writing—review & editing), Matthew Gardiner (Conceptualization, Funding acquisition, Methodology, Writing—review & editing), and Abhilash Jain (Conceptualization, Funding acquisition, Investigation, Methodology, Project administration, Writing—review & editing).

## Disclosure

The authors declare no conflict of interest.

## Supplementary material

Supplementary material is available at *BJS* online.

## Data availability

Requests to access the data set from qualified researchers trained in human subject confidentiality protocols may be sent to [SITU at situ@ndorms.ox.ac.uk](mailto:situ@ndorms.ox.ac.uk). For the purpose of open access, the authors have applied a Creative Commons Attribution (CC-BY) licence to any Author Accepted Manuscript version arising from this submission.

## References

- Sierakowski A, Gardiner MD, Jain A, Greig AV, Acquaah F, Afzal S et al. Surgical treatment of paediatric nail bed injuries in the UK: surgeon and patient priorities for future research. *J Plast Reconstr Aesthet Surg* 2016;**69**:286–288
- Jain A, Greig A, Jones A, Cooper C, Davies L, Greshon A et al. Effectiveness of nail bed repair in children with or without replacing the fingernail: NINJA multicentre randomized clinical trial. *Br J Surg* 2023
- Gellman H. Fingertip-nail bed injuries in children: current concepts and controversies of treatment. *J Craniofac Surg* 2009;**20**:1033–1035
- Mignemi ME, Unruh KP, Lee DH. Controversies in the treatment of nail bed injuries. *J Hand Surg Am* 2013;**38**:1427–1430
- Venkatesh A, Khajuria A, Greig A. Management of pediatric distal fingertip injuries: a systematic literature review. *Plast Reconstr Surg Glob Open* 2020;**8**:e2595
- Greig A, Gardiner MD, Sierakowski A, Zweifel CJ, Pinder RM, Furniss D et al. Randomized feasibility trial of replacing or discarding the nail plate after nail-bed repair in children. *Br J Surg* 2017;**104**:1634–1639
- Jain A, Jones A, Gardiner M, Coope C, Sierakowski A, Dritsaki M et al. NINJA trial: should the nail plate be replaced or discarded after nail bed repair in children? Protocol for a multicentre randomised control trial. *BMJ Open* 2019;**9**:e031552
- Stokes JR, Png ME, Jain A, Greig AVH, Shirkey BA, Dritsaki M et al. Should the nail plate be replaced or discarded after nail bed repair in children? Nail bed INjury Analysis (NINJA) randomised controlled trial: a health economic and statistical analysis plan. *Trials* 2020;**21**:833
- Miranda BH, Vokshi I, Milroy CJ. Pediatric nailbed repair study: nail replacement increases morbidity. *Plast Reconstr Surg* 2012;**129**:394e–396e
- Chen G, Ratcliffe J. A review of the development and application of generic multi-attribute utility instruments for paediatric populations. *Pharmacoeconomics* 2015;**33**:1013–1028
- Public Health Scotland. *Theatres: Costs—Detailed Tables. R142X—Average Theatre Running Costs, and Usage by Specialty, by Board* 2019. <https://www.isdscotland.org/Health-Topics/Finance/Costs/Detailed-Tables/Theatres.asp> (accessed 25 November 2020)
- National Health Service. *NHS Supply Chain Catalogue* 2020. <https://my.supplychain.nhs.uk/catalogue> (accessed 25 November 2020)
- National Health Service. *Electronic Drug Tariff* 2020. <http://www.drugtariff.nhsbsa.nhs.uk/#/00770298-DC/DC00770293/Home> (accessed 25 November 2020)
- Curtis LA, Burns A; PSSRU. *Unit Costs of Health and Social Care* 2019. <https://www.pssru.ac.uk/project-pages/unit-costs/unit-costs-2019> (accessed 1 May 2020)
- National Health Service. *National Schedule of Reference Costs - Year 2017-18 - NHS trusts and NHS foundation trusts*. 2019. <https://improvement.nhs.uk/resources/reference-costs/> (accessed 25 November 2020)
- Financial Times. *NHS to Trial Artificial Intelligence App in Place of 111 Helpline*. (<https://www.ft.com/content/ae0ee3b8-d1d8-11e6-b06b-680c49b4b4c0>) (accessed 25 November 2020)
- National Institute for Health and Care Excellence. *Chapter 18 Minor Injury Unit, Urgent Care Centre or Walk-in Centre. Emergency and Acute Medical Care on Over 16s: Service Delivery and Organisation*. <https://www.nice.org.uk/guidance/ng94/evidence/18.minor-injury-unit-urgent-care-centre-or-walk-in-centre-pdf-172397464605> (accessed 25 November 2020)
- Claxton K. The irrelevance of inference: a decision-making approach to the stochastic evaluation of health care technologies. *J Health Econ* 1999;**18**:341–364



# European Colorectal Congress

3 – 6 December 2023, St.Gallen, Switzerland

## OVERVIEW

Sun, 3 Dec 2023

MASTERCLASS

PROCTOLOGY DAY

ROBOTIC COURSE

DAVOSCOURSE@ECC

## SCIENTIFIC PROGRAMME

Mon, 4 Dec – Wed, 6 Dec 2023

### DIVERTICULAR DISEASE

#### Gut microbiome and surgery

Phil Quirke, Leeds, UK

#### Diet in diverticular disease

Pamela Buchwald, Lund, SE

#### Decision making in the management of acute complicated Diverticulitis beyond the guidelines

Seraina Faes, Zurich, CH

#### Diverticular Abscess – Always drainage or who benefits from Surgery?

Johannes Schultz, Oslo, NO

#### Perforated Diverticulitis: Damage Control, Hartmann's Procedure, Primary Anastomosis, Diverting Loop

Reinhold Kafka-Ritsch, Innsbruck, AT

#### When to avoid protective stoma in colorectal surgery

Antonino Spinelli, Milano, IT

### ENDOMETRIOSIS

#### Endometriosis – what is the role of the abdominal surgeon

Tuyman Juriaan, Amsterdam, NL

#### Challenges in Surgery of Endometriosis – always interdisciplinary?

Peter Oppelt, Linz, AT; Andreas Shamiyeh, Linz, AT

#### A gaze in the crystal ball: Where is the role of virtual reality and artificial Intelligence in colorectal surgery

Müller Beat, Basel, CH

### MALIGNANT COLORECTAL DISEASE

#### Cytoreductive Surgery and Intraperitoneal Chemotherapy – facts and hopes

Michel Adamina, Winterthur, CH

#### Metastatic Colorectal Cancer – surgical approaches and limits

Jürgen Weitz, Dresden, DE

#### Extended lymph node dissection for rectal cancer, is it still under debate?

Miranda Kusters, Amsterdam, NL

#### Organ preservation functional outcome in rectal cancer treatment – in line with patient's needs? (Robot – laparoscopic – open surgery?)

Hans de Wilt, Nijmegen, NL

### ROBOTICS

#### Advances in Robotic Surgery and what we learnt so far

Parvaiz Amjad, Portsmouth, UK

#### Challenging the market: Robotic (assistant) Devices and how to choose wisely (Da Vinci – Hugo Ras – Distalmotion ua)

Khan Jim, London, UK

#### TAMIS - Robotic Transanal Surgery, does it make it easier?

Knol Joep, Genk, BE

#### Live Surgery – Contonal Hospital of St.Gallen

Walter Brunner, St.Gallen, CH;

Salvadore Conde Morales, Sevilla, ES;

Friedrich Herbst, Vienna, AUT;

Amjad Parvaiz, Portsmouth, UK

#### Video Session

#### Lars Pahlmann Lecture

Markus Büchler, Lisboa, PRT

#### Honorary Lecture

Bill Heald, Lisboa, PRT

Information & Registration [www.colorectalsurgery.eu](http://www.colorectalsurgery.eu)