



Deposited via The University of Sheffield.

White Rose Research Online URL for this paper:

<https://eprints.whiterose.ac.uk/id/eprint/205953/>

Version: Published Version

---

**Article:**

Jaffe, J., White, B., Lanigan, J. et al. (2024) A novel methodology for developing ultra-low adhesion leaf layers on a full-scale wheel/rail rig. Proceedings of the Institution of Mechanical Engineers, Part F: Journal of Rail and Rapid Transit, 238 (6). pp. 736-741. ISSN: 0954-4097

<https://doi.org/10.1177/09544097231216521>

---

© 2023 The Authors. Except as otherwise noted, this author-accepted version of a journal article accepted for publication in Proceedings of the Institution of Mechanical Engineers, Part F: Journal of Rail and Rapid Transit is made available via the University of Sheffield Research Publications and Copyright Policy under the terms of the Creative Commons Attribution 4.0 International License (CC-BY 4.0), which permits unrestricted use, distribution and reproduction in any medium, provided the original work is properly cited. To view a copy of this licence, visit <http://creativecommons.org/licenses/by/4.0/>

**Reuse**

This article is distributed under the terms of the Creative Commons Attribution (CC BY) licence. This licence allows you to distribute, remix, tweak, and build upon the work, even commercially, as long as you credit the authors for the original work. More information and the full terms of the licence here: <https://creativecommons.org/licenses/>

**Takedown**

If you consider content in White Rose Research Online to be in breach of UK law, please notify us by emailing [eprints@whiterose.ac.uk](mailto:eprints@whiterose.ac.uk) including the URL of the record and the reason for the withdrawal request.

# “A novel methodology for developing ultra-low adhesion leaf layers on a full-scale wheel/rail rig”

Proc IMechE Part F:  
J Rail and Rapid Transit  
2023, Vol. 0(0) 1–6  
© IMechE 2023



Article reuse guidelines:  
[sagepub.com/journals-permissions](https://sagepub.com/journals-permissions)  
DOI: 10.1177/09544097231216521  
[journals.sagepub.com/home/pif](https://journals.sagepub.com/home/pif)



Joseph Jaffe , Ben White , Joseph Lanigan  and Roger Lewis 

## Abstract

This paper explores a novel method for creating an ultra-low adhesion leaf layer on a rail using a full-scale wheel/rail rig. Ultra-low adhesion layers were generated using leaf powder for the first time on a linear full-scale rig. The layers are compared chemically and physically to other layers from the laboratory and field. Testing of the adhesion evolution of the leaf contaminated layers over 50 cycles is explored, and compared to dry and wet rails.

## Keywords

Low adhesion, leaf contamination, full-scale testing, leaves, tribology, wheel/rail contact

Date received: 29 August 2023; accepted: 8 November 2023

## Introduction

Safe train operation requires the coefficient of traction (CoT) to be above 0.1.<sup>1</sup> Ultra-low adhesion occurs when traction is below 0.05<sup>2</sup> and can be caused by leaves. This low level of traction has been observed in the field<sup>3,4</sup> and recreated in laboratory testing.<sup>5</sup> Recent collisions on the railways have been attributed to low adhesion leaf layers in Salisbury<sup>6</sup> and the Czech Republic.<sup>7</sup>

A range of different methods have been developed to recreate leaf contamination for experimentation and to assess mitigation. Testing has used a variety of leaf types, sycamore,<sup>8,9</sup> poplar,<sup>10</sup> elm,<sup>11</sup> cherry blossom<sup>12</sup> or a mixture.<sup>5,13,14</sup> Although work has shown that there is little difference between leaf types chemically or tribologically (as a powder),<sup>15,16</sup> a layer creation standard should focus on “problem” species as defined by the railway industry.<sup>2</sup>

The age and condition of leaves in testing has also varied, with both green<sup>8,10</sup> and brown<sup>14,17,18</sup> used. Both ages of leaves reduced the CoT below that of water,<sup>19</sup> but a brown leaf extract created significantly lower friction than that of the green leaf. Green leaves had a more instantaneous effect in scaled testing,<sup>20</sup> but brown leaves were better able to create a persistent leaf layer with the characteristic black colouration.

A wide variety of delivery methods have been used to apply leaves to test low adhesion on the railhead. Experimentalists have applied leaf extracts created by soaking leaves (and steel) in water.<sup>5,19</sup> However, testing focused on layer creation mainly used crushed, cut or whole leaves<sup>9,15,17–22</sup> combined with water. The use of whole or powdered leaves is effective at creating lasting low adhesion layers that can survive repeated cycles in rigs or on the railhead, for example on the HAROLD full-scale rig,<sup>23</sup>

whereas the extracts were never intended for this purpose and have not been investigated for layer formation capacities.

Standards exist for creating low adhesion with leaves on twin disk rigs,<sup>24</sup> but there is no industrial standard for creating leaf layers on railheads. The current methodology for testing mitigation is paper tape as an analogue for leaf low adhesion.<sup>25–27</sup> This reliably creates low adhesion when combined with water, compared to using leaves which can be laborious.<sup>18</sup> Tape has been shown to generate ultra-low adhesion in the full-scale wheel/rail test facility (FSR) at the University of Sheffield.<sup>28</sup> A standard for leaf layer creation would improve understanding of how layers form and give the ability to test them in a controlled manner, as well as evaluating friction management products and mitigation techniques.

This technical note outlines the efforts to create low adhesion leaf layers on rail sections using a “linear” full-scale rig. This has not been achieved before, as was being attempted as part of wider work on transience of leaf low adhesion layers.

## Method

Leaf layers were created using the FSR,<sup>29</sup> as shown in Figure 1. The rig is made up of a train wheel on a rail section that is pulled by a hydraulic actuator enabling it to move

Department of Mechanical Engineering, The University of Sheffield, Sheffield, UK

### Corresponding author:

Joseph Jaffe, Department of Mechanical Engineering, The University of Sheffield, Mappin Street, Sheffield S1 3JD, UK.

Email: [jwnjaffe@sheffield.ac.uk](mailto:jwnjaffe@sheffield.ac.uk)

under the wheel. A chain attached to the wheel is used to induce creep at the desired level in the contact by increasing the speed of the wheel, compared to the rail. A normal force can be applied to the wheel, and the coefficient of traction measured from the ratio of normal and tangential forces. These forces are measured directly from the rig using load cells.

Sections of R260 rail were used which had a highly oxidised surface. Before any leaf treatments were conducted, the rail was run over with 10 dry cycles to remove this layer.

The leaf material used was brown sycamore leaf. Stalks were removed from the leaves which were ground, then passed through a sieve with a mesh for particles of  $\leq 1$  mm. The powder was combined with deionised water in a ratio of 1:4 (10 g:40 mL). The paste was then applied to the contact band and axle passes were completed using the settings shown in Table 1.

The vertical load of 70kN (contact pressure 1100 MPa<sup>30</sup>) used for the layer creation is similar to a modern Diesel Multiple Unit. A nominal slip of 3% was used with the intention of creating the layer more effectively as higher slip values might accelerate the development of leaf layers.<sup>31</sup> Images from the layer creation are shown in Figure 2. The ambient conditions were 20.1°C and a relative humidity of 51%.

## Results

### Low adhesion creation

This method allowed for the creation of ultra-low adhesion of less than 0.05 CoT. The results are shown in Figure 3.

A summary of the treatments and adhesion levels are shown in Table 2. The leaf contaminated rail sections were

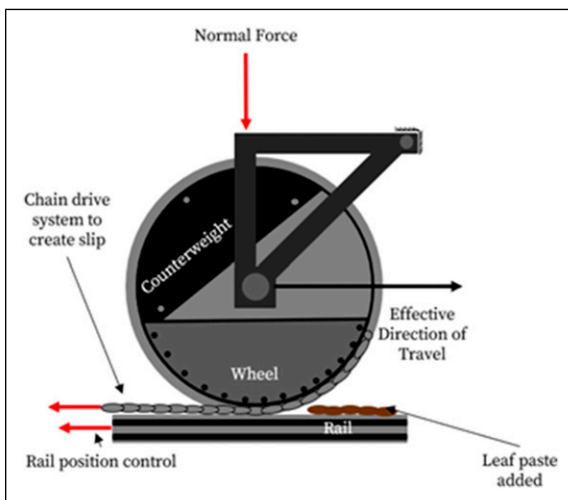


Figure 1. Diagram of FSR.

Table 1. FSR settings.

Speed (mms <sup>-1</sup> )	100
Normal load (kN)	70
Slip (%)	3
Chain pre-load (kN) (dry/Leaf)	10/5

consistently in the ultra-low adhesion regime, and are similar to previous scaled testing using both whole leaves on a twin disk rig,<sup>8,17</sup> and dried “leaf tea” using a ball on a disk.<sup>5,9</sup>

Ultra-low adhesion with leaves has been generated on the HAROLD full-scale rotational rig,<sup>23</sup> but previous testing using the FSR was only able to achieve ultra-low adhesion using wetted paper tape at 2% slip and 40 mms<sup>-1</sup> speed<sup>28</sup> as a leaf analogue. This is the first time that ultra-low adhesion has been created in a full-scale linear rig using leaf material.

The leaf contaminated rail sections had a significantly reduced CoT compared to dry cycles. This testing




Figure 2. Leaf layer creation on Rail 2: (a) Leaf paste applied to railhead, (b) Layer after 10 axle passes, (c) Leaf layer detail after 20 axle passes.

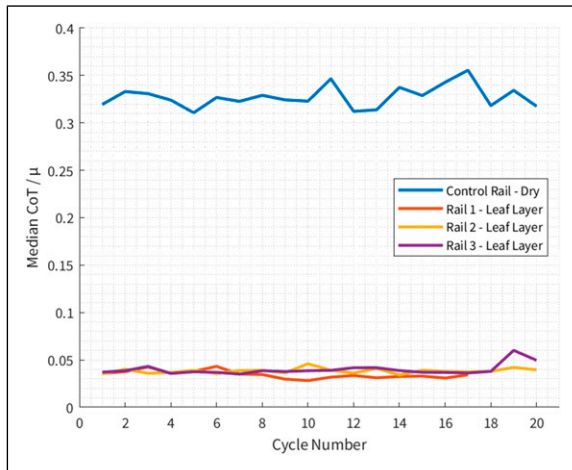


Figure 3. Median CoT evolution for test rail sections.

was able to maintain ultra-low adhesion consistently across the cycles with Rail 3 reading above the 0.05 limit for one cycle. Lots of leaf material was pushed out of the contact (Figure 2(b)), it was observed that leaf material was retained on the wheel during each test. This material contaminated the contact area on every pass, potentially leading to more persistent low adhesion conditions, compared to if the wheel was cleaned after each cycle.

The leaf layers were assessed using a handheld Fourier-Transform Infrared Spectrometer (FT-IR), with spectra shown in Figure 4. The scans demonstrate the significant chemical change that has occurred in the leaf layer creation process from powder to layer, it also establishes the consistency of the change across all of the created layers. The only significant difference between the created layers seen in the FTIR spectra is in the absorbance, reflecting a slightly thinner layer at the point tested on Rail 1.

Table 2. Rail section summary.

Rail section	Description	No. Runs (dry)	No. Runs (leaf)	Mean CoT ( $\pm 0.08\%$ )
Rail 1	Leaf contaminated	10	18	0.0346
Rail 2	Leaf contaminated	10	20	0.0399
Rail 3	Leaf contaminated	10	20	0.0384
Control rail	Dry runs only	50	0	0.3081

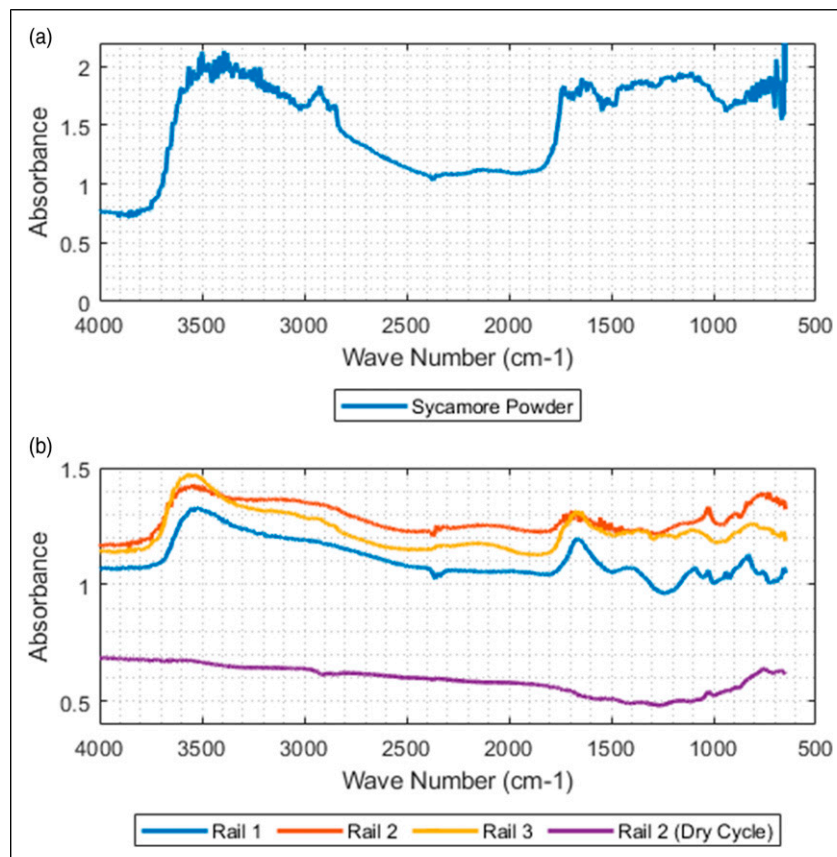
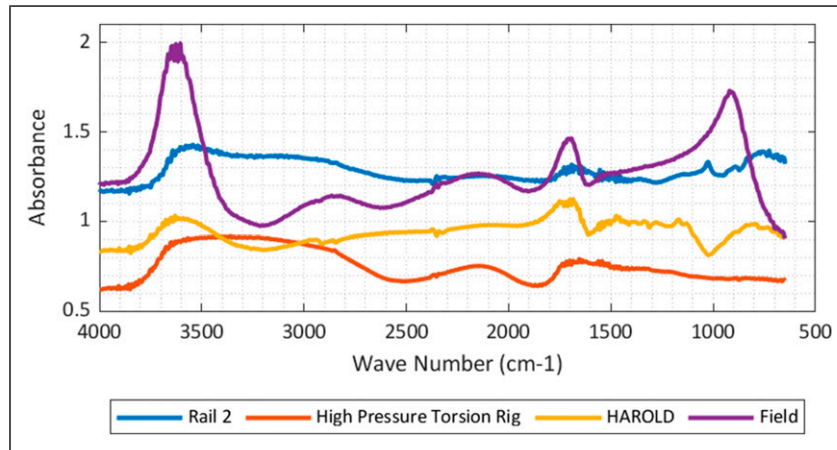
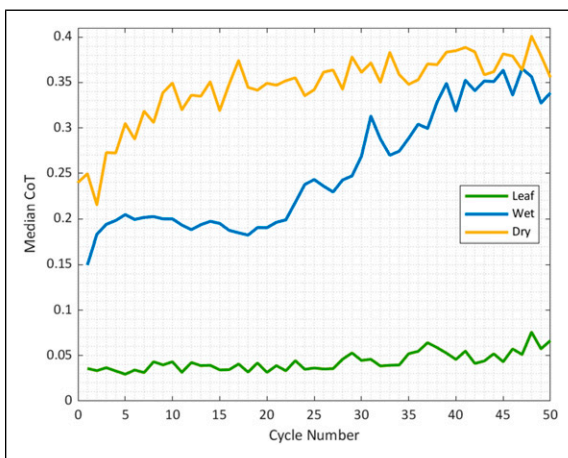


Figure 4. (a) FT-IR spectra for dry sycamore powder (b) Spectra for sycamore leaf layer created on FSR and dry rail surface spectra for comparison.



**Figure 5.** Comparison of FSR layer spectra with other created and found leaf layers.



**Figure 6.** Adhesion recovery assessment for a range of conditions on the FSR.

**Comparison with other leaf layers.** Observation from the testing saw a rapid change in colour from brown to the characteristic black layer seen in field<sup>32</sup> and laboratory testing.<sup>9</sup> The FSR created layers had an average thickness of 98  $\mu\text{m}$  which is comparable to field layers that have been subjected to limited axle passes<sup>25</sup> and those from HAROLD layer creation testing.

The spectra for the leaf layers from the FSR was compared to other leaf layers in Figure 5. The spectra were collected using the same equipment used for Figure 4 during field and rig testing. The layers created using the High Pressure Torsion rig<sup>33</sup> were less chemically changed from the sycamore powder (Figure 4(a)) than leaf layers tested on the HAROLD rig and this FSR layer creation. The rigs using conditions closer to those seen on the line (full scale wheel etc) had a spectra closer to the field leaf layer. This spectra was taken from a location surrounded by birch and oak trees, and the spectrum is dominated by water due to rain ( $\sim 3650\text{ cm}^{-1}$ ).

The spectra for the layers created in the FSR also align with created layers from literature. The FSR layers have the O-H stretch peak ( $3600\text{ cm}^{-1}$ ) and C = C ( $1660\text{ cm}^{-1}$ ) peaks seen previous work where leaf layers were created<sup>8,9</sup> as well as matching databases for these specific organic bonds.<sup>34</sup>

### Adhesion recovery assessment

Adhesion recovery of leaf layers was assessed against dry and wet conditions across 50 cycles, as shown in Figure 6. The wet cycle was completed after water spray applications equivalent to 5 mL water across the whole contact path. The leaf layer was prepared as described in the Method section.

The dry rail was run for 60 cycle with an initially oxidised surface (final 50 shown in Figure 6). It had a stable high CoT, after the first 30 cycles removed the oxidised surface. The wetted rail slowly recovered to the dry levels. The leaf contaminated rail remained persistently low at  $<0.05$  for 28 cycles and remaining at  $<0.1$  across the 50 cycles. The maintenance of the low adhesion may be due to leaf build up on the wheel rather than the rail, as the contact band was visibly more clean than after 20 cycles.

### Summary and next steps

Using the novel method outlined, ultra-low adhesion has been created on a linear full-scale rig using leaf material for the first time. Before this point it has not been possible to study leaf ultra-low adhesion on the on the Full Scale Rig (or any other linear rig) directly. The layers reliably created traction in the ultra-low regime ( $\mu < 0.05$ ). The layers were also chemically consistent, and had similar physical and visual characteristics to other created layers and those on mainline rail.

Using the method, a layer was tested for adhesion recovery against dry and wet rails. The leaf contaminated rail maintained low adhesion across 50 cycles, with the wet and dry tests recovering to stable, high adhesion values across the same number of axle passes.

The ability to create a leaf layer with ultra-low adhesion in the linear full-scale rig allows for a range of testing. Future testing will evaluate the longevity of leaf layers, and evaluate leaf layers by introducing water and additional leaf material, mimicking the field development of leaf layers.

### Acknowledgements

The authors appreciate the contribution of the Railway Safety and Standard Board (RSSB) towards this research through the

COF-UOS-06 project and the EPSRC Programme Grant “Friction: The Tribology Enigma” (EP/R001766/1). For the purpose of open access, the author has applied a Creative Commons Attribution (CC BY) license to any Author Accepted Manuscript version arising.

### Declaration of conflicting interests

The author(s) declared no potential conflicts of interest with respect to the research, authorship, and/or publication of this article.

### Funding

The author(s) received no financial support for the research, authorship, and/or publication of this article.

### ORCID iDs

Joseph Jaffe  <https://orcid.org/0000-0003-2355-5765>

Ben White  <https://orcid.org/0000-0002-9653-9945>

Joseph Lanigan  <https://orcid.org/0000-0001-9860-9559>

Roger Lewis  <https://orcid.org/0000-0002-4300-0540>

### References

- RSSB. GM/GN2642-guidance on wheel/rail low adhesion measurement. Rail safety and standards board, 2008.
- AWG. *Managing low adhesion*. 6th ed. London: Adhesion Working Group, 2018.
- Watkins DJ. Exploring adhesion with British rail’s tribometer train. British railway board - research and development Division, 1974.
- Nagase K. A study of adhesion between the rails and running wheels on main lines: results of investigations by slipping adhesion test bogie. *Proc Inst Mech Eng - Part F J Rail Rapid Transit* 1989; 203(1): 33–43.
- Galas R, Omasta M, Shi L-b, et al. The low adhesion problem: the effect of environmental conditions on adhesion in rolling-sliding contact. *Tribol Int* 2020; 151: 106521.
- RAIB. Rail accident investigation: interim report - collision between passenger trains at Salisbury tunnel junction 31 october 2021 RAIB, 2022.
- Dražní Inspekce. Collision of the locomotive moving as shunting between operating control points with the stuck freight train No. 62054 between Český Těšín and Albrechtice u Českého Těšína stations (in Czech). Dražní inspekce, 2021.
- Li Z, Arias-Cuevas O, Lewis R, et al. Rolling-sliding laboratory tests of friction modifiers in leaf contaminated wheel-rail contacts. *Tribol Lett* 2008; 33(2): 97–109.
- Cann PM. The “leaves on the line” problem—a study of leaf residue film formation and lubricity under laboratory test conditions. *Tribol Lett* 2006; 24(2): 151–158.
- Wang WJ, Liu TF, Wang HY, et al. Influence of friction modifiers on improving adhesion and surface damage of wheel/rail under low adhesion conditions. *Tribol Int* 2014; 75: 16–23.
- Olofsson U and Sundvall K. Influence of leaf, humidity and applied lubrication on friction in the wheel-rail contact: pin-on-disc experiments. *Proc Inst Mech Eng - Part F J Rail Rapid Transit* 2004; 218(3): 235–242.
- Kimura S, Suzumura J and Chen H (eds) Formation and evaluation of black coating on rails by fallen leaves. 25th railway technology union symposium, 2018. (in Japanese).
- Arias-Cuevas O and Li Z. Field investigations into the adhesion recovery in leaf-contaminated wheel-rail contacts with locomotive sanders. *Proc Inst Mech Eng - Part F J Rail Rapid Transit* 2011; 225(5): 443–456.
- Chen H, Furuya T, Fukagai S, et al. Influence of leaves on the adhesion between wheel and rail. *QR of RTRI* 2018; 59(1): 65–71.
- Butcher T. *Understanding and modelling low adhesion risk in the wheel-rail interface*. Sheffield: The University of Sheffield, 2022.
- Chen H, Kimura S, Ikoma K, et al. Evaluation test of tangential force coefficient under different types of fallen leaves. *Wear* 2023; 532–533: 205072.
- Gallardo-Hernandez EA and Lewis R. Twin disc assessment of wheel/rail adhesion. *Wear* 2008; 265(9–10): 1309–1316.
- Lanigan JL, Krier P, Johnstone L, et al. Field trials of a methodology for locomotive brake testing to assess friction enhancement in the wheel/rail interface using a representative leaf layer. *Proc Inst Mech Eng - Part F J Rail Rapid Transit*. 2021; 235(9): 1053–1064.
- Ishizaka K, Lewis SR, Hammond D, et al. Chemistry of black leaf films synthesised using rail steels and their influence on the low friction mechanism. *RSC Adv* 2018; 8(57): 32506–32521.
- Chen H, Furuya T, Fukagai S, et al. Wheel slip/Slide and low adhesion caused by fallen leaves. *Wear* 2020; 446–447: 203187.
- Vasić G, Franklin FJ, Kapoor A, et al. Laboratory simulation of low-adhesion leaf film on rail steel. *Int J Surf Sci Eng* 2008; 2(1–2): 84–97.
- Skipper WA, Chalisey A and Lewis R. A review of railway sanding system research: adhesion restoration and leaf layer removal. *Tribol Mater Surface Interfac* 2018; 12(4): 237–251.
- Lewis R, Trummer G, Six K, et al. Leaves on the line: characterising leaf based low adhesion on railway rails. *Tribol Int* 2023; 185: 108529.
- Lewis R and White B. Twin disc test specifications for assessing top-of-rail product performance, creating low adhesion layers, and assessing traction gel performance (COF-G19-01), 2021.
- Fulford C. *Review of low adhesion research*. London: RSSB, 2004.
- Fischer M, Haselsteiner K, Szekely F, et al. Mehr Mobilität auf der Schiene: Erhöhung der Transportkapazität durch Optimierung des Kraftschlusses More mobility by rail: Boosting transportation capacity by optimizing adhesion performance.
- Fukagai S, Furuya T and Takano R. Penetration of contaminated film on rails by ceramic particles and increase of traction force. *Wear* 2023; 530–531: 205001.
- Lewis S, Riley S, Fletcher D, et al. Optimisation of a railway sanding system: adhesion tests. *Int J Railw Tech* 2017; 6(2): 87–98.
- Fletcher D, Beagles A, Ishizaka K, et al. (eds) A re-commissioned flexible full-scale wheel/rail test facility. *11th International conference on contact mechanics and*

- wear of rail/wheel systems*, CM. Delft: TU Delft, 2018, Vol. 2018.
30. Zhou L, Brunskill H, Pletz M, et al. Real-time measurement of dynamic wheel-rail contacts using ultrasonic reflectometry. *J Tribol* 2019; 141(6): 061401.
  31. Guidoum S, Merino P, Saulot A, et al. Experimental study of the influence of the relative humidity of leaves and their link to adhesion losses in the wheel-rail contact. *Mechanics & Industry* 2022; 23: 23.
  32. Taylor RK. British rail's autumn leaf problem - 1980. British railway board - research and development division, 1981.
  33. Buckley-Johnstone L, Trummer G, Voltr P, et al. Assessing the impact of small amounts of water and iron oxides on adhesion in the wheel/rail interface using High Pressure Torsion testing. *Tribol Int* 2019; 135: 55–64.
  34. Lemmon EW, Huber ML and McLinden MO. NIST standard reference database 23. Reference fluid thermodynamic and transport properties (REFPROP), version, 2010, Vol. 9.

## Appendix

### Acronyms

ATR	Attenuated Total Reflectance
CoT	Coefficient of Traction
FSR	Full-Scale Wheel/Rail Test Facility
FT-IR	Fourier Transform Infrared Spectrometer