

# ChemComm

Chemical Communications

Accepted Manuscript

This article can be cited before page numbers have been issued, to do this please use: A. Hindle, K. Baj, J. Iggo, D. Cox, C. M. Pask, A. Nelson and S. P. Marsden, *Chem. Commun.*, 2023, DOI: 10.1039/D3CC01470C.



This is an Accepted Manuscript, which has been through the Royal Society of Chemistry peer review process and has been accepted for publication.

Accepted Manuscripts are published online shortly after acceptance, before technical editing, formatting and proof reading. Using this free service, authors can make their results available to the community, in citable form, before we publish the edited article. We will replace this Accepted Manuscript with the edited and formatted Advance Article as soon as it is available.

You can find more information about Accepted Manuscripts in the [Information for Authors](#).

Please note that technical editing may introduce minor changes to the text and/or graphics, which may alter content. The journal's standard [Terms & Conditions](#) and the [Ethical guidelines](#) still apply. In no event shall the Royal Society of Chemistry be held responsible for any errors or omissions in this Accepted Manuscript or any consequences arising from the use of any information it contains.

## COMMUNICATION

## Modular Synthesis of Bicyclic Twisted Amides and Anilines

Alexandra Hindle,<sup>a</sup> Krzysztof Baj,<sup>b</sup> Jonathan A. Iggo,<sup>b</sup> Daniel J. Cox,<sup>c</sup> Christopher M. Pask,<sup>a</sup> Adam Nelson<sup>\*a,d</sup> and Stephen P. Marsden<sup>\*a</sup>Received 00th January 20xx,  
Accepted 00th January 20xx

DOI: 10.1039/x0xx00000x

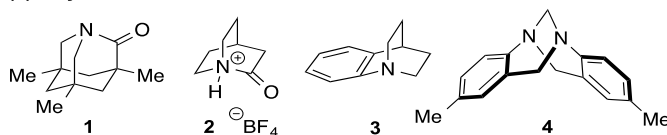
**Bridged amides and anilines display interesting properties owing to perturbation of conjugation of the nitrogen lone-pair with the adjacent  $\pi$ -system. A convergent approach to diazabicyclic scaffolds which contain either twisted amides or anilines is described, based on the photocatalysed hydroamination of cyclic enecarbamates and subsequent cyclisation. The modular nature of the synthesis allows for variation of the degree of 'twist' and hence the properties of the amides and anilines.**

The impact of resonance upon both the structure and chemical properties of amides has been recognised since Pauling's seminal treatise on the nature of the chemical bond.<sup>1</sup> Maximisation of this resonance requires planarity of the amide, and while small departures from this may be tolerated without significant energetic penalty (e.g. in many peptidic structures),<sup>2</sup> larger deviations lead to a significant reduction in  $n_{\text{N}}$  to  $\pi^*_{\text{C=O}}$  conjugation, and hence unusual structural and chemical properties. Twisted amides have therefore received significant attention as chemists seek to understand and exploit their unique characteristics and reactivity profiles.<sup>3</sup> A prominent example is Kirby's most-twisted amide **1** (Figure 1, panel a), in which the nitrogen lone pair is perpendicular to the carbonyl  $\pi$ -bond: the resulting lack of resonance manifests in 'aminoketone'-like behaviour structurally (lengthened C-N and shortened C=O bonds), spectroscopically ( $\delta_{\text{C}} = 200$  ppm for C=O), and in reactivity (rapid hydrolysis at room temperature).<sup>4</sup> More recently, the landmark synthesis of 2-quinuclidonium salts such as **2** by Stoltz<sup>5</sup> has enabled experimental quantification of the high basicity of the nitrogen lone pair,<sup>5b</sup> which contrasts with the greater basicity on oxygen exhibited by simple amides. While compounds such as **1** and **2** represent the extremes of behaviour of twisted amides, the ability to tune molecular properties such as the relative basicities<sup>6</sup> and hydrogen-bonding capabilities of the oxygen and nitrogen atoms across families of homologous amides is a source of fascination and utility to chemists.

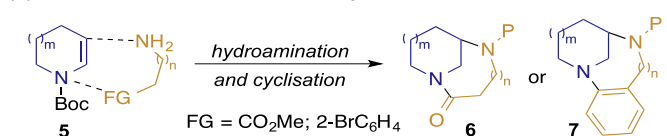
While less widely studied than amides, similar effects are observed with twisted anilines such as benzoquinuclidine **3**<sup>7</sup> and Tröger's base **4**,<sup>8</sup> in which conjugation between the nitrogen lone pair and aromatic group are disrupted. The orthogonality of the nitrogen lone-pair with the arene in **3** manifests itself, for example, in the anomalous basicity of the amine ( $pK_{\text{a}} = 7.8$ , *c.f.* 5.2 for dimethylaminobenzene),<sup>9</sup> the observation of *meta*-substitution in  $S_{\text{E}}\text{Ar}$  reactions under acidic conditions,<sup>10</sup> and in anomalous photophysical behaviour of donor-acceptor compounds containing this motif.<sup>11</sup>

Previously we reported the preparation of diazabicyclic twisted amides based on the bicyclo[3.3.1]nonane and bicyclo[4.3.1]decane scaffolds.<sup>12</sup> Our synthesis employed reductive amination of 3-ketoazacycles with  $\alpha$ - and  $\beta$ -aminoesters to convergently prepare precursors for  $\text{Bu}_2\text{SnO}$ -mediated lactamisation. Although successful, this approach limited exploration e.g. of alternative ring-sizes and substitution patterns. We describe herein a complementary and more general approach, based upon coupling of key building blocks through photoredox-mediated hydroamination<sup>13,14</sup> of readily-available<sup>15</sup> enecarbamates **5** (Scheme 1, panel b). Cyclisation either through lactamisation or Buchwald-Hartwig amination gives a broad range of bicyclic twisted amides **6** and anilines **7** wherein the impact of subtle changes in structure upon properties can be probed.

## (a) bicyclic twisted amides and anilines



## (b) modular approach to diverse bicyclic twisted amides and anilines



**Figure 1:** Bicyclic twisted amides and anilines, and a proposed modular approach to congeners.

<sup>a</sup> School of Chemistry, University of Leeds, Leeds, LS2 9JT, UK.  
E-mail: s.p.marsden@leeds.ac.uk, a.s.nelson@leeds.ac.uk

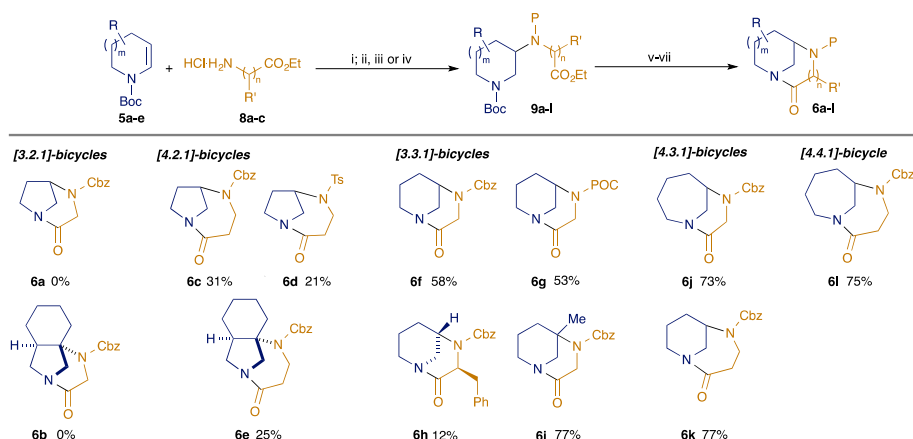
<sup>b</sup> Department of Chemistry, University of Liverpool, Crown Street, Liverpool L69 7ZD, UK.

<sup>c</sup> Redbrick Molecular, The Innovation Centre, 217 Portobello, Sheffield, S1 4DP, UK.

<sup>d</sup> Astbury Centre for Structural Molecular Biology, University of Leeds, Leeds, LS2 9JT, UK.

Electronic supplementary information (ESI) available. See DOI: 10.1039/





**Scheme 1** Modular synthesis of bicyclic twisted amides. i)  $[\text{Ir}(\text{dF}(\text{Me})\text{ppy})_2(\text{dtbbpy})\text{PF}_6]$  (2 mol%), TRIP thiol (50 mol%), toluene, blue LEDs; ii)  $\text{CbzCl}$ ,  $\text{NaHCO}_3$ , DCM; iii)  $\text{TsCl}$ , DIPEA, DMAP (5 mol%), DCM; iv)  $\text{POCCL}$  (= propargyl chloroformate),  $\text{NaHCO}_3$ , DCM; v)  $\text{NaOH}$ ,  $\text{MeOH}/\text{H}_2\text{O}$ ,  $70^\circ\text{C}$ ; vi)  $6\text{M HCl}$ ,  $\text{EtOAc}$ ; vii)  ${}^n\text{Bu}_2\text{SnO}$ , toluene, reflux. Yields shown are for the sequence from **9** to **6** (steps v-vii) only; for full details see Supporting Information

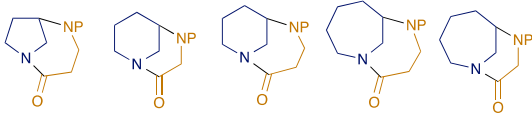
Our studies commenced by exploiting our previously reported conditions<sup>13</sup> for the photoredox-catalysed hydroamination of enecarbamates (Scheme 1). Hence, coupling of substrates **5a-e** (prepared from the corresponding saturated amines through electrochemical oxidation and elimination<sup>15</sup>) with aminoesters **8a-c** proceeded in generally good yield (see Supporting Information for full details). Protection of the resulting secondary amines variously as carbamates ( $\text{P} = \text{Cbz}$ ,  $\text{POC}$ ) or sulfonamides ( $\text{P} = \text{Ts}$ ) enabled the preparation of a library of cyclisation precursors **9a-l**. Conversion to the desired diazabicyclic scaffolds was effected by basic ester hydrolysis, removal of the Boc protecting group from the azacycle under acidic conditions, and finally cyclisation using  $\text{Bu}_2\text{SnO}$ .<sup>12</sup> Attempts to form the [3.2.1]-diazabicyclic products **6a,b** derived from hydroamination of dihydropyrroles **5a,b** with ethyl glycinate **8a** failed at the cyclisation step, presumably owing to the high degree of strain in the products: we are unaware of any successful approaches to twisted amides with the [3.2.1]-bicyclic skeleton *via* amide bond formation. However, we were delighted to find that the use of ethyl aminopropionate **8b** as the hydroamination partner led successfully to the formation of the diazabicyclo[4.2.1]nonanes **6c-e** in moderate yield. Most notably, the formation of the unprecedented tricyclic system **6e**, which contains a fully-substituted carbon, could not have been achieved through our previous reductive amination approach.<sup>12</sup> Cyclisations of substrates based on hydroamination of Boc-tetrahydropyridine **5c** with glycine ester **6a** were also successful, in line with our previous construction of diazabicyclo[3.3.1]nonanes:<sup>12</sup> the simple Cbz and POC-protected scaffolds **6f/g** were returned in higher yield than the corresponding [4.2.1] products **6c-e**, which may be indicative of the relative degrees of strain in the products (*vide infra*). The incorporation of backbone substituents on the

coupling partners **5** and **8** was also probed: use of an  $\alpha$ -substituted amino ester (ethyl phenylalaninate **8c**) led to a mixture of diastereomers in the hydroamination step, only one of which cyclised to give a poor yield of the desired bicyclic product **6h** (relative configuration determined by NOE studies, Supporting Information). Pleasingly, hydroamination using Boc 3-methyltetrahydropyridine **5d** led ultimately to bridgehead-substituted bicycle **6i** in a notably higher yield than for **6f**, perhaps reflecting a lower energy penalty to access the reactive conformation for lactamisation: again, this substitution pattern would not be available through routes based upon reductive amination chemistry.

Larger ring systems containing diazabicyclo[4.3.1]decane could be accessed either through hydroamination of Boc tetrahydropyridine **5c** with ethyl aminopropionate **8b**, or as an isomeric lactam through the coupling of the dehydroazepine **5e** with ethyl glycinate **8a**. Regardless of the location of the amide (in the six- or seven-membered ring in **6j** and **6k** respectively), the cyclisations occurred in good yield, as was also seen in the cyclisation to give the homologous diazabicyclo[4.4.1]undecane **6l**.

Our new synthetic strategy had enabled us to prepare five distinct diazabicyclic bridged amides (and substituted/fused variants) varying systematically in the size of each ring, enabling interrogation of the impact on molecular properties (Figure 2; data for 'parent' scaffolds shown, for all data see Supporting Information). The reduced contribution from resonance forms with  $\text{C}=\text{N}$  character manifests itself in a greater degree of electron-deficiency at the carbonyl carbon, and hence higher  $^{13}\text{C}$  NMR chemical shifts<sup>3a</sup> (for example in the [4.n.1] series **6c/k/l**,  $\delta_{\text{C}} = 182.1, 176.8, 172.8$  ppm for  $n = 2, 3, 4$ ). Similarly, the greater overall contribution of the  $\text{C}=\text{O}$  resonance form<sup>3a</sup> can be seen in the IR stretches (e.g. for the [4.n.1] series **6c/k/l**,  $\nu_{\text{max}} = 1680, 1657, 1647$  for  $n = 2, 3, 4$ ).



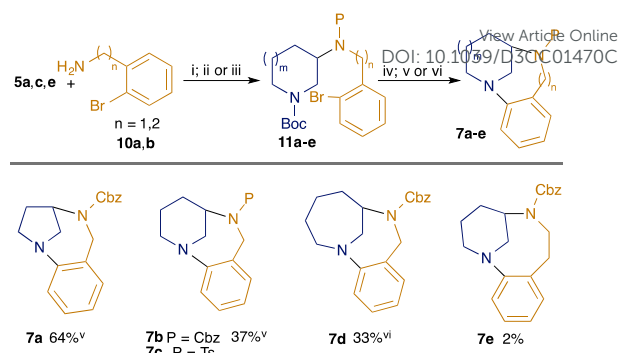


	<b>6c</b>	<b>6f</b>	<b>6k</b>	<b>6l</b>	<b>6j</b>
$\delta_c/\text{ppm}$	182.1 <sup>a</sup>	180.2	176.8	172.8 <sup>a</sup>	170.9
$\nu_{C=O}/\text{cm}^{-1}$	1680	1686	1657	1647	1667
$\Sigma_{\text{angles}}/^\circ$		333.7 <sup>b</sup>	348.8 <sup>b</sup>	357.8	
$\tau/^\circ$		23.5 <sup>b</sup>	8.9 <sup>b</sup>	3.6	
N-C/Å		1.380 <sup>b</sup>	1.360 <sup>b</sup>	1.355	

**Figure 2.** Influence of ring-size on structural and spectroscopic features. <sup>a</sup> two signals visible owing to Cbz rotamers,  $\Delta\delta < 0.1$  ppm; P = Cbz except for <sup>b</sup>values for P = Bn<sup>12</sup>.

Single crystal X-ray analysis of compound **6l** also permits comparison with our previously reported structures of the *N*-Bn analogues of **6f/k**.<sup>12</sup> The significant pyramidalisation at nitrogen can be seen as a sum of the bond angles at that atom:<sup>16</sup> while the [4.4.1] compound **6l** shows near planarity ( $\Sigma_{\text{angles}} = 357.8^\circ$  vs. ideal  $sp^2 = 360^\circ$ ), the smaller homologues show significant pyramidalisation, with the diazabicyclo[3.3.1]nonane skeleton much closer to  $sp^3$  hybridisation ( $\Sigma_{\text{angles}} = 333.7^\circ$  vs. ideal  $sp^3 = 328.4^\circ$ ). Amide distortion can also be measured through the Winkler-Dunitz parameters:<sup>17</sup> for example, the 'twist angle'  $\tau$  ( $0^\circ$  for a planar amide and  $90^\circ$  for a perpendicular arrangement) varies from 3.6–23.5<sup>o</sup> across the series (for additional parameters, see Supporting Information). Finally, as expected, the N-C bond shortens with increased conjugation of the nitrogen lone pair: the relatively long bond of 1.380 Å in the *N*-Bn analogue of **6f** shortens to 1.355 Å in **6l** (cf. 1.475 Å in the most-twisted amide **14a** and 1.325 Å for *N*-methylpiperidone<sup>4b</sup>). We considered that the twist-induced destabilisation of (particularly) the smaller diazabicycles could make them competent acylating agents and hence they might have the potential to act as anti-microbial agents. Screening of a panel of compounds **6** was therefore carried out against *Staphylococcus Aureus* ATCC29213, with the strained tricyclic structure **6e** showing activity at 32  $\mu\text{g}/\text{mL}$  (see Supporting Information for full details).

The modular nature of our synthetic approach meant that it could be readily adapted to the synthesis of related twisted anilines (Scheme 2). Hence, photoredox-catalysed hydroamination of enecarbamates **5a, c** and **e** with 2-bromobenzylamine **10a** followed by suitable amine protection gave adducts **11a-d**. Removal of the Boc-group was followed by intramolecular amine arylation under Buchwald-Hartwig conditions, giving the desired homologous diazabicycles **7a-d**. We also attempted to investigate homologues in the diazacyclic ring, but although the desired cyclisation precursor **11e** could be readily prepared by reaction of **5c** with 2-(2-bromophenyl)ethan-1-amine **10b**, the Buchwald-Hartwig cyclisation gave only a trace amount of the desired product **7e**, reflecting the challenging nature of medium-ring formation.<sup>18</sup>



**Scheme 2.** Modular synthesis of twisted bicyclic anilines. i)  $[\text{Ir}(\text{dF}(\text{Me})\text{ppy})_2(\text{dtbbpy})\text{PF}_6]$  (2 mol%), TRIP thiol (50 mol%), toluene, blue LEDs; ii) CbzCl,  $\text{NaHCO}_3$ , DCM; iii) TsCl, DIPEA, DMAP (5 mol%), DCM; iv) 6M HCl, EtOAc; v)  $\text{Pd}_2(\text{dba})_3$  (4 mol%), BINAP (8 mol%),  $\text{NaOtBu}$ , toluene, reflux; vi)  $\text{Pd}(\text{OAc})_2$  (10 mol%), BINAP (20 mol%),  $\text{Cs}_2\text{CO}_3$ , toluene, reflux. Yields shown for steps from **11** to **7** (steps iv plus v/vi) only: for full details see Supporting Information.

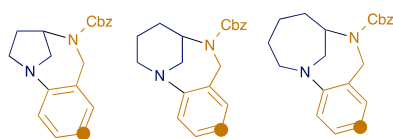
Products **7a-e** were oils and so crystallographic structural data could not be obtained. However, the enforced non-planarity of the anilinic nitrogen with the aromatic ring may be inferred from the  $^{13}\text{C}$  NMR shift of the *para*-carbon to the nitrogen, as demonstrated by Zakrzewska.<sup>19</sup> The values for **7a, b** and **d** are shown in Figure 3: the value of 118.1 ppm for the largest ring system **7d** indicates a largely planar structure (cf. 115.1 ppm for *N,N*-dibutylaminobenzene and 118.9 ppm for *N*-phenylpiperidine<sup>19</sup>); the higher value of 121.4 for the dehomologous **7b** suggests a departure from planarity, while the value of ca. 129 ppm for **7a** indicates significant disruption of resonance (cf. 127.0 ppm for benzoquinuclidine **3**,<sup>19</sup> which features a completely orthogonal lone pair). As expected, the value for the relevant carbon in the benzodiazacene-containing **7e** (119.2 ppm) indicates strong lone pair overlap.

The different degrees of lone-pair overlap ought also to be reflected in the basicity of the nitrogen. Compounds **7** are poorly water soluble, and determination of  $pK_a$  values in non-aqueous solvents is non-trivial. We recently developed an NMR-based assay using pH gradients in a single sample and chemical shift imaging to determine  $pK_a$  values in DMSO.<sup>20,21</sup> Using this method, a significant variation in  $pK_a$  was observed: over 3 units separate the three compounds **7a,b,d** in the homologous series, with the most strained variant **7a** being the most basic as expected. This trend in relative basicity was also confirmed computationally in water using the Jaguar  $pK_a$  prediction method.<sup>22,23</sup> Inspection of the calculated structures<sup>23</sup> (gas phase and solvated in DMSO or water; see Supporting Information) also revealed the expected trend in pyramidalisation at nitrogen (measured by sum of bond angles): **7a** shows values close to that for ideal  $sp^3$ -hybridisation, whereas **7d** is much closer to that for  $sp^2$ .

In summary, we have developed a modular approach to the synthesis of diazabicyclic amides and anilines, in which







	7a	7b	7d
Measured $pK_a$ (DMSO)	3.85	2.10	0.81
Calculated $pK_a$ (water)	5.64	3.56	1.27
$\Sigma_{\text{angles}}/^\circ$ <sup>a</sup>	331.5	342.6	350.5
$\delta$ $^{13}\text{C}$ NMR (ppm)	130–128 <sup>b</sup>	121.4	118.1

**Figure 3.** Influence of ring-size on  $^{13}\text{C}$  NMR shift and  $pK_a$  of bicyclic anilines **7**. <sup>a</sup> calculated values (DMSO solvation); <sup>b</sup> unambiguous assignment not possible

independent variation of the ring sizes allows interrogation of the effect on molecular structures and properties. The ability to tune molecular properties (e.g.  $pK_a$ ) by variation of scaffold size rather than substituents or functional groups may find application in the design of functional organic molecules.

We thank EPSRC (EP/N025652/1)/Redbrick Molecular (studentship to AH), AstraZeneca (Grant 10045297)/University of Liverpool (financial support to KB), and Schrödinger for a trial license of Small Molecule Drug Discovery suite. We thank Julian Chesti (Leeds) for the anti-microbial assay. Data associated with this paper are openly available in the Supporting Information. For the purpose of open access, the author has applied a Creative Commons Attribution (CC BY) licence to any Author Accepted Manuscript version arising from this submission.

## Conflicts of interest

Redbrick Molecular marketed diverse building blocks for applications in drug discovery.

## Notes and references

- (a) L. Pauling, 1940 "The nature of the chemical bond" Ithaca: Cornell University Press; (b) L. Pauling, R. B. Corey, and H. R. Branson, *Proc. Natl. Acad. Sci. U. S. A.* 1951, **37**, 205–211; (c) R. B. Corey and L. Pauling, *Proc. Roy. Soc. B.* 1953, **141**, 10–20.
- A. S. Edison, *Nat. Struct. Biol.* 2001, **8**, 201–202.
- (a) M. Szostak and J. Aubé, *Chem. Rev.* 2013, **133**, 5701–5765; (b) C. Liu and M. Szostak, *Chem. Eur. J.* 2017, **23**, 7157–7173; (c) G. Meng, J. Zhang and M. Szostak, *Chem. Rev.* 2021, **121**, 12746–12783.
- (a) A. J. Kirby, I. V. Komarov, P. D. Wothers and N. Feeder, *Angew. Chem. Int. Ed.* 1998, **37**, 785–786; (b) A. J. Kirby, I. V. Komarov, K. Kowski and P. Rademacher, *J. Chem. Soc., Perkin Trans. 2* 1999, 1313–1316; (c) I. V. Komarov, S. Yanik, A. Y. Ishchenko, J. E. Davies, J. M. Goodman and A. J. Kirby, *J. Am. Chem. Soc.* 2015, **137**, 926–30.
- (a) K. Tani and B. M. Stoltz, *Nature* 2006, **441**, 731–734; (b) T. Ly, M. Krout, D. K. Pham, K. Tani, B. M. Stoltz and R. R. Julian,

- J. Am. Chem. Soc.* 2007, **129**, 1864–1865.
- R. Szostak, J. Aubé and M. Szostak, *Chem. Commun.* 2015, **51**, 6395–6398.
- B. M. Wepster, *Recueil* 1952, **71**, 1159–1170.
- (a) J. Tröger, *J. Prakt. Chem.* 1887, **36**, 225–245; (b) Ö.V. Rúnarsson, J. Artacho and K. Wärnmark, *European J. Org. Chem.* 2012, 7015–7041.
- A. J. Hoefnagel, M. A. Hoefnagel, B. M. Wepster, *J. Org. Chem.* 1981, **46**, 4209–4211.
- R. P. Duke, R. A. Y. Jones, A. R. Katritzky, E. E. Mikhlina, A. D. Yanina, L. M. Alekseeva, K. F. Turchin, Y. N. Sheinker and L. N. Yakhontov, *Tetrahedron Lett.* 1970, **11**, 1809–1812.
- (a) G. Köhler, G. Grabner and K. Rotkiewicz, *Chem. Phys.* 1993, **173**, 275–290; (b) T. Okada, M. Uesugi, G. Köhler, K. Rechthaler, K. Rotkiewicz, W. Rettig et al., *Chem. Phys.* 1999, **241**, 327–337.
- H. Hassan, S. P. Marsden and A. Nelson, *Bioorg. Med. Chem.* 2018, **26**, 3030–3033.
- D. Francis, A. Nelson and S. P. Marsden, *Chem. Eur. J.* 2020, **26**, 14861–14865.
- A. J. Musacchio, B. C. Lainhart, X. Zhang, S. G. Naguib, T. C. Sherwood and R. R. Knowles, *Science* 2017, **355**, 727–730.
- A. F. Trindade, E. L. Faulkner, A. G. Leach, A. Nelson and S. P. Marsden, *Chem. Commun.* 2020, **56**, 8802–8805.
- Y. Otani, O. Nagae, Y. Naruse, S. Inagaki, M. Ohno, K. Yamaguchi, G. Yamamoto, M. Uchiyama and T. Ohwada, *J. Am. Chem. Soc.* 2003, **125**, 15191–15199.
- F. K. Winkler and J. D. Dunitz, *J. Mol. Biol.* 1971, **59**, 169–182.
- For examples of azocine formation by Pd-cat. amination: (a) A. Neogi, T. P. Majhi, R. Mukhopadhyay and P. Chattopadhyay, *J. Org. Chem.* 2006, **71**, 3291–3294; (b) N. D. Adhikary and P. Chattopadhyay, *Eur. J. Org. Chem.* 2010, 1754–1762; (c) S. Mitra, T. S. Banerjee, S. K. Hota, D. Bhattacharya, S. Das and P. Chattopadhyay, *Eur. J. Med. Chem.* 2011, **46**, 1713–1720. For Cu-mediated variants, see e.g.: (d) J. L. Kenwright, W. R. J. D. Galloway, D. T. Blackwell, A. Isidro-Llobet, J. Hodgkinson, L. Wortmann, S. D. Bowden, M. Welch and D. R. Spring, *Chem. Eur. J.* 2011, **17**, 2981–2986.
- A. Zakrewska, R. Gawinecki, E. Kolehmainen and B. Osmialowski, *Int. J. Mol. Sci.* 2005, **6**, 52–62.
- G. Schenck, K. Baj, J. A. Iggo and M. Wallace, *Anal. Chem.* 2022, **94**, 8115–8119.
- M. Wallace, D. J. Adams and J. A. Iggo, *Anal. Chem.* 2018, **90**, 4160–4166.
- (a) A. D. Bochevarov, M. A. Watson, J. R. Greenwood and D. M. Philipp, *J. Chem. Theory Comput.* 2016, **12**, 6001–6019; (b) H. S. Yu, M. A. Watson and A. D. Bochevarov, *J. Chem. Inf. Mod.* 2018, **58**, 271–286; (c) J. J. Kličić, R. A. Friesner, S.-Y. Liu and W. C. Guida, *J. Phys. Chem. A* 2002, **106**, 1327–1335; (d) Schrödinger Release 2023-1: Jaguar  $pK_a$ , Schrödinger, LLC, New York, NY, 2021.
- (a) A. D. Bochevarov, E. Harder, T. F. Hughes, J. R. Greenwood, D. A. Braden, D. M. Philipp, D. Rinaldo, M. D. Halls, J. Zhang and R. A. Friesner, *Int. J. Quantum Chem.* 2013, **113**, 2110–2142; (b) Schrödinger Release 2023-1: Maestro, Schrödinger, LLC, New York, NY, 2021.



Journal Name

COMMUNICATION

View Article Online  
DOI: 10.1039/D3CC01470C

Open Access Article. Published on 17 April 2023. Downloaded on 4/24/2023 12:55:13 PM.  
This article is licensed under a Creative Commons Attribution 3.0 Unported Licence.



ChemComm Accepted Manuscript