



This is a repository copy of *Toward a standardized methodology for sampling dung beetles (Coleoptera: Scarabaeinae) in the Neotropics: a critical review.*

White Rose Research Online URL for this paper:

<https://eprints.whiterose.ac.uk/197519/>

Version: Published Version

---

**Article:**

Mora-Aguilar, E.F., Arriaga-Jiménez, A., Correa, C.M.A. et al. (12 more authors) (2023) Toward a standardized methodology for sampling dung beetles (Coleoptera: Scarabaeinae) in the Neotropics: a critical review. *Frontiers in Ecology and Evolution*, 11. 1096208. ISSN 2296-701X

<https://doi.org/10.3389/fevo.2023.1096208>

---

**Reuse**

This article is distributed under the terms of the Creative Commons Attribution (CC BY) licence. This licence allows you to distribute, remix, tweak, and build upon the work, even commercially, as long as you credit the authors for the original work. More information and the full terms of the licence here:

<https://creativecommons.org/licenses/>

**Takedown**

If you consider content in White Rose Research Online to be in breach of UK law, please notify us by emailing [eprints@whiterose.ac.uk](mailto:eprints@whiterose.ac.uk) including the URL of the record and the reason for the withdrawal request.



[eprints@whiterose.ac.uk](mailto:eprints@whiterose.ac.uk)  
<https://eprints.whiterose.ac.uk/>



## OPEN ACCESS

## EDITED BY

William Wyatt Hoback,  
Oklahoma State University,  
United States

## REVIEWED BY

Andrey Frolov,  
Zoological Institute (RAS), Russia  
Mahmoud Saleh Abdel-Dayem,  
King Saud University,  
Saudi Arabia  
Marina Regina Frizzas,  
University of Brasília,  
Brazil

## \*CORRESPONDENCE

Jorge Ari Noriega  
✉ jnorieg@hotmail.com

†The author passed away prior to the submission of this paper

## SPECIALTY SECTION

This article was submitted to  
Phylogenetics, Phylogenomics, and  
Systematics,  
a section of the journal  
Frontiers in Ecology and Evolution

RECEIVED 11 November 2022

ACCEPTED 31 January 2023

PUBLISHED 02 March 2023

## CITATION

Mora-Aguilar EF, Arriaga-Jiménez A, Correa CMA, da Silva PG, Korasaki V, López-Bedoya PA, Hernández MIM, Pablo-Cea JD, Salomão RP, Valencia G, Vulinec K, Edwards FA, Edwards DP, Halffter G and Noriega JA (2023) Toward a standardized methodology for sampling dung beetles (Coleoptera: Scarabaeinae) in the Neotropics: A critical review. *Front. Ecol. Evol.* 11:1096208. doi: 10.3389/fevo.2023.1096208

## COPYRIGHT

© 2023 Mora-Aguilar, Arriaga-Jiménez, Correa, da Silva, Korasaki, López-Bedoya, Hernández, Pablo-Cea, Salomão, Valencia, Vulinec, Edwards, Edwards, Halffter and Noriega. This is an open-access article distributed under the terms of the [Creative Commons Attribution License \(CC BY\)](https://creativecommons.org/licenses/by/4.0/). The use, distribution or reproduction in other forums is permitted, provided the original author(s) and the copyright owner(s) are credited and that the original publication in this journal is cited, in accordance with accepted academic practice. No use, distribution or reproduction is permitted which does not comply with these terms.

# Toward a standardized methodology for sampling dung beetles (Coleoptera: Scarabaeinae) in the Neotropics: A critical review

Eder F. Mora-Aguilar<sup>1</sup>, Alfonsina Arriaga-Jiménez<sup>2</sup>, César M. A. Correa<sup>3</sup>, Pedro Giovâni da Silva<sup>4</sup>, Vanessa Korasaki<sup>5</sup>, Pablo A. López-Bedoya<sup>6,7</sup>, Malva Isabel Medina Hernández<sup>8</sup>, José D. Pablo-Cea<sup>9,10</sup>, Renato Portela Salomão<sup>11,12</sup>, Gorky Valencia<sup>13</sup>, Kevin Vulinec<sup>14</sup>, Felicity A. Edwards<sup>15,16</sup>, David P. Edwards<sup>16</sup>, Gonzalo Halffter<sup>17†</sup> and Jorge Ari Noriega<sup>18\*</sup>

<sup>1</sup>La Media Luna, Coatepec, Veracruz, Mexico, <sup>2</sup>Insect Ecology Lab, School of Environmental and Rural Sciences, University of New England, Armidale, NSW, Australia, <sup>3</sup>Programa de Pós-Graduação em Recursos Naturais, Federal University of Mato Grosso do Sul, Campo Grande, MS, Brazil, <sup>4</sup>Programa de Pós-Graduação em Ecologia, Conservação e Manejo da Vida Silvestre, Universidade Federal de Minas Gerais, Belo Horizonte, Minas Gerais, Brazil, <sup>5</sup>Departamento de Ciências Agrárias e Biológicas, Universidade do Estado de Minas Gerais, Frutal, MG, Brazil, <sup>6</sup>Departamento de Ecologia e Conservação, Universidade Federal de Lavras, Lavras, Brazil, <sup>7</sup>Grupo de Investigación GEBIOME, Departamento de Ciencias Biológicas, Facultad de Ciencias Exactas y Naturales, Universidad de Caldas, Manizales, Caldas, Colombia, <sup>8</sup>Department of Ecology and Zoology, Federal University of Santa Catarina, Florianópolis, SC, Brazil, <sup>9</sup>Escuela de Biología, Facultad de Ciencias Naturales y Matemática, Universidad de El Salvador, San Salvador, El Salvador, <sup>10</sup>Red de Biodiversidad y Sistemática, Instituto de Ecología, A.C., Xalapa, Veracruz, Mexico, <sup>11</sup>Instituto Nacional de Pesquisas da Amazônia, Programa de Pós-Graduação em Ecologia, Manaus, Brazil, <sup>12</sup>Instituto de Ecología, Universidad Nacional Autónoma de México, Ciudad de México, Mexico, <sup>13</sup>Museo de Biodiversidad del Perú (MUBI), Cusco, Perú, <sup>14</sup>Department of Agriculture and Natural Resources, Delaware State University, Dover, DE, United States, <sup>15</sup>RSPB Centre for Conservation Science, RSPB, Cambridge, United Kingdom, <sup>16</sup>Ecology and Evolutionary Biology, School of Biosciences, University of Sheffield, Sheffield, United Kingdom, <sup>17</sup>Red de Ecoetología, Instituto de Ecología, A.C., Xalapa, Veracruz, Mexico, <sup>18</sup>Grupo Agua, Salud y Ambiente, Facultad de Ingeniería, Universidad El Bosque, Bogotá, Colombia

**Introduction:** The standardization of sampling protocols is imperative for robustly studying any taxonomic group. Replicable methods allow the comparison of data between different spatial and temporal studies. In the case of dung beetles, one of the best-studied indicator groups in analyses of environmental disturbance, a wide range of collection methodologies are used, from basic pitfall traps to more complex or complementary methods such as mini-Winkler extractor. Also, different types of attractive baits, sampling effort, durations, and designs are used in dung beetle studies. Variations in methodological approaches are particularly noted in the Neotropics, which may be related to the vast number of biological strategies and behavior of dung beetles that inhabit this region. A lack of methodological unification for the Neotropical region makes a cross-sectional analysis of the information impossible.

**Methods:** We performed a compilation and analytical review of the existing literature for dung beetle sampling in the Neotropics, discussing the most used methodologies, their advantages and disadvantages, and specific cases in which particular models are more efficient.

**Results:** Pitfall traps baited with human excrement are the most common sampling method, but there is a wide range of models and variations in the structure of this trap. The complementary effect generated by flight interception traps, light

traps, and direct collections, particularly within microhabitats, is exciting for the potential of finding new species. Some methodologies, such as mini-Winkler extractor, fogging, or very specific baits, are infrequently used.

**Discussion:** There was a lack of inclusion of spatial and temporal variation among studies. Therefore, it is necessary to consider broader sampling windows, which include different spatial scales, seasons, and years. Finally, we propose a standard protocol for sampling dung beetles in the Neotropics, depending on each objective, and including a basic methodology for obtaining complete local inventories.

#### KEYWORDS

collecting methodology, flight intercept traps, monitoring protocol, tropical America, Scarabaeidae, survey

## Introduction

Biodiversity, a somewhat loosely delineated concept in the ecological literature, needs defining for every case where it is used. In many situations, it is meant to describe all the species in an area; in others, it is restricted to one group of organisms. The latter is probably a more precise measure if one is trying to compare different habitats or locations. Defining biodiversity as a metric for a group of similar and related species allows a more accurate picture of the effect of geography, habitat, altitude, or other comparisons among species comprising these locations. It has been well-documented that there is declining species abundance and richness across the globe, which is why these studies are so critical. The diversity of birds (Fujisaki et al., 2008), amphibians (Becker et al., 2007), and mammals (Spooner et al., 2018), among many other groups, were documented as declining, with causes ranging from climate change, overhunting, and the introduction of exotic species. Nevertheless, fewer investigations have examined insect declines in the Neotropics (Scheffers et al., 2012; Cardoso and Leather, 2019; Cardoso et al., 2020). In order to clearly assess biodiversity within a biological group, robust and standardized surveying methodologies are required. However, many different methodologies have been employed to study each biological group, and this issue may pose challenges regarding the comparisons among studies.

The Neotropics comprise multiple ecosystems that are biodiversity hotspots for many taxa (Myers et al., 2000; Durães et al., 2013; Ríos-Touma and Ramírez, 2019). While controversy remains about the species extinction risk of tropical deforestation (Laurance, 2007), the current increase in habitat loss has become a critical concern for many vulnerable species and the environment as a whole (Barbosa et al., 2021). The Neotropics are particularly vulnerable because of uncontrolled logging, cattle ranching, mining, and farming (Gibbs et al., 2010; Ferreira et al., 2014). Numerous studies have documented the effect of anthropic activity, with declines in many species and extirpation of others (e.g., Noriega et al., 2021a). These works often examine species that are especially vulnerable to habitat change and are considered indicators. Such bioindicators are plants or animals that are thought of as “canaries in the coal mine,” meaning they may be the initial species to show declines or actual physiological changes

with disturbance (Salomão et al., 2019a). These species are often considered bioindicators because they also have important roles in the local ecology (Vulinec, 2002; Valente-Neto et al., 2021). Different insect groups are often referred as bioindicators because of their relative ease of capture and standardized methodology, rapid response to environmental degradation, and cost efficiency ratio (Gardner T. et al., 2008). Recent studies have included dragonflies (Silva et al., 2021), ants (Pérez-Espona, 2021; da Silva W. B. et al., 2022), and butterflies (Doré et al., 2021) as bioindicators, among others.

Dung beetles (Coleoptera: Scarabaeinae) feature as one of the best-studied indicator groups in the analysis of environmental disturbance (e.g., Nichols et al., 2007; Gardner T. et al., 2008). Most of the studies have shown significant changes in dung beetle richness and abundance with even small changes in intact forests (Nichols et al., 2007). The presence of dung beetles also indicates that large mammals are present, providing the food source for dung beetles (Vulinec et al., 2006; Raine and Slade, 2019; Correa-Cuadros et al., 2022). There are, however, a wide range of sampling methodologies for dung beetles, from basic pitfall traps to more complex or complementary methods such as mini-Winkler extractor (Iannuzzi et al., 2021). These varied methodologies and sampling efforts make comparisons difficult among the many studies. In this scenario, the standardization of sampling protocols is an imperative need for studying any taxonomic group. Replicable methods allow for comparing data between different spatial and temporal studies. Nevertheless, no consensus allows a methodological unification, presenting works with different sampling designs that make a cross-sectional analysis of the information impossible. Among the biogeographic domains, Neotropical regions comprise one of the best-studied areas regarding dung beetle ecology, thus serving as a model region to depict the dynamics of ecological studies in dung beetles. In this paper, we thus focus on the Neotropical region to make a cross-sectional analysis of the importance of different types of traps, baits, sampling efforts, durations, and designs in sampling dung beetles. We also reviewed several studies to determine the most employed methodologies for the analysis of the effect of habitat alteration on dung beetle richness and abundance. Finally, after reviewing the existing literature, we propose a protocol for the group aiming for standardizations in dung beetle sampling in the Neotropics.

## Materials and methods

### Literature search and inclusion criteria

We performed a literature search following the PRISMA methodology (Page et al., 2021) to identify articles dealing with dung beetle trap sampling published from 1968 to 2021 (maximum time search window). Firstly, we conducted bibliographic queries in Web of Science (WoS) and Scientific Electronic Library Online (SciELO) databases using the keyword string: (“scarab\*” OR “escarab\*” OR “dung beetle\*”) AND (“neotropic\*” OR “tropic\*”) AND (“trap\*” OR “tramp\*”), looking for matches in the title, abstract, and/or keywords. Therefore, from the initial search (updated on February 2022), we retrieved 4,799 records (WoS=4,632 and SciELO=167). We then eliminated duplicate records, studies out of the boundaries of the Neotropics (see Morrone et al., 2022), experimental, meta-analysis, revision, taxonomical or without richness data associated with trapping (i.e., articles that appeared more than once in the different search engines or the same platform due to typographical errors). All references not related to any dung beetle species of the subfamily Scarabaeinae were also excluded.

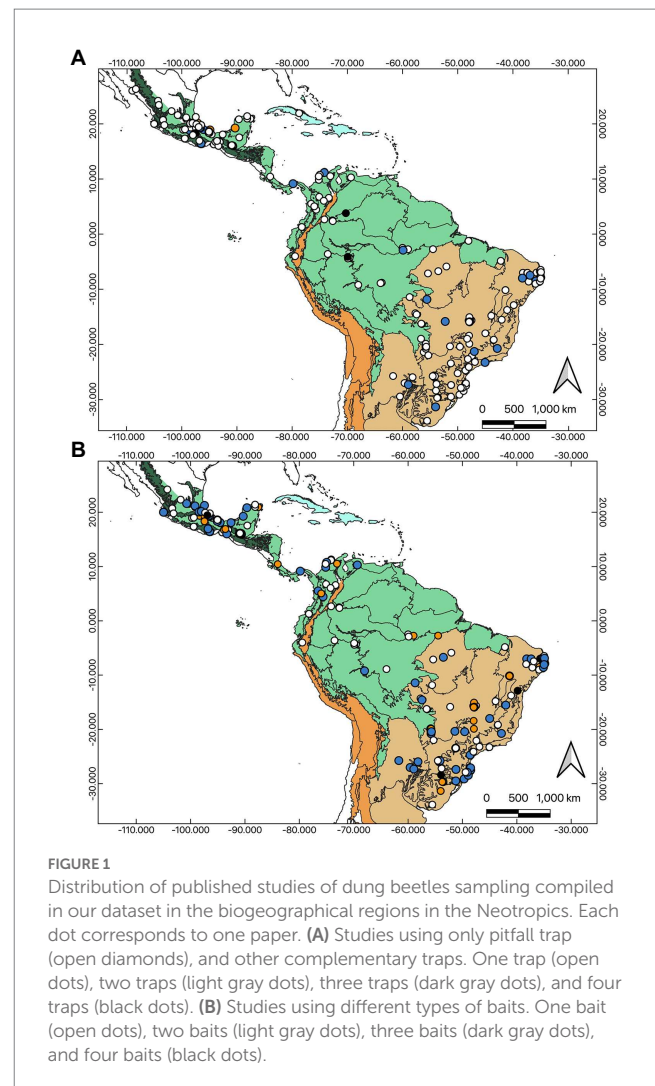
The following information was collected from each selected publication: year of publication, author(s), title, journal, language, country, biomes, ecosystems, if the study is about disturbances and what type of disturbance it is, geographic coordinates, elevation, trap type, the number of traps used, time active of each trap, bait, study approach (i.e., taxonomic or ecological), number of samples in space (spatial replicates), number of samplings in time (temporal replicates), seasonality, and any relevant additional observation. It is important to clarify that an article can represent more than one item for the analysis. For more detailed information from each of the analyzed studies, please see [Supplementary Annex 1](#). To keep consistency with the literature, we used the biogeographical proposal by Morrone et al. (2022) to standardize and unify the biomes.

### Publication bias

This literature search type has several limitations, which were carefully considered when analyzing the data and interpreting the results. First, the search may miss some relevant papers simply because either the title, abstract, or keywords did not contain the focal keywords. Other authors have previously identified these limitations using similar search approaches (see Prather et al., 2013). It is evident that the language, especially in the Neotropical region, is a limiting factor in the search and that articles in Spanish and Portuguese could have been left out. Finally, we may have failed to include some works that were not indexed by the platforms used here. Despite these limitations, we believe that the data retrieved gives us enough relevant information to examine general trends in dung beetle trapping research in the Neotropics. With our current literature revision, we may identify knowledge gaps that could help us to develop future research strategies to build more precise methodological approaches.

## Results

As a result of our bibliographic search, we found 241 articles studying dung beetles in the Neotropical region (Figure 1;



[Supplementary Annex 1](#)). We recorded evidence of a marked trend toward an increase in publications on dung beetles in the last three decades (Figure 2A). We registered very few works in the 90s and none before 1990, which is related to the restrictions of the search method and the words used. Most of the registered articles are in English ( $n = 194$ , 80.5%), followed by Spanish and Portuguese (Figure 2B). We find a wide variety of registered journals, with more than 74 different journals. The journals with the highest number of articles included are *Revista Brasileira de Entomologia*, *Journal of Insect Conservation*, *Revista Mexicana de Biodiversidad*, *Neotropical Entomology*, and *PLoS ONE* (Figure 2C).

### Biogeographical evaluation (regions and countries)

Twelve countries are represented in our dataset, comprising almost the full range of the Neotropical region, with the southernmost study being carried out in Uruguay and the northernmost in Mexico (Figures 1, 2D). The studies included South, Central, North America, and the Caribbean. Brazil had the largest number of studies ( $n = 122$ , 50.6%), followed by Mexico ( $n = 80$ ; 33.2%), and Colombia ( $n = 19$ , 7.9%; Figure 2D). Data from these three countries represented 91.7% of our

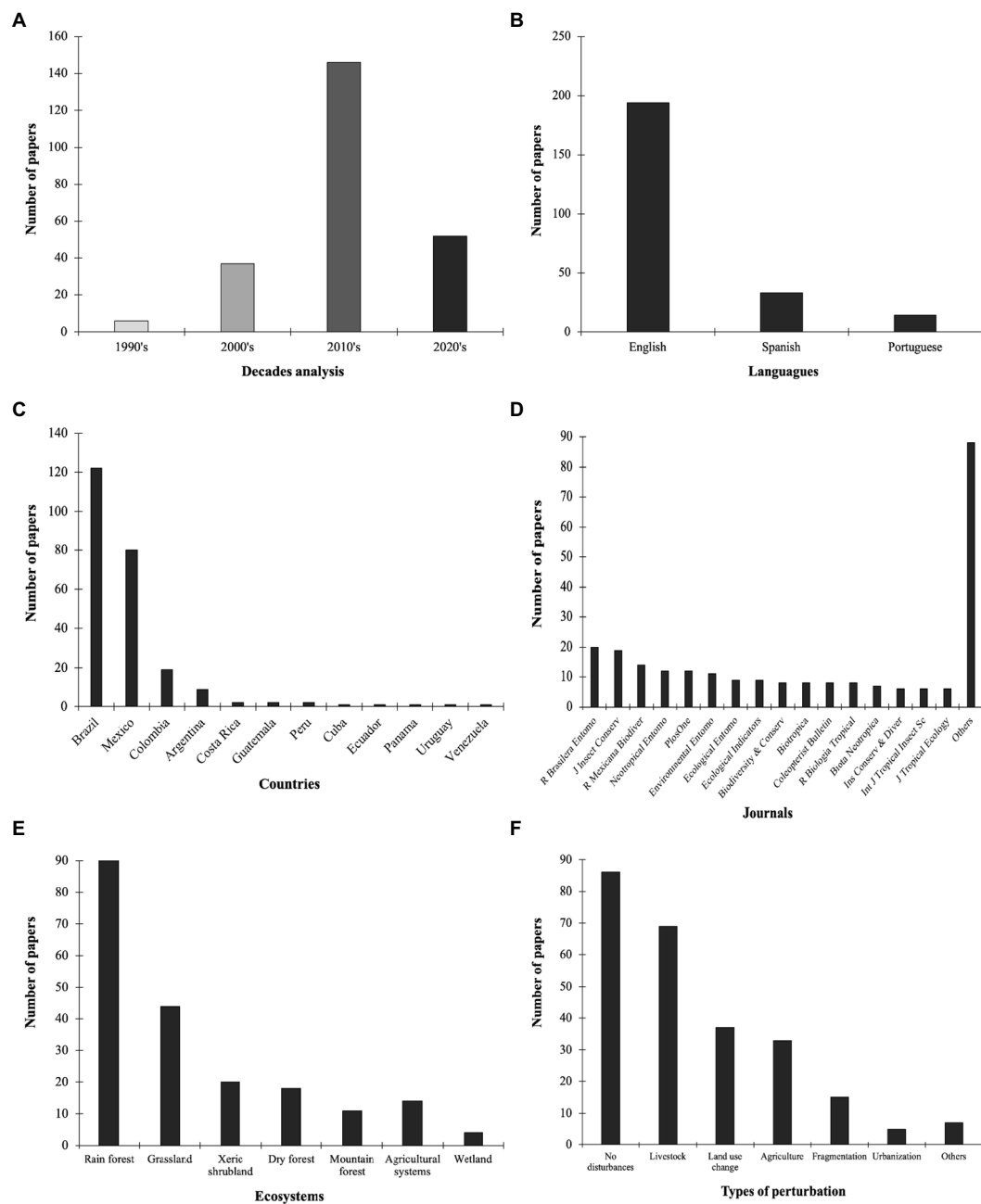


FIGURE 2

Number of published papers on dung beetle sampling compiled in the Neotropics according to different variables: (A) Decades analysis; (B) Languages; (C) Journals; (D) Countries; (E) Ecosystems; and (F) Types of perturbation.

dataset. Argentina was represented by nine papers (3.7%). Among the countries with the lowest number of publications in this review, Costa Rica, Guatemala, and Peru were represented by two papers each (0.8%); Cuba, Ecuador, Panama, Uruguay, and Venezuela were represented by only one study each (0.4%). Nine countries, within the Neotropical region had no studies recorded in this review. In Brazil, most studies took place in the Paraná dominion (Atlantic province, Araucaria Forest province, and Paraná Forest province) and Chacoan dominion (Caatinga province and Cerrado province). In Mexico, most studies were conducted in the Mexican Transition Zone (Trans-Mexican Volcanic Belt province) and the Mesoamerican dominion (Veracruzian province and Yucatán Peninsula province). In Colombia, most studies belonged

to the Pacific dominion (Guajira province, Magdalena province). To cite some prolific researchers in Mexico: G. Halfpeter, M.E. Favila, A. Estrada, L. Arellano, and R.P. Salomão; in Brazil: J.N.C. Louzada, F.Z. Vaz-de-Mello, M.I.M. Hernández, P.G. da Silva, and C.M.A. Correa; and in Colombia: L.C. Pardo-Locarno, F. Escobar, and J.A. Noriega.

## Researched ecosystems, natural, and unnatural

Natural forests were the most studied ecosystem, with 62.6% of the reviewed studies ( $n = 151$ ; Figure 2E). Among them, tropical

rainforests showed the highest number of papers ( $n = 122$ , 50.6%), followed by dry forests ( $n = 18$ , 7.5%), and mountain forest ( $n = 11$ , 4.5%). Other natural ecosystems, such as xeric shrubland and wetlands, represented together 9.9% of the total number of studies. Research on Neotropical dung beetles also showed a high number of papers in other non-forested ecosystems. Among these papers, some of the most studied include grassland (including both natural and anthropic, with 18.2%) and agricultural systems (5.8%; [Figure 2E](#)) which encompassed coffee, corn, or oil palm plantations. In addition, around two-thirds of the studies evaluated dung beetles under the effects of anthropic disturbance ([Figure 2F](#)). Among them, livestock was the most studied anthropic impact ( $n = 69$ , 28.6%), but other agriculture or fragmentation were also common.

## Type and number of traps

Pitfall traps were used in the majority of studies ( $n = 206$ , 85.48%), while manual capture ( $n = 21$ , 8.71%), light traps ( $n = 13$ , 5.39%), flight interception traps ( $n = 11$ , 4.56%), and NTP-80 (permanent necro trap model 80,  $n = 7$ , 2.90%) were less frequently used. Carp traps, dung pats, Malaise traps, aerial traps, Shannon traps, and platform traps were used in very few studies (totaling  $n = 17$ , 7.05%; [Figure 3A](#)). None of the typical techniques were used in a small number of studies ( $n = 5$ ; 2.07%); instead, other observations or experimental methodologies were used. Most studies ( $n = 208$ , 86.31%) surveyed dung beetles using only one trap type, two trap types were simultaneously used in 21 studies (8.71%), while three trap types were used in one study (0.41%) and four different types were used in four studies (1.66%; [Figure 3B](#)). Pitfall traps were used as the only surveying method in 182 (75.52%) studies; samplings using exclusively manual capture was performed in eight studies (3.32%), and light traps were only used in seven studies (2.90%). Studies using only flight interception traps to sample dung beetles comprised four studies (1.66%).

Overall, studies that used more than one sampling method always used pitfall traps (e.g., pitfall and light traps, pitfall and NTP-80, pitfall and platform traps, pitfall and Shannon traps, pitfall and carp traps). In very few studies, pitfall traps were combined with flight interception traps ( $n = 6$ , 2.49%) and direct collection ( $n = 5$ , 2.07%). Among the studies that used pitfall traps, the number of traps ranged from four to more than 300 traps. Almost one-third of the studies ( $n = 62$ , 30.10%) had a sampling effort ranging from four to 20 traps. In 42 of the analyzed studies (20.39%), there was a sampling effort ranging from 21 to 60 traps; in 73 of the studies (35.43%) from 61 to 300 traps were used; 300 or more traps in 26 studies (12.62%; [Figure 3C](#)). In three studies (1.46%), the number of traps used was not reported.

## Type, number, and quantity of bait

Baited techniques to sample dung beetles were used in most of the studies analyzed, and only 2.9% used non-baited collecting methods. Human dung was the most used bait, corresponding to 56% of the papers evaluated ( $n = 135$ ). Secondly, carrion was used in 41.5% of the studies ( $n = 100$ ), followed by cattle dung ( $n = 42$ , 17.4%) and pig dung ( $n = 34$ , 14.1%; [Figure 3D](#)). In a smaller number of studies, other dung types were used as baits, including horse, wild vertebrate [native and exotic species, e.g., waterbuck – *Kobus ellipsiprymnus* (Ogilby, 1833) and jaguar – *Panthera onca* (Linnaeus, 1758)], and combinations of

different types of dung, such as human and pig dung. There was no consensus concerning the number of baits used in the sampling protocols. Almost half of the papers ( $n = 110$ , 45.6%) used only one bait type, whereas 35.2% ( $n = 85$ ) of them used two types of bait and 9.1% used three types of bait ( $n = 22$ ; [Figure 3E](#)). The amount of bait used varied and ranged from 25 g to 35 g ( $n = 48$ , 19.9%), followed by 40–50 g ( $n = 41$ , 17.0%), and 5–25 g ( $n = 31$ , 12.8%; [Figure 3F](#)). Nonetheless, a significant number of analyzed papers ( $n = 86$ , 35.6%) did not include this information.

## Time, distance between traps, and spatial sampling

A considerable number of studies did not present a clear temporal ( $n = 48$ , 19%) and spatial ( $n = 52$ , 21.6%) distribution of traps. This included studies with unclear sampling techniques or studies with sampling techniques that did not comprise the use of traps *per se* (e.g., direct collection in dung pats). The time length during which traps were kept active in the experiments varied greatly, ranging from 24 h (1 day) to more than 480 h (20 days; [Figure 4A](#)). Among the studies that reported the time in which traps were kept active in the field, most of them had traps installed for 48 h ( $n = 114$ , 47.3%), followed by 24 h ( $n = 40$ , 16.6%), with fewer choosing 480 h or more ( $n = 28$ , 11.6%). Three studies (1.2%) let traps remain active for <24 h. Distances between traps varied widely, from 2 m to 1,000 m ([Figure 4B](#)). From the studies in which trap spacing was reported, most of them had traps spaced 50 m apart ( $n = 76$ , 40.2%). A considerable number of studies used the spacing intervals 2–20 m ( $n = 52$ , 27.5%) and 25–40 m ( $n = 25$ , 13.2%), while a few studies spaced traps more than 50 m (from 60 m to 100 m,  $n = 13$ , 6.8%; 150 m or more,  $n = 11$ , 5.8%). In terms of spatial sampling, of the 241 articles reviewed, the majority (>55%) used between 1 and 3 replicates per study, however a single replica was used by most of the authors ([Figure 4C](#)). Forty percent used more than four replicates, of these less than half (45%) used more than 10 replicates. A minority of studies (4%) did not give sufficient information on the sampling.

## Seasonality and temporal sampling

Concerning temporal variation, research conducted throughout the year corresponded to only 22.8% ( $n = 55$ ) of the papers reviewed ([Figure 4D](#)). In general, research was carried out only in the rainy season ( $n = 89$ , 36.9%), while other works also include the dry season with 20.3% of the total ([Figure 4E](#)). There are very few studies carried out only in the dry season, as well as papers that do not present explicit information about the time of year in which the study took place.

## Discussion

### Biogeographical evaluation and researched ecosystems

The large number of studies found in Brazil, Mexico, and Colombia reflects the pioneering aspect and growth of research centers and researchers aimed at studying the biology, ecology, and

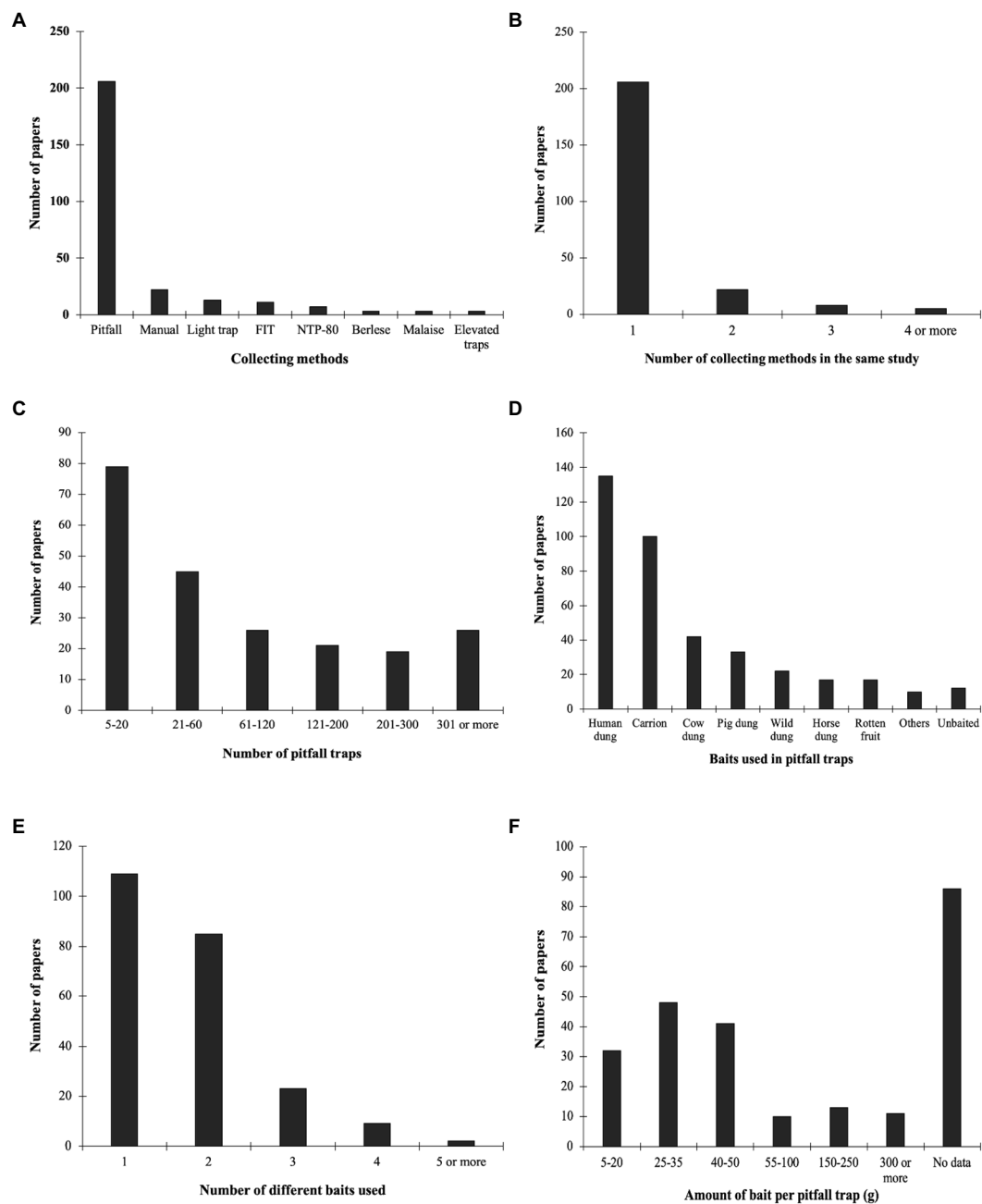
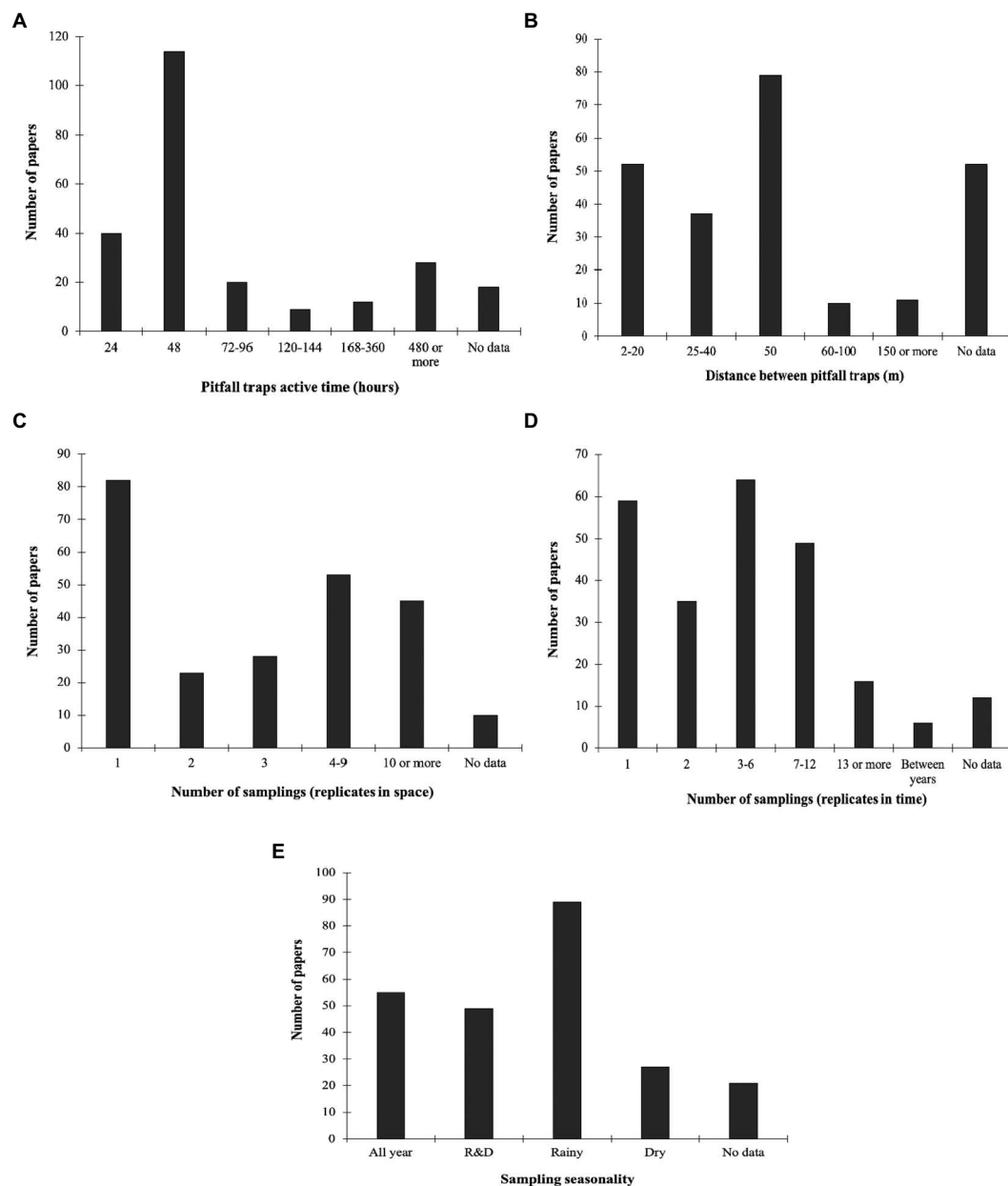


FIGURE 3

Number of published papers on dung beetle sampling compiled in the Neotropics according to different variables: (A) Collecting methods; (B) Number of collecting methods in the same study; (C) Number of pitfall traps; (D) Baits used in pitfall traps; (E) Number of different baits used; and (F) Amount of bait per pitfall trap.

taxonomy of Scarabaeinae in these countries. Most of the work carried out with dung beetles in the Neotropics is carried out in natural forest environments, likely due to the large coverage of Neotropical forest biomes, but also strongly influenced by the geographical location of researchers throughout history, initially focused on Mexico with the pioneering work carried out by Halffter and collaborators. After the proposal on using dung beetles as ecological indicators (Halffter and Favila, 1993), many works emerged comparing communities in pristine and anthropized environments (e.g., Gardner T. A. et al., 2008; López-Bedoya et al., 2021, 2022). When comparing multiple

environments (i.e., natural vs. anthropic), it is necessary to carefully standardize the sampling methodology, to avoid collecting bias. For example, baits placed in environments with high direct solar incidence can quickly lose efficiency due to water loss (Lobo et al., 1998) representing a potential bias on capture rates between environments. Several classical studies of the 90's or previous were not included; these papers are found in local or not indexed journals. These are located in Mexico and Brazil, but this does not alter the general pattern. Almost 14 provinces do not show any studies in this work, which suggest low or null effort, particularly in the Subregion called the South American



**FIGURE 4** Number of published papers on dung beetle sampling compiled in the Neotropics according to different variables: (A) Pitfall traps active time; (B) Distance between pitfall traps; (C) Number of samplings in space; (D) Number of samplings in time; and (E) Sampling seasonality.

Transition zone. In the following paragraphs, we will discuss the findings of this revision and suggest trends encompassing sampling protocols, aiming to improve and guide future ecological studies with dung beetles.

## Type and number of traps

Pitfall traps consist of a container buried at ground-surface level filled with liquid (soapy water or ethanol), allowing crawling animals to fall in but preventing them from leaving (Southwood, 1978; Brown and Matthews, 2016). Our results show that pitfall traps are the dominant method for capturing dung beetles. However, there is a

great diversity of models of this trap (Lobo et al., 1988; Veiga et al., 1989; Halffter and Favila, 1993) that have been implemented throughout history to capture a great diversity of taxa (e.g., Newton and Peck, 1975; Spence and Niemelä, 1994; Buchholz and Möller, 2018). The use, adaptation, and importance of pitfall traps for dung beetle capture were described by Lobo et al. (1988), Veiga et al. (1989), and Halffter and Favila (1993). Pitfall traps are popular because they are inexpensive and relatively simple to construct, install, collect, and are efficient in capturing beetles, especially when combined with bait suspended above the trap (Lobo et al., 1988; Halffter and Favila, 1993; Kočárek, 2000; Hohbein and Conway, 2018). The design of pitfall traps is not universal (Lobo et al., 1988), being contingent on the creativity of researchers (e.g., Porter, 2005; McKnight et al., 2013; Buchholz and



Möller, 2018), availability of resources, and characteristics of the ecosystem where they are deployed (e.g., Spence and Niemelä, 1994; Porter, 2005; Noriega and Fagua, 2009). This is the main reason why a clear description of the trap adaptations used is essential, so methodologies are replicable, and results are comparable (Brown and Matthews, 2016; Hohbein and Conway, 2018); rather than simply stating that “pitfall traps were used to capture beetles” (e.g., Sarges et al., 2012; Trujillo-Miranda et al., 2016; Salomão et al., 2019a). On the other hand, we must also consider that the current trends that focus on publishing shorter and more precise publications often results in articles with limited methodological descriptions, removing details of trapping methods.

The number of traps set has not been contemplated in most studies evaluating different aspects of the methodological design of studies using pitfall traps (Boetzi et al., 2018). In the few studies that have considered it, the number of traps was identified as one of the most critical factors in the sampling design (Engel et al., 2017). However, there has been and continues to be a considerable variation in the number of traps used in studies (Brown and Matthews, 2016), and dung beetles are no exception (see Supplementary Annex 1). In most studies, 10–40 pitfall traps were placed per sampling event. However, there are studies in which the number of traps implemented exceeded one thousand (e.g., Estrada et al., 1999; Sarges et al., 2012; Bourg et al., 2016), and the most extreme case evaluated is 2,400 active traps per sampling event (Estrada and Coates-Estrada, 2002). However, some studies do not include the number of pitfall traps used (Martínez and Suárez, 2006; Morón-Ríos and Morón, 2016; Salomão et al., 2019a); providing this information is critical to calculate capture rate and ensure replicability. The spatial distribution and number of traps across habitat gradients should also aim to be standardized to ensure unbiased evaluation of the impact of anthropogenic activities.

In a recent study, Rivera and Favila (2022) demonstrated that ecological studies in the Neotropics often collect more dung beetle individuals than necessary to obtain a representative diversity sample. They suggest that we are currently oversampling the dung beetle community. In future studies, it is crucial to assess the optimal number of traps between effort and efficiency (richness, abundance, and diversity of captured dung beetles), which is the most widely used criterion for selecting the sampling methodology (Noriega and Fagua, 2009). Finding this optimal number is important since the potential impact on dung beetle populations has not been quantified, and it is possible that with fewer traps, the species asymptote will be reached, avoiding over-capture. Also, the optimal number of traps is important, especially considering that dung beetle sorting and identification can be time-demanding activities that limit the development and conclusion of ecological studies.

The use of direct collection and active searching for beetles in dung pats is based on how easy it is to find fresh excrement and insects (e.g., Morelli and Gonzalez-Vainer, 1997; Mendes and Linhares, 2006; Lopes et al., 2020). In our work, manual capture was the most used method for collecting dung beetles after pitfall traps. Its main limitation is that it is especially useful for capturing endocoprids (i.e., *Eurysternus* spp., beetles that nest inside the excrement) and not for collecting paracoprids or telecoprids. Light traps have been primarily used to capture phytophagous and saprophytophagous beetles that are photophilic (Ratcliffe and Cave, 2009). Nonetheless, their use to capture Scarabaeinae is based on the fact that light trap can catch species that do not fall into other types of traps (Hill, 1996; Abot et al.,

2012), such as some species of *Dichotomius* Hope or *Digitonthophagus* Balthasar. Flight interception and Malaise traps are also used, intended to intercept insects randomly as they move through the air without avoiding or attracting into the trap (Southwood, 1978; Boiteau, 2000). The effectiveness of flight interception traps is limited because flying adults avoid them and may bounce off the trap without being picked up (Boiteau, 2000). We noted that these traps were among the most used after manual capture and light traps (e.g., da Costa et al., 2009; Rodrigues et al., 2010; Otavo et al., 2013; Puker et al., 2020; de Moura et al., 2021). The popularity of their use is based on the active flight displayed by dung beetles, which allows them to be intercepted if the traps are appropriately located (Puker et al., 2020). Flight intercept traps allow the capture of dung beetles not attracted by omnivore bait, as some species of *Onthophagus* Latreille, *Deltochilum* Eschscholtz, *Phanaeus* MacLeay, *Canthidium* Erichson, *Cryptocanthon* Balthasar, or *Anomiopus* Westwood, which have other food preferences (i.e., carrion, predatory, fugivory, mycetophagy).

The other most commonly used trap to capture dung beetles was NTP-80 (a model invented by Miguel A. Morón), a modification of the pitfall traps designed for the collection of insects with an affinity for decaying organic matter of animal origin, which can remain active for extended periods, and that has the main advantage of preventing looting by mammals attracted by the bait (Morón and Terrón, 1984). All the papers citing this trap were performed in Mexico (e.g., Trevilla-Rebollar et al., 2010; Deloya et al., 2013; González-Hernández et al., 2015), suggesting that it is a local modification that is not commonly used in other countries. Other types of complementary traps (e.g., aerial traps, light traps, flight interception traps, mini-Winkler extractor) for the capture of dung beetles are extremely limited because they usually incur extra expense and time, and generate discrete results in the effort and efficiency ratio. However, it has been mentioned by several authors that these traps can be used to capture rare species that do not usually fall into pitfall traps (e.g., Hill, 1996; Noriega, 2011; Abot et al., 2012; Touroult et al., 2017; Silva et al., 2020; Ong et al., 2022) and so helpful to taxonomical approaches to get rare and/or small species (e.g., Mora-Aguilar and Delgado, 2018, 2019). Therefore, studies with these traps are more relevant for taxonomic research and not for bioindicator studies. Thus, studies that evaluate these aspects in the future should be conducted.

## Type, number, and amount of bait

It is virtually impossible to collect all species in a taxonomic group with only one sampling technique or bait type (e.g., Missa et al., 2009). However, a high sampling efficiency of the assemblage is vital to any research involving the biodiversity of dung beetles (e.g., Marsh et al., 2013; Noriega, 2015; Correa et al., 2018) since they are widely used as bioindicators of environmental changes (Halfpeter and Favila, 1993; Nichols et al., 2007). Human dung is the most used bait to sample dung beetles in the Neotropical region. Indeed, the feeding preference of dung beetles for omnivorous mammal dung usually attracts a more significant number of species and individuals relative to herbivore dung, carnivore dung, rotten fruits, or carrion (Filgueiras et al., 2009; Bogoni and Hernández, 2014; Correa et al., 2016, 2018; Salomão et al., 2018). Human dung is one of the most attractive baits for the dung beetle sample (Martín-Piera and Lobo, 1996) and is a resource available worldwide wherever the researcher travels (Marsh et al., 2013). For these reasons,

human dung features as the bait type most used to sample a high abundance and species richness of dung beetle in ecological studies at the assemblage scale (Howden and Nealis, 1975; Gardner T. A. et al., 2008; Correa et al., 2016). Marsh et al. (2013) suggested using human-pig dung mixes in different proportions, with this mixed dung bait (human:pig) exhibiting efficiency comparable to human dung (see Marsh et al., 2013) and is used in more recent studies (e.g., Braga et al., 2013; França et al., 2020; Noriega et al., 2021a; see Supplementary Annex 1), demonstrating a possible tendency for future studies in the Neotropical region. In contrast, omnivorous dung can be an ineffective bait for species with a preference for open areas and/or herbivorous dung (Noriega *personal observation*).

Most of the studies used a single bait type in their sampling protocol, usually human dung which allows standardized comparisons among different habitats (see Howden and Nealis, 1975; Gardner T. A. et al., 2008; Correa et al., 2016). Using a single bait has clear logistical advantages, such as reduced time to set up traps in the field, reduced physical effort, and fewer financial resources (Gardner T. et al., 2008). Nevertheless, due to the trophic specialization of dung beetles (Halffter and Matthews, 1966), using multiple baits may attract a more diverse group of beetles and thus result in a better characterization of assemblages (e.g., Larsen et al., 2006; Noriega, 2015; Correa et al., 2016; Chamorro et al., 2019). Although, carrion was widely recorded in studies that used two or three bait types, mainly together with a dung type (e.g., human, cattle, or pig dung) but almost never used as the only bait in a study. The use of carrion is important due to the possibility of sampling generalists and necrophagous species (Halffter et al., 2007). Still, contrasting to dung there is no standardized carrion type to sample dung beetles, and studies use different carrion types, including fish, chicken, bovine, and pig (see Supplementary Table S1). Pivotaly, the use of baits (individual or combined) will depend on the main objective of the research (see Correa et al., 2018).

The amount of bait used ranged from 5 g to 50 g. Indeed, there is no consensus in the literature on the amount of bait needed to sample dung beetles effectively, even though it has been reported that the amount (e.g., size and volume) of bait has a positive effect on the number of species and individuals captured (see Peck and Howden, 1984; Gill, 1991; Raine et al., 2020; Martínez-Hernández et al., 2022). The most commonly used dung type, human dung, can be in short supply, with a single person generating fresh dung for about 8–10 traps per day, based on a standard bait size of 20 g proposed by Marsh et al. (2013). This reduced the number of traps per day and severely limited sampling effort, and because of the high sampling effort employed in dung beetle ecological research (Gardner T. et al., 2008), larger amounts of human dung are required. This fact may drive the researchers to use lower amounts of bait per trap, aiming to increase the number of traps in their studies. To understand better how the collection method can affect the quantification of the community, further studies should assess the efficiency of different amounts of baits in sampling dung beetles in the Neotropical region (Martínez-Hernández et al., 2022). Furthermore, to our knowledge, it is relatively unknown how the amount of bait may affect the attractiveness of dung beetle assemblages in scenarios with distinct environmental and landscape conditions. In dry ecosystems, such as in tropical dry forests in the Neotropics, dung dries more quickly compared to wet

ecosystems (e.g., tropical rainforests). Regarding ecosystem types, the amount of feces could be considered and modulated in order to maintain a similar attractiveness during the sampling period among different regions. Thus, this information may help researchers to use a standardized and/or ideal amount of bait per trap in future studies.

## Time and distance between traps

Most studies using pitfall traps ranged from 24 to 48 h of active trapping. Previous studies state that dung beetles have a high colonization rate on decaying material during the first 48 h of resource availability (Kessler and Balsbaugh, 1972; Sullivan et al., 2017; Wassmer, 2020). There are two important factors related to the time in which baited traps are active: (i) the decrease in the potential of the attractiveness of the resource with the advance of time (Hanski and Cambefort, 1991), and (ii) decaying organisms that fall in the pitfall produce odors that may attract or repel organisms other than those attracted to the bait used in the experiment (Schmitt et al., 2004; Fletchmann et al., 2009). In tropical rainforests, 48 h comprises the optimal time-lapse to obtain the most bait-attracted dung beetles. Nonetheless, in tropical dry forests, there is a high evapotranspiration dynamic (Sampaio, 1995; Velloso et al., 2002), which results in the rapid drying out of food resources. In dry-forest ecosystems, it is relatively common to install pitfall traps for 24 h (e.g., Barraza et al., 2010; Rangel-Acosta and Martínez-Hernández, 2010; Salomão et al., 2018). Decaying organisms in pitfall traps may attract insect-feeding vertebrates (e.g., *Caracara plancus* (Miller, 1777), Oliveira-Ribeiro *personal observation*; Young, 2015), resulting in the consumption of dung beetles within pitfall traps. Considering the decrease of attractiveness after 48 h and the biased attractiveness caused by decaying material, the time duration of 48 h is the most appropriate for dung beetle surveys at the assemblage level, although it is also possible to re-bait traps every 24 or 48 h, eliminating the problem of attractiveness decline. However, it would lead to an increase in the time spent on collecting.

Trap spacing had an astonishing range, from two to 1,000 m apart. Nonetheless, most studies (more than 80%) spaced traps up to 50 m. Standardized trap spacing guarantees accurate ecological comparisons among ecological studies (Larsen and Forsyth, 2005; Noriega and Fagua, 2009; da Silva and Hernández, 2015; but see Moctezuma, 2021). Dung beetle trap spacing relates to the study sampling unit: studies in which traps are treated as individual samples require spatial independence, while studies that consider a set of traps as a sample need spatial independence among samples. To determine the appropriate trap spacing that avoids pseudo replication issues (i.e., guaranteeing spatial independence among traps or set of traps), previous studies tried to assess the optimal distance among sampling units (Larsen and Forsyth, 2005; da Silva and Hernández, 2015). According to these studies, trap spacing from 50 to 150 m (depending on the mobility of the species and environmental conditions) would be an adequate distance to avoid interference between samples. In studies that evaluate the landscape process, it is most beneficial to distribute traps in a way that allows effective regional sampling, which is limited by the smallest study sites (e.g., islands, forest fragments, see Filgueiras et al., 2015; Storck-Tonon et al., 2020; Rodríguez-García et al., 2021). Whenever a habitat

is spatially limited, traps need to be clustered spatially, and thus trap spacing can be relatively small (e.g., Arellano et al., 2005; Costa et al., 2013). Traps can be installed close to each other to evaluate bait attractiveness or food preference (e.g., 2–3 m; see Louzada and Carvalho e Silva, 2009; Correa et al., 2018), while ecological studies that do not aim to sample the diversity of a region (e.g., studies of seed dispersal or to obtain a focal species), optimum trap spacing is not necessarily a rule.

## Spatial, seasonality, and temporal sampling

The highest percentage of studies used only one sample (space-for-time replicates), due to several reasons. Some large-scale studies (i.e., comparing bioregions) use few samples, either to randomize a large number of sites avoiding pseudoreplication or to study biogeographical patterns (e.g., da Silva P. G. et al., 2022). Other studies focused more on behavior, natural history, or ecosystem services (e.g., Salomão et al., 2018; Noriega et al., 2021a), do not usually include gradients or a spatial analysis comparison. In addition, studies that are not necessarily large-scale will choose small sampling replicates to avoid spatial autocorrelation (Leather et al., 2014; Negrete-Yankelevich and Fox, 2015) or to study spatiotemporal diversity (e.g., Ferreira et al., 2018). Twenty percent of the reviewed studies used two or three samplings, most of which used spatial controls or replicas of the same habitat (Gómez-Cifuentes et al., 2019), while ~22% of studies used from four to nine replicates, including works with spatial replicability, studying beetles at the landscape level (e.g., Ramírez-Ponce et al., 2019; Correa et al., 2021). Studies with a larger number of samples (>10) are mainly due to studies with multi-year sampling (e.g., Salomão et al., 2020; Noriega et al., 2021b), studies in wider areas with multiple sites and replicates, or analyzing longer gradients (e.g., Vulinec, 2002; Correa et al., 2019). Lastly, the absence of detailed information on sampling or replication in some articles is a widespread pattern in other sub-themes, where the description of the methodological component is very incomplete, especially when the articles are concerned with details of natural history, food preferences, phenology, etc.

In terms of seasonality and temporal sampling, the rainy season may be ideal for collecting a higher abundance of adults that can be attracted to baited traps (Halfpter and Matthews, 1966; Andresen, 2005; Correa et al., 2018). This is due to the behavior of dung beetles, which is strongly influenced by the rains (Halfpter and Matthews, 1966; Doube, 1991; Hanski and Cambefort, 1991) and temperatures throughout the year (Verdú et al., 2006; Hernández and Vaz-de-Mello, 2009; da Silva et al., 2018). These activity peaks in rainy periods (mainly in environments with slight thermal variation throughout the year) are related to the physiological characteristics of insects, which must be able to survive by minimizing the loss of body water (Verdú et al., 2019), extracted from the trophic resources (e.g., excrement or other types of organic matter). In addition, the moisture of the resource, or the amount of water that the excrement can hold, is an important factor both in the spread of smell over long distances and the water availability provided by these beetles (Fletchmann et al., 2009; Dormont et al., 2010; Holter, 2016). Baits in traps for dung beetles suffer intense dehydration in dry periods, which produces a lower attractiveness (Lobo et al., 1998). Nonetheless, it is important to consider that seasonality among insects in the tropics is still uncertain (Kishimoto-Yamada and Itioka, 2015), mainly in ecosystems that are

evergreen and that do not have a marked dry season. Such an argument is often used in ecological studies of dung beetles in the Neotropics that are performed during the dry season (e.g., Salomão et al., 2019b).

Ambient temperature is an excellent variable in predicting Neotropical dung beetle species richness (Lobo et al., 2018). Although some dung beetle species can slightly control their body temperature (e.g., Verdú and Lobo, 2008; Gallego et al., 2018); they are animals that depend on environmental temperature to perform their physiological functions, with an ideal temperature range (Chown, 2001; Sheldon et al., 2011). As humidity and temperature are strongly associated, spring or rainfall periods are suitable for these individuals to leave the nests for feeding or reproductive purposes. In this sense, it is important to take into account that the dispersion of individuals at these times can mask the dependence that many species have on their habitat since, during these favorable periods, it is possible to capture species in habitats where they would not survive during the dry season (Hernández et al., 2014). Another relevant issue is that unfavorable environmental conditions are less critical in burrowing species since they are less subject to seasonal climatic variations, remaining in the tunnels for long periods, where they have sufficient food for themselves and their offspring (Halfpter and Matthews, 1966; Hanski and Cambefort, 1991; Scholtz et al., 2009).

## Gaps, potential questions, things to improve, and recommendations

In this review, we examined the various methods used to depict dung beetle assemblages, diversity, and abundance in 241 papers published in peer-reviewed journals. We limited our search to the Neotropics, and those papers focused on dung beetle biodiversity. We analyzed several variables related to trapping design. Based on our analysis, we made a series of recommendations for the optimal procedures to examine dung beetle diversity and abundance, and we propose some minimum requirements for a standard protocol (see Box 1). In the interest of staying within our stated scope in this paper, we did not delve into other issues of importance for dung beetle diversity studies. We did not examine the methods for collecting beetles once they are in the trap, such as what kill solution is preferred (for example, the old technique of using ethylene glycol is no longer recommended because of its toxic effect on mammals). We also did not discuss live-trapping versus kill-trapping, labeling, storage, or identification (still problematic due to the many beetle species and the low number of taxonomists). In addition, several concerns in dung beetle studies were not discussed here, including the definition of diversity, the best metrics to use in describing dung beetle assemblages, and what statistical methods should be employed in comparing two or more habitats, to name a few. These are more complex and controversial subjects and need to be examined further.

### Box 1. Methodological considerations to standardize a sampling protocol for dung beetle ecological studies

One of the critical aspects of scientific studies is the possibility of replicating them. In ecological studies, the sampling design (i.e.,

**Box 1.****Methodological considerations to standardized dung beetle ecological studies**

**Type of traps.** For diversity studies, we recommend using baited pitfall trap as the primary trap to capture most species. Additionally, complementary traps (*i.e.*, interception flight, sifted ground, light, and aerial traps) should be included. Interception traps capture rare species with other food preferences; sifted ground samples capture small, flightless, and poor vagile species; aerial bait traps capture species with activity above the ground in a vertical gradient; and sometimes, light traps capture dung beetle species sensitive to lights, rarely found in baited traps.

**Traps design.** Pitfall traps should usually be plastic containers of 10-15 cm diameter, 0.5-1 l of volume, and bait is suspended in a 3-4 cm diameter cup hold or wrapped in gauze by a wire. Interception traps consist of a panel of 1.5-2 x 1.5-2 m with a ceiling of 2-2.5 x 2-2.5 m, and 5-6 trays of 20 x 40 cm, about 2 l. A standard Winkler sack design is suggested. Light trap with a fabric screen and floor of 1.5-2 x 1.5-2 m or light traps. Aerial bait trap about 0.5 l. container that sits in a hole cut into a 25 cm diameter plastic dish, which serves as the floor for the trap. That first dish is tied up with nylon to a second dish that acts as a roof, from which a gauze bait bag is suspended.

**Set trap design.** We recommend using linear transects with at least 1.5 km between sites depending on the objectives or analysis.

**Number of traps.** Sampling units composed of 10 pitfall traps, using one bait type. Six pitfall traps can be the sampling unit per bait, if two or more different baits are used. One interception and one light trap separated, six aerial bait traps, and six samples of 0.5 x 0.5 m area of ground debris (leaves, twigs, rotting wood), sifting this through a 1 x 1 cm wire mesh, litter extracted with Winkler.

**Distance between traps.** Each sampling unit (*i.e.*, traps) must be separated at least by 50-100 m.

**Trap time.** Pitfall traps must be active for at least 48 h. Interception traps are semi-permanent and revised weekly, ideally. Light traps must be active for about 6 h from twilight to midnight, or use light traps to sample 24 h. Litter extraction in Winkler sacks of 72 h, at least.

**Bait.** Human dung, or a mix of human-pig dung (1:3), is the primary type of bait to capture most species. Wild animal dung, carrion, decaying fruit, mushrooms, or prey such as millipedes could be complementary. An amount between 30-50 g located outside the pitfall trap is suggested. In the case of light traps, mercury vapor and UV lights or modifiable wavelength light are recommended.

**Seasonality.** Contiguous rainy and dry season sampling must be considered as a minimum.

**Spatial replicate.** Three spatial replicates with the same condition (*i.e.*, three conserved patches or three perturbed patches) as a minimum. More than one sampling unit in exactly the same place or patch condition is a pseudo-replicate. In landscape-scale studies, we recommend sampling as many units as possible.

**Temporal replicate.** Three replicates (*i.e.*, weekly, biweekly, monthly, annually) as a minimum.

**Geographical considerations.** Each scenario must be previously evaluated. Mountain landscapes or elevation differences in the landscape must be categorized thinking in altitudinal step effects on diversity. Spatial replications of these “steps” must be considered.

number of samples, spatio-temporal distribution of the samples, detailed sampling technique) configure as a primordial aspect that will allow replicability in further studies. Under such rationale, it is essential to note that a considerable number of ecological studies in this review did not correctly detail their sampling methodology. For example, some studies do not include the number of pitfall traps used, which is a determinant in calculating capture rate and ensuring replicability. Besides, the absence of detailed information on sampling or replication in some articles is a widespread pattern in other sub-themes. It is often expected that the characterization of methodological components is very poor, especially when the articles are concerned with details of natural history, food preferences,

phenology, etc. Such practices may come together with the requirements of ecological journals for manuscripts to present a concise description of methods. With the data presented in this study, we reinforce the importance of adequately detailing sampling methodology in ecological studies encompassing the dung beetles.

In this context, we found different information gaps in both geographical and methodological contexts. This investigation shows how multiple countries of the Neotropical region present limited knowledge on dung beetles (evidenced by the few researches found). For this reason, an increased research effort is recommended on dung beetles in countries with high biodiversity potential, such as Ecuador, Peru, and Venezuela. In this context, dung beetles have been used in

different meta-analyses (e.g., [Nichols et al., 2007](#); [López-Bedoya et al., 2022](#)). However, a substantial limitation of interpretation of results when evaluating global patterns is the standardization of methodologies between investigations included in a meta-analysis. To provide better conclusions on global patterns, it is necessary to start with methodological standardization on dung beetles. The idea of standardizing a sampling methodology is to allow comparisons on a large scale (continental, neotropics, etc.), allowing for studying global changes. However, we understand that we are still some ways away from standardization, as the more crucial things while developing a methodology are the question we want to answer and the material and financial resources available to answer it. In saying that, we acknowledge that much of the research carried out in Latin America has limited funding, so the methodology followed is subject to the financial and human resources available to researchers.

Standardization in models and size of other types of traps (including pitfall) is poorly evaluated. In some cases, the experience in the right location, orientation, selection of corridors or gaps, and the number of this type of traps and samples (e.g., mini-Winkler, interception) could be an essential factor in efficiency in obtaining favorable results in rare species of scarabs. This inexperience could be derived from the fact that this type of trap is more commonly used by taxonomists to other groups of beetles or insects. Collaboration between experts in ecology and taxonomy should be mandatory for the correct determination of species, better analysis of data, and a deep study of the numerous specimens collected and frequently stored. This way, several of these specimens or a synoptic sample should be preserved, pinned, and deposited in public collections. The standardized methodology for sampling dung beetles suggested in this study (see Box 1) may be helpful for studies directed toward the knowledge of dung beetle fauna that can support data on the species distribution in the Neotropical region. Here, we offer a methodological guideline that can be replicated in studies at local scales in the Neotropics or other regions of the world with a high diversity of dung beetles (e.g., Afrotropical, Oriental).

Considering the time, financial and logistical resources, which in many cases are scarce, we suggest a standardization for the dung beetles sampling. The use of transect for dung beetle sampling is widely used (e.g., [Gardner T. et al., 2008](#); [Gardner T. A. et al., 2008](#); [Macedo et al., 2020](#); [Noriega et al., 2021a](#)), being suitable because it presents a greater amplitude in the dispersion of the odor plume of the baits when compared with other denser configurations of traps. Considering that most forest areas in the Neotropics are small (e.g., [Ribeiro et al., 2009](#)), very long transects are not possible due to the edge effect (see [Laurance and Bierregaard, 1997](#)); therefore, the distance of 100 between traps within the same site is more feasible, considering the configuration of the areas, especially forest areas in the Neotropics. However, if it is not possible to use 100m, at least a minimum distance of 50m is recommended. We suggest five or six traps per site (see [Rivera and Favila, 2022](#)), therefore considering a transect of 400 m, with five traps spaced at 100m by type of bait, considered as a replica, and at least three replicas, regarding the distance between sites.

We suggest that the distance between sites should not be <1.5 km since large species can disperse, covering a distance of 1 km in 2 days ([Peck and Forsyth, 1982](#)). This distance between areas ensures that traps installed for 48 h do not receive dung beetles from other areas studied. Small traps can limit the capture of beetles, especially in tropical forests, which within 48 h, can

attract large numbers of insects. Therefore, we suggest traps with a capacity of at least 0.5–1 L, and around 1/3 of their liquid capacity can be added (water + salt + neutral detergent). The short period (48 h) makes the salt efficient for preserving the dung beetles and does not interfere with the attraction of the beetles. The detergent helps to break the surface tension of the water. For bait, plastic coffee cups (50 mL) are easy to find in any country, so we suggest their use, with the bait supply in at least 1/3 of its capacity, with a mix between pig-human dung bait, due to the ease of use, wherever the researcher is ([Marsh et al., 2013](#)). As a suggestion for the pitfall traps, plastic plates can be used to avoid the bait's desiccation and prevent its contents from leaking due to rain. We also suggest installing the traps in places with little solar radiation; for this, the researcher can find more suitable places as far as possible. These suggestions aim at the bait's attractiveness during the entire period of trap activity.

In terms of potential research areas, there are several future studies. One topic that has not been fully explored is the attraction of dung beetles to specific chemicals. In order to know and determine the volatile organic compounds (VOCs) to which beetles are most attracted may evaluate the best baits to use in the field. This multi-disciplinary research area requires chemical analysis of the VOCs, followed by lab and field behavioral trials. Another aspect to explore is experimental approaches focused on diversity complementarity by comparing different types of traps, types of baits, and proportions of bait mixes need to be explored. It is essential to include and evaluate several types of baits and species or groups of mushrooms, fruits, carrion, dung, and mesofauna, as myriapods and gastropods are necessary. In addition, sample coverage estimators may be considered in future meta-analysis studies aiming to propose the most appropriate sampling effort in dung beetle studies in different Neotropical ecosystems.

In terms of potential aspects to improve is the omission of information on the richness and abundance captured in each trap in ecological studies related to dung beetles. Providing this information as [Supplementary material](#) in future studies would not mean any additional effort because it is an essential step in organizing and analyzing the information in this type of study. Henceforth, we recommend providing this information as the best way to improve our understanding of the efficiency of the methodologies implemented (e.g., type of trap, the number of traps, the type of bait, the distance between traps) in research related to dung beetles. Analyzing this information will let us propose standardized, efficient sampling protocols for dung beetles in the upcoming years.

Due to the decrease in biodiversity due to anthropic causes, we believe it is crucial to think about pitfall traps that can keep the specimens alive after their identification in the field. Many species that fall into the traps are easily identifiable, and after being counted (and perhaps marked to avoid counting them in the following capture), these specimens could be released and returned to nature, thinking that they can continue to perform their ecosystem functions. Those species that are not easily identified or of which there are few specimens in scientific collections can be captured and deposited, as well as vouchers for each species. The need for intensive work on the biodiversity of many taxa is becoming more essential as climate change and habitat destruction increase, and surveys of organisms over time will enhance our understanding of the detrimental effects of these factors on our biodiversity ([Brodie et al., 2012](#)). Whatever way

one defines biodiversity, it is still well known that the wealth of species once seen on this planet is rapidly declining. Documenting this decline may give us clues to ameliorate it if we can do this quickly. Dung beetles are a suitable ecological indicator species, have essential roles in the ecosystem, and are a proxy for surveying large mammalian fauna, especially in the Neotropics. This is why it is critical to standardize our survey methodology and promote solid techniques across the landscapes where we collect these valuable insects.

## Data availability statement

The original contributions presented in the study are included in the article/[Supplementary material](#), further inquiries can be directed to the corresponding author.

## Author contributions

EM-A and JN conceived the idea, designed the research, and structured the manuscript. EM-A, AA-J, CC, PS, VK, PL-B, MH, JP-C, RS, GV, and JN gathered and analyzed the data. All authors interpreted the results, contributed to the writing of the paper, and approved the last version of the document.

## Funding

Funding was provided to DE and FE by the Natural Environment Research Council (grant no. NE/R017441/1). MH thanks CNPq (Science and Technology Ministry of Brazil), for a Productivity Grant (proc. 304713/2021-0). PS thanks the Coordenação de Aperfeiçoamento de Pessoal de Nível Superior (CAPES, Brazil) for post-doctoral grant (Process 88882.316025/2019-01, Code 001). RS was supported by Programa Nacional de Pós-doutorado/Capes (Government funds PNPD/

## References

- Abot, A. R., Puker, A., Taira, T. L., Rodrigues, S. R., Korasaki, V., and Oliveira, H. N. (2012). Abundance and diversity of coprophagous beetles (Coleoptera: Scarabaeidae) caught with a light trap in a pasture area of the Brazilian Cerrado. *Stud. Neotrop. Fauna Environ.* 47, 53–60. doi: 10.1080/01650521.2012.662846
- Andresen, E. (2005). Effects of season and vegetation type on community organization of dung beetles in a tropical dry forest. *Biotropica* 37, 291–300. doi: 10.1111/j.1744-7429.2005.00039.x
- Arellano, L., Favila, M. E., and Huerta, C. (2005). Diversity of dung and carrion beetles in a disturbed Mexican tropical montane cloud forest and on shade coffee plantations. *Biodivers. Conserv.* 14, 601–615. doi: 10.1007/s10531-004-3918-3
- Barbosa, L. G., Santos Alves, M. A., and Viveiros Grelle, C. E. (2021). Actions against sustainability: dismantling of the environmental policies in Brazil. *Land Use Policy* 104:105384. doi: 10.1016/j.landusepol.2021.105384
- Barraza, J. M., Montes, J. F., Martínez, N. H., and Deloya, C. (2010). Ensamblaje de escarabajos coprófagos (Scarabaeidae: Scarabaeinae) del Bosque Tropical Seco, Bahía Concha, Santa Marta (Colombia). *Rev. Col. Entomol.* 36, 285–291. doi: 10.25100/socolen.v36i2.9160
- Becker, C. G., Fonseca, C. R., Haddad, C. F. B., Batista, R. F., and Prado, P. I. (2007). Habitat split and the global decline of amphibians. *Science* 318, 1775–1777. doi: 10.1126/science.1149374
- Boetzl, F. A., Ries, E., Schneider, G., and Krauss, J. (2018). It's a matter of design—how pitfall trap design affects trap samples and possible predictions. *PeerJ* 6:e5078. doi: 10.7717/peerj.5078
- Bogoni, J. A., and Hernández, M. I. M. (2014). Attractiveness of native mammal's feces of different trophic guilds to dung beetles (Coleoptera: Scarabaeinae). *J. Insect Sci.* 14:299. doi: 10.1093/jisesa/ieu161
- Boiteau, G. (2000). Efficiency of flight interception traps for adult Colorado potato beetles (Coleoptera: Chrysomelidae). *J. Econ. Entomol.* 93, 630–635. doi: 10.1603/0022-0493-93.3.630
- Bourg, A., Escobar, F., MacGregor-Fors, I., and Moreno, C. E. (2016). Got dung? Resource selection by dung beetles in Neotropical forest fragments and cattle pastures. *Neotrop. Entomol.* 45, 490–498. doi: 10.1007/s13744-016-0397-7
- Braga, R. F., Korasaki, V., Andresen, E., and Louzada, J. (2013). Dung beetle community and functions along a habitat-disturbance gradient in the Amazon: a rapid assessment of ecological functions associated to biodiversity. *PLoS One* 8:e57786. doi: 10.1371/journal.pone.0057786
- Brodie, J. F., Post, E., and Laurance, W. (2012). Climate change and tropical biodiversity: a new focus. *Trends in Ecology & Evolution* 27, 145–150.
- Brown, G. R., and Matthews, I. M. (2016). A review of extensive variation in the design of pitfall traps and a proposal for a standard pitfall trap design for monitoring ground-active arthropod biodiversity. *Ecol. Evol.* 6, 3953–3964. doi: 10.1002/ece3.2176
- Buchholz, S., and Möller, M. (2018). Assessing spider diversity in grasslands – does pitfall trap color matter? *J. Arachnol.* 46, 376–379. doi: 10.1636/JoA-S-16-062.1
- Cardoso, P., Barton, P. S., Birkhofer, K., Chichorro, F., Deacon, C., Fartmann, T., et al. (2020). Scientists' warning to humanity on insect extinctions. *Biol. Conserv.* 242:108426. doi: 10.1016/j.biocon.2020.108426
- Cardoso, P., and Leather, S. R. (2019). Predicting a global insect apocalypse. *Insect Conserv. Divers.* 12, 263–267. doi: 10.1111/icad.12367
- Chamorro, W. R., Gallo, F. O., Delgado, S., Enríquez, S. I., Guasumba, V., and López-Iborra, G. (2019). Los escarabajos estercoleros (Coleoptera: Scarabaeidae: CAPES, Brazil). This is publication #36 of the Biodiversity, Agriculture, and Conservation in Colombia [Biodiversidad, Agricultura, y Conservación en Colombia (BACC)] project. PALB was supported by a Master's scholarship from Minas Gerais State Agency for Research and Development (FAPEMIG).

## Acknowledgments

We thank Roberta Moura for his valuable participation.

## Conflict of interest

The authors declare that the research was conducted in the absence of any commercial or financial relationships that could be construed as a potential conflict of interest.

## Publisher's note

All claims expressed in this article are solely those of the authors and do not necessarily represent those of their affiliated organizations, or those of the publisher, the editors and the reviewers. Any product that may be evaluated in this article, or claim that may be made by its manufacturer, is not guaranteed or endorsed by the publisher.

## Supplementary material

The Supplementary material for this article can be found online at: <https://www.frontiersin.org/articles/10.3389/fevo.2023.1096208/full#supplementary-material>

- Scarabaeinae) del Bosque Protector Oglán Alto, Pastaza. *Ecuador. Biota Colomb.* 20, 34–49. doi: 10.21068/c2019.v20n01a03
- Chown, S. L. (2001). Physiological variation in insects: hierarchical levels and implications. *J. Insect Physiol.* 47, 649–660. doi: 10.1016/S0022-1910(00)00163-3
- Correa, C. M. A., Braga, R. F., Puker, A., Abot, A. R., and Korasaki, V. (2018). Optimising methods for dung beetle (Coleoptera: Scarabaeidae) sampling in Brazilian pastures. *Environ. Entomol.* 47, 48–54. doi: 10.1093/ee/nvx191
- Correa, C., Braga, R. F., Puker, A., and Korasaki, V. (2019). Patterns of taxonomic and functional diversity of dung beetles in a human-modified variegated landscape in Brazilian Cerrado. *J. Insect Conserv.* 23, 89–99. doi: 10.1007/s10841-018-00118-6
- Correa, C. M. A., da Silva, P. G., Puker, A., and Abot, A. R. (2021). Spatiotemporal patterns of taxonomic and functional  $\beta$ -diversity of dung beetles in native and introduced pastures in the Brazilian Pantanal. *Austral Ecol.* 46, 98–110. doi: 10.1111/aec.12963
- Correa, C. M. A., Puker, A., Korasaki, V., Ferreira, K. R., and Abot, A. R. (2016). The attractiveness of baits to dung beetles in Brazilian Cerrado and exotic pasturelands. *Entomol. Sci.* 19, 112–123. doi: 10.1111/ens.12169
- Correa-Cuadros, J. P., Gómez-Cifuentes, A., and Noriega, J. A. (2022). Comparative effect of forest cutting and mammal hunting on dung beetle assemblages in Chocó biogeographic forests in Colombia. *Int. J. Trop. Insect Sci.* 42, 3045–3055. doi: 10.1007/s42690-022-00839-x
- Costa, F. C., Pessoa, K. K. T., Liberal, C. N., Filgueiras, B. C. K., Salomão, R. P., and Iannuzzi, L. (2013). What is the importance of open habitat in a predominantly closed forest area to the dung beetle (Coleoptera, Scarabaeinae) assemblage? *Rev. Bras. Entomol.* 57, 329–334. doi: 10.1590/S0085-56262013000300012
- da Costa, C. M. Q., Silva, F. A. B., Farias, A. I., and Moura, R. C. (2009). Diversity of Scarabaeinae (Coleoptera, Scarabaeidae) collected with flight intercept trap in the Charles Darwin ecologic refuge, Igarassu-PE. *Brazil. Rev. Bras. Entomol.* 53, 88–94. doi: 10.1590/S0085-56262009000100021
- da Silva, W. B., Cajaiba, R. L., Santos, M., and Périco, E. (2022). Effectiveness of ant communities to detect anthropogenic disturbance in Neotropical forest landscapes: a case study in the Brazilian Amazon. *Biodivers. Conserv.* 31, 211–226. doi: 10.1007/s10531-021-02329-x
- da Silva, P. G., and Hernández, M. I. M. (2015). Spatial patterns of movement of dung beetle species in a tropical forest suggest a new trap spacing for dung beetle biodiversity studies. *PLoS One* 10:e0126112. doi: 10.1371/journal.pone.0126112
- da Silva, P. G., Lobo, J. M., Hensen, M. C., Vaz-de-Mello, F. Z., and Hernández, M. I. M. (2018). Turnover and nestedness in subtropical dung beetle assemblages along an elevational gradient. *Divers. Distrib.* 24, 1277–1290. doi: 10.1111/ddi.12763
- da Silva, P. G., Souza, J. G., and Neves, F. D. S. (2022). Dung beetle  $\beta$ -diversity across Brazilian tropical dry forests does not support the Pleistocene arc hypothesis. *Austral Ecol.* 47, 54–67. doi: 10.1111/aec.13080
- de Moura, R. S., Noriega, J. A., Serpa, R. A., Vaz-de-Mello, F. Z., and Klemann, L. Jr. (2021). Dung beetles in a tight-spot, but not so much: quick recovery of dung beetle assemblages after low-impact selective logging in central Brazilian Amazon. *For. Ecol. Manag.* 494:119301. doi: 10.1016/j.foreco.2021.119301
- Deloya, C., Madora, A. M., and Covarrubias, M. D. (2013). Scarabaeidae y Trogidae (Coleoptera) necrófilos de Acahuizotla, Guerrero, México. *Rev. Colomb. Entomol.* 39, 88–94.
- Doré, M., Willmott, K., Leroy, B., Chazot, N., Mallet, J., Freitas, A. V. L., et al. (2021). Anthropogenic pressures coincide with Neotropical biodiversity hotspots in a flagship butterfly group. *Divers. Distrib.* 28, 2912–2930. doi: 10.1111/ddi.13455
- Dormont, L., Jay-Robert, P., Bessière, J. M., Rapior, S., and Lumaret, J. P. (2010). Innate olfactory preferences in dung beetles. *J. Exp. Biol.* 213, 3177–3186. doi: 10.1242/jeb.040964
- Doube, B. M. (1991). “Dung beetles of southern Africa” in *Dung beetle ecology*. eds. I. Hanski and Y. Cambefort (Princeton, NJ: Princeton University Press), 133–155.
- Durães, R., Carrasco, L., Smith, T. B., and Karubian, J. (2013). Effects of forest disturbance and habitat loss on avian communities in a Neotropical biodiversity hotspot. *Biol. Conserv.* 166, 203–211. doi: 10.1016/j.biocon.2013.07.007
- Engel, J., Hertzog, L., Tiede, J., Wagg, C., Ebeling, A., Briesen, H., et al. (2017). Pitfall trap sampling bias depends on body mass, temperature, and trap number: insights from an individual-based model. *Ecosphere* 8:e01790. doi: 10.1002/ecs2.1790
- Estrada, A., Anzures, D. A., and Coates-Estrada, R. (1999). Tropical rain forest fragmentation, howler monkeys (*Alouatta palliata*), and dung beetles at Los Tuxtlas, Mexico. *Am. J. Primatol.* 48, 253–262. doi: 10.1002/(SICI)1098-2345(1999)48:4<253::AID-AJPI>3.0.CO;2-D
- Estrada, A., and Coates-Estrada, R. (2002). Dung beetles in continuous forest, forest fragments and in an agricultural mosaic habitat island at Los Tuxtlas, Mexico. *Biodivers. Conserv.* 11, 1903–1918. doi: 10.1023/A:1020896928578
- Ferreira, J., Aragão, L. E. O. C., Barlow, J., Barreto, P., Berenguer, E., Bustamante, M., et al. (2014). Brazil's environmental leadership at risk. *Science* 346, 706–707. doi: 10.1126/science.1260194
- Ferreira, S. C., da Silva, P. G., Paladin, A., and Di Mare, R. A. (2018). Climatic variables drive temporal patterns of  $\alpha$  and  $\beta$  diversities of dung beetles. *Bull. Entomol. Res.* 109, 390–397. doi: 10.1017/S0007485318000676
- Filgueiras, B. C. K., Liberal, C. N., Aguiar, C. D. M., Hernández, M. I. M., and Iannuzzi, L. (2009). Attractivity of omnivore, carnivore and herbivore mammalian dung to Scarabaeinae (Coleoptera, Scarabaeidae) in a tropical Atlantic rainforest remnant. *Rev. Bras. Entomol.* 53, 422–427. doi: 10.1590/S0085-56262009000300017
- Filgueiras, B. C. K., Tabarelli, M., Leal, I. R., Vaz-de-Mello, F. Z., and Iannuzzi, L. (2015). Dung beetle persistence in human-modified landscapes: combining indicator species with anthropogenic land use and fragmentation-related effects. *Ecol. Indic.* 55, 65–73. doi: 10.1016/j.ecolind.2015.02.032
- Fletchmann, C. A. H., Tabet, V. G., and Quintero, I. (2009). Influence of carrion smell and rebaiting time on the efficiency of pitfall traps to dung beetle sampling. *Entomol. Exp. Applic.* 132, 211–217. doi: 10.1111/j.1570-7458.2009.00885.x
- França, F. M., Ferreira, J., Vaz-de-Mello, F. Z., Maia, L. F., Berenguer, E., Ferraz Palmeira, A., et al. (2020). El Niño impacts on human-modified tropical forests: consequences for dung beetle diversity and associated ecological processes. *Biotropica* 52, 252–262. doi: 10.1111/btp.12756
- Fujisaki, I., Pearlstone, E. V., and Miller, M. (2008). Detecting population decline of birds using long-term monitoring data. *Popul. Ecol.* 50, 275–284. doi: 10.1007/s10144-008-0083-7
- Gallego, B., Verdú, J. R., and Lobo, J. M. (2018). Comparative thermoregulation between different species of dung beetles (Coleoptera: Geotrupinae). *J. Therm. Biol.* 74, 84–91. doi: 10.1016/j.jtherbio.2018.03.009
- Gardner, T., Barlow, J., Araujo, I. S., Ávila-Pires, T. C., Bonaldo, A. B., Costa, J. E., et al. (2008). The cost-effectiveness of biodiversity surveys in tropical forests. *Ecol. Lett.* 11, 139–150. doi: 10.1111/j.1461-0248.2007.01133.x
- Gardner, T. A., Hernández, M. I. M., Barlow, J., and Peres, C. A. (2008). Understanding biodiversity consequences of habitat change: the value of secondary and plantations forests for Neotropical dung beetles. *J. Appl. Ecol.* 45, 883–893. doi: 10.1111/j.1365-2664.2008.01454.x
- Gibbs, H. K., Ruesch, A. S., Achard, F., Clayton, M. K., Holmgren, P., Ramankutty, N., et al. (2010). Tropical forests were the primary sources of new agricultural land in the 1980s and 1990s. *Proc. Natl. Acad. Sci. U. S. A.* 107, 16732–16737. doi: 10.1073/pnas.0910275107
- Gill, B. (1991). “Dung beetles in tropical American forests” in *Dung beetle ecology*. eds. I. Hanski and Y. Cambefort (Princeton, NJ: Princeton University Press), 211–229.
- Gómez-Cifuentes, A., Giménez, V. C., Moreno, C. E., and Zurita, G. A. (2019). Tree retention in cattle ranching systems partially preserves dung beetle diversity and functional groups in the semideciduous Atlantic Forest: the role of microclimate and soil conditions. *Basic Appl. Ecol.* 34, 64–74. doi: 10.1016/j.bae.2018.10.002
- González-Hernández, A. L., Navarrete-Heredia, J. L., Quiroz-Rocha, J. A., and Deloya, C. (2015). Coleópteros necrófilos (Scarabaeidae: Scarabaeinae, Silphidae y Trogidae) del Bosque Los Colomos, Guadalajara, Jalisco, México. *Rev. Mex. Biodivers.* 86, 764–770. doi: 10.1016/j.rmb.2015.07.006
- Halfpter, G., and Favila, M. E. (1993). The Scarabaeinae (Insecta: Coleoptera): an animal group for analysing, inventorying and monitoring biodiversity in tropical rainforest and modified landscapes. *Biol. Int.* 27, 15–23.
- Halfpter, G., and Matthews, E. G. (1966). The natural history of dung beetles of the subfamily Scarabaeinae (Coleoptera: Scarabaeidae). *Folia Entomol. Mex.* 12-14, 1–312.
- Halfpter, G., Pineda, E., Arellano, L., and Escobar, F. (2007). Instability of coproncrophagous beetle assemblages (Coleoptera: Scarabaeinae) in a mountainous tropical landscape of Mexico. *Environ. Entomol.* 36, 1397–1407. doi: 10.1603/0046-225X(2007)36[1397:IOCBAC]2.0.CO;2
- Hanski, I., and Cambefort, Y. (1991). *Dung beetle ecology*. Princeton University Press, New Jersey, USA. 520.
- Hernández, M. I. M., Barreto, P. S. C. S., Costa, V. H., Creão-Duarte, A. J., and Favila, M. E. (2014). Response of a dung beetle assemblage along a reforestation gradient in a Restinga forest. *J. Insect Conserv.* 18, 539–546. doi: 10.1007/s10841-014-9645-5
- Hernández, M. I. M., and Vaz-de-Mello, F. (2009). Seasonal and spatial species richness variation of dung beetle (Coleoptera, Scarabaeidae s. str.) in the Atlantic Forest of southeastern Brazil. *Rev. Bras. Entomol.* 53, 607–613. doi: 10.1590/S0085-56262009000400010
- Hill, C. J. (1996). Habitat specificity and food preference of an assemblage of tropical Australian dung beetles. *J. Trop. Ecol.* 12, 449–460. doi: 10.1017/S026646740000969X
- Hohbein, R. R., and Conway, C. J. (2018). Pitfall traps: a review of methods for estimating arthropod abundance. *Wildl. Soc. Bull.* 42, 597–606. doi: 10.1002/wsb.928
- Holter, P. (2016). Herbivore dung as food for dung beetles: elementary coprology for entomologists. *Ecol. Entomol.* 41, 367–377. doi: 10.1111/een.12316
- Howden, H. F., and Nealis, V. G. (1975). Effects of deforestation clearing in a tropical rain forest on the composition of the coprophagous scarab beetle fauna (Coleoptera). *Biotropica* 7, 77–83. doi: 10.2307/2989750
- Iannuzzi, L., Liberal, C. N., de Souza, T. B., Pellegrini, T. G., da Cunha, J. C. S., Koroiva, R., et al. (2021). “Sampling methods for beetles (Coleoptera)” in *Measuring arthropod biodiversity*. eds. J. C. Santos and G. W. Fernandes (Cham: Springer), 125–185.

- Kessler, H., and Balsbaugh, E. U. (1972). Succession of adult Coleoptera in bovine manure in east Central South Dakota. *Ann. Entomol. Soc. Am.* 65, 1333–1336. doi: 10.1093/aesa/65.6.1333
- Kishimoto-Yamada, K., and Itioka, T. (2015). How much have we learned about seasonality in tropical insect abundance since Wolda (1988)? *Entomol. Sci.* 18, 407–419. doi: 10.1111/ens.12134
- Kočárek, P. (2000). A pitfall trap for carrion ecology studies. *Biologia Bratislava* 55, 575–577.
- Larsen, T. H., and Forsyth, A. (2005). Trap spacing and transect design for dung beetle biodiversity studies. *Biotropica* 37, 322–325. doi: 10.1111/j.1744-7429.2005.00042.x
- Larsen, T. H., Lopera, A., and Forsyth, A. (2006). Extreme trophic and habitat specialization by Peruvian dung beetles (Coleoptera: Scarabaeidae: Scarabaeinae). *Coleopt. Bull.* 60, 315–324. doi: 10.1649/0010-065X(2006)60[315:ETAHSB]2.0.CO;2
- Laurance, W. F. (2007). Have we overstated the tropical biodiversity crisis? *Trends Ecol. Evol.* 22, 65–70. doi: 10.1016/j.tree.2006.09.014
- Laurance, W. F., and Bierregaard, R. O. (1997). *Tropical forests remnants: Ecology, management, and conservation of fragmented communities*. Chicago: University of Chicago Press, 592.
- Leather, S. R., Basset, Y., and Didham, R. K. (2014). How to avoid the top ten pitfalls in insect conservation and diversity research and minimise your chances of manuscript rejection. *Insect Conserv. Divers.* 7, 1–3. doi: 10.1111/icad.12066
- Lobo, J. M., da Silva, P. G., Hensen, M. C., Amore, V., and Hernández, M. I. M. (2018). Exploring the predictive performance of several temperature measurements on Neotropical dung beetle assemblages: methodological implications. *Entomol. Sci.* 22, 56–63. doi: 10.1111/ens.12340
- Lobo, J. M., Lumaret, J. P., and Jay-Robert, P. (1998). Sampling dung beetles in the French Mediterranean area: effects of abiotic factors and farm practices. *Pedobiologia* 42, 252–266.
- Lobo, J. M., Martín-Piera, F., and Veiga, C. M. (1988). Las trampas pitfall con cebo, sus posibilidades en el estudio de las comunidades coprófagas de Scarabaeoidea (Col.). I. Características determinantes de su capacidad de captura. *Rev. Ecol. Biol. Sol* 25, 77–100.
- Lopes, L. B., Pitta, R. M., Eckstein, C., Carneiro Pedreira, B., Coelho, P., Sindeaux, E., et al. (2020). Diversity of coleopterans associated with cattle dung in open pastures and silvopastoral systems in the Brazilian amazon. *Agrofor. Syst.* 94, 2277–2287. doi: 10.1007/s10457-020-00549-8
- López-Bedoya, P. A., Bohada-Murillo, M., Angel-Vallejo, M. C., Audino, L. D., Davis, A. L. V., Gurr, G., et al. (2022). Primary forest loss and degradation reduces biodiversity and ecosystem functioning: a global meta-analysis using dung beetles as an indicator taxon. *J. Appl. Ecol.* 59, 1572–1585. doi: 10.1111/1365-2664.14167
- López-Bedoya, P. A., Magura, T., Edwards, F. A., Edwards, D. P., Rey-Benayas, J. M., Lövei, G. L., et al. (2021). What level of native beetle diversity can be supported by forestry plantations? A global synthesis. *Insect Conserv. Divers.* 14, 736–747. doi: 10.1111/icad.12518
- Louzada, J. N. C., and Carvalho e Silva, P. R. (2009). Utilisation of introduced Brazilian pastures ecosystems by native dung beetles: diversity patterns and resource use. *Insect Conserv. Divers.* 2, 45–52. doi: 10.1111/j.1752-4598.2008.00038.x
- Macedo, R., Audino, L. D., Korasaki, B. V., and Louzada, J. (2020). Conversion of Cerrado savannas into exotic pastures: the relative importance of vegetation and food resources for dung beetle assemblages. *Agric. Ecosyst. Environ.* 288:106709. doi: 10.1016/j.agee.2019.106709
- Marsh, C. J., Louzada, J., Beiroz, W., and Ewers, R. M. (2013). Optimising bait for pitfall trapping of Amazonian dung beetles (Coleoptera: Scarabaeinae). *PLoS One* 8:e73147. doi: 10.1371/journal.pone.0073147
- Martínez, M. I., and Suárez, M. T. (2006). Phenology, trophic preferences, and reproductive activity in some dung-inhabiting beetles (Coleoptera: Scarabaeoidea) in El Llano de Las Flores, Oaxaca, Mexico. *Proc. Entomol. Soc. Wash.* 108, 774–784.
- Martínez-Hernández, N. J., Rangel-Acosta, J. L., Beltrán-Díaz, H. J., and Daza-Guerra, C. A. (2022). ¡El tamaño sí importa! Incidencia del tamaño del cebo en la captura de escarabajos coprófagos en el bosque seco tropical. *Rev. Biol. Trop.* 70, 1–19. doi: 10.15517/rev.biol.trop.v70i1.46712
- Martín-Piera, F., and Lobo, J. M. (1996). A comparative discussion of trophic preferences in dung beetle communities. *Misc. Zool.* 19, 13–31.
- McKnight, D. T., Dean, T. L., and Ligon, D. B. (2013). An effective method for increasing the catch-rate of pitfall traps. *Southwest. Nat.* 58, 446–449. doi: 10.1894/0038-4909-58.4.446
- Mendes, J., and Linhares, A. X. (2006). Coleoptera associated with undisturbed cow pastures in southeastern Brazil. *Neotrop. Entomol.* 35, 715–723. doi: 10.1590/S1519-566X2006000600001
- Missá, O., Basset, Y., Alonso, A., Miller, S. E., Curletti, G., De Meyer, M., et al. (2009). Monitoring arthropods in a tropical landscape: relative effects of sampling methods and habitat types on trap catches. *J. Insect Conserv.* 13, 103–118. doi: 10.1007/s10841-007-9130-5
- Moctezuma, V. (2021). Spatial autocorrelation in a Mexican dung beetle ensemble: implications for biodiversity assessment and monitoring. *Ecol. Indic.* 125:107548. doi: 10.1016/j.ecolind.2021.107548
- Mora-Aguilar, E. F., and Delgado, L. (2018). New species of *Cryptocanthos* Balthasar (Coleoptera: Scarabaeidae: Scarabaeinae) from the region of Chimalapas, Oaxaca, Mexico. *Coleopt. Bull.* 72, 792–796. doi: 10.1649/0010-065X-72.4.792
- Mora-Aguilar, E. F., and Delgado, L. (2019). A new Mexican species of *Rhyparus* Westwood (Coleoptera: Scarabaeidae: Aphodiinae), with new records and a key to the Mexican and Guatemalan species. *Zootaxa* 4609, 196–200. doi: 10.11646/zootaxa.4609.1.13
- Morelli, E., and Gonzalez-Vainer, P. (1997). Dung beetles (Coleoptera: Scarabaeidae) inhabiting bovine and ovine droppings in Uruguayan prairies. *Coleopt. Bull.* 51, 1–5.
- Morón, M. A., and Terrón, R. (1984). Distribución altitudinal y estacional de los insectos necrófilos de la Sierra Norte de Hidalgo, México. *Acta Zool. Mex.* 3, 1–47. doi: 10.21829/azm.1984.132052
- Morón-Ríos, A., and Morón, M. A. (2016). Evaluación de la fauna de Coleoptera Scarabaeoidea en la Reserva de la Biósfera de Calakmul, Campeche, México. *Southwest. Entomol.* 41, 469–484. doi: 10.3958/059.041.0217
- Morrone, J. J., Escalante, T., Rodríguez-Tapia, G., Carmona, A., Arana, M., and Mercado-Gómez, J. D. (2022). Biogeographic regionalization of the Neotropical region: new map and shapefile. *An. Acad. Bras. Cienc.* 94:e20211167. doi: 10.1590/0001-376520220211167
- Myers, N., Mittermeier, R., Mittermeier, C., da Fonseca, G. A., and Kent, J. (2000). Biodiversity hotspots for conservation priorities. *Nature* 403, 853–858. doi: 10.1038/35002501
- Negrete-Yankelevich, S., and Fox, G. A. (2015). “Spatial variation and linear modeling of ecological data” in *Ecological statistics: Contemporary theory and application*. eds. G. A. Fox, S. Negrete-Yankelevich and V. J. Sosa (Oxford: Oxford Academic), 228–260.
- Newton, A., and Peck, S. B. (1975). Baited pitfall traps for beetles. *Coleopt. Bull.* 29, 45–46.
- Nichols, E., Larsen, T., Spector, S., Davis, A. L., Escobar, F., Favila, M., et al. (2007). Global dung beetle response to tropical forest modification and fragmentation: a quantitative literature review and meta-analysis. *Biol. Conserv.* 137, 1–19. doi: 10.1016/j.biocon.2007.01.023
- Noriega, J. A. (2011). A new, arboreal dung trap. *Scarabs* 62, 1–7.
- Noriega, J. A. (2015). “How a locality can have so many species? A case study with dung beetles (Coleoptera: Scarabaeinae) in a tropical rain forest in Colombia” in *Beetles: Biodiversity, ecology and role in the environment*. ed. C. Stack (New York: Nova Science Publisher), 175–204.
- Noriega, J. A., and Fagua, G. (2009). “Monitoreo de escarabajos coprófagos (Coleoptera: Scarabaeidae) en la Región Neotropical” in *Técnicas de campo en ambientes tropicales: Manual para el monitoreo en ecosistemas acuáticos y artrópodos terrestres*. eds. A. Acosta, G. Fagua and A. M. Zapata (Bogotá: Editorial Pontificia Universidad Javeriana), 165–188.
- Noriega, J. A., March-Salas, M., Castillo, S., García-Q, H., Hortal, J., and Santos, A. M. C. (2021a). Human perturbations reduce dung beetle diversity and dung removal ecosystem function. *Biotropica* 53, 753–766. doi: 10.1111/btp.12953
- Noriega, J. A., Santos, A. M. C., Calatayud, J., Chozas, S., and Hortal, J. (2021b). Short- and long-term temporal changes in the assemblage structure of Amazonian dung beetles. *Oecologia* 195, 719–736. doi: 10.1007/s00442-020-04831-5
- Ong, X. R., Hemprich-Bennett, D., Gray, C. L., Kemp, V., Chung, A. Y. C., and Slade, E. M. (2022). Trap type affects dung beetle taxonomic and functional diversity in Bornean tropical forests. *Austral Ecol.* 47, 68–78. doi: 10.1111/aec.13124
- Otavo, S. E., Parrado-Roselli, A., and Noriega, J. A. (2013). Superfamilia Scarabaeoidea (Insecta: Coleoptera) como elemento bioindicador de perturbación antropogénica en un parque nacional amazónico. *Rev. Biol. Trop.* 61, 735–752. PMID: 23885586
- Page, M. J., Moher, D., Bossuyt, P. M., Boutron, I., Hoffmann, T. C., Mulrow, C. D., et al. (2021). PRISMA 2020 explanation and elaboration: updated guidance and exemplars for reporting systematic reviews. *BMJ* 372:n160. doi: 10.1136/bmj.n160
- Peck, S. B., and Forsyth, A. (1982). Composition, structure, and competitive behaviour in a guild of Ecuadorian rain forest dung beetles (Coleoptera: Scarabaeidae). *Canadian J. Zool.* 60, 1624–1634. doi: 10.1139/z82-213
- Peck, S. B., and Howden, H. F. (1984). Response of a dung beetle guild to different sizes of dung bait in a Panamanian rainforest. *Biotropica* 16:235. doi: 10.2307/2388057
- Pérez-España, S. (2021). *Eciton* Army ants—umbrella species for conservation in Neotropical forests. *Diversity* 13:136. doi: 10.3390/d13030136
- Porter, S. D. (2005). A simple design for a rain-resistant pitfall trap. *Insect. Soc.* 52, 201–203. doi: 10.1007/s00040-004-0783-8
- Prather, C. M., Pelini, S. L., Laws, A., Rivest, E., Woltz, M., Bloch, C. P., et al. (2013). Invertebrates, ecosystem services and climate change. *Biol. Rev.* 88, 327–348. doi: 10.1111/brv.12002
- Puker, A., da Silva, K. K. G., dos Santos, D. C., Correa, C. M. A., and Vaz-de-Mello, F. Z. (2020). Dung beetles collected using flight intercept traps in an Amazon rainforest fragment and adjacent agroecosystems. *Int. J. Trop. Insect Sci.* 40, 1085–1092. doi: 10.1007/s42690-020-00132-9



- Raine, E. H., Mikich, S. B., Lewis, O. T., and Slade, E. M. (2020). Linking dung beetle-mediated functions to interactions in the Atlantic Forest: sampling design matters. *Biotropica* 52, 215–220. doi: 10.1111/btp.12722
- Raine, E. H., and Slade, E. M. (2019). Dung beetle–mammal associations: methods, research trends and future directions. *Proc. R. Soc. Lond. B Biol. Sci.* 286:20182002. doi: 10.1098/rspb.2018.2002
- Ramírez-Ponce, A., Calderón-Patrón, J. M., Guzman, H. M., and Moreno, C. E. (2019). Biotic heterogeneity among scarab beetle communities in an anthropized landscape in the central valleys of Oaxaca, Mexico. *J. Insect Conserv.* 23, 765–776. doi: 10.1007/s10841-019-00169-3
- Rangel-Acosta, J. L., and Martínez-Hernández, N. J. (2010). Comparison of coprophagous beetle assemblages (Scarabaeidae: Scarabaeinae) among tropical dry forest fragments and the adjacent matrix in the Atlántico Department of Colombia. *Rev. Mex. Biodiv.* 88, 389–401. doi: 10.1016/j.rmb.2017.03.012
- Ratcliffe, B. C., and Cave, R. D. (2009). *The Dynastine scarab beetles of Mexico, Guatemala, and Belize (Coleoptera: Scarabaeidae: Dynastinae)*. Lincoln: University of Nebraska State Museum.
- Ribeiro, M. C., Metzger, J. P., Martensen, A. C., Ponzoni, F. J., and Hirota, M. M. (2009). The Brazilian Atlantic forest: how much is left, and how is the remaining forest distributed? Implications for conservation. *Biol. Conserv.* 142, 1141–1153. doi: 10.1016/j.biocon.2009.02.021
- Ríos-Touma, B., and Ramírez, A. (2019). “Chapter 12 – multiple stressors in the Neotropical region: environmental impacts in biodiversity hotspots” in *Multiple stressors in river ecosystems*. eds. S. Sabater, A. Elozegi and R. Ludwig (Amsterdam: Elsevier), 205–220.
- Rivera, J. D., and Favila, M. E. (2022). Good news! Sampling intensity needed for accurate assessments of dung beetle diversity may be lower in the Neotropics. *Front. Ecol. Evol.* 10:999488. doi: 10.3389/fevo.2022.999488
- Rodrigues, S. R., Barros, A. T. M., Puker, A., and Ledesma, T. (2010). Diversidade de besouros coprófagos (Coleoptera, Scarabaeidae) coletados com armadilha de interceptação de voo no Pantanal Sul-Mato-Grossense, Brasil. *Biota Neotrop.* 10, 123–127. doi: 10.1590/S1676-06032010000200015
- Rodriguez-Garcia, S., Carretero-Pinzon, X., Monroy, D., Medellín, F., Garcia, M., and Noriega, J. A. (2021). Influencia de la fragmentación de bosques de galería en la Orinoquia Colombiana sobre la diversidad y estructura funcional del ensamblaje de escarabajos coprófagos. *Bol. Cient. Mus. Hist. Nat. Univ. Caldas* 25, 119–137. doi: 10.17151/bccm.2021.25.2.8
- Salomão, R. P., Alvarado, F., Baena-Díaz, F., Favila, M. E., Iannuzzi, L., Liberal, C. N., et al. (2019b). Urbanization effects on dung beetle assemblages in a tropical city. *Ecol. Indic.* 103, 665–675. doi: 10.1016/j.ecolind.2019.04.045
- Salomão, R. P., Favila, M. E., and González-Tokman, D. (2020). Spatial and temporal changes in the dung beetle diversity of a protected, but fragmented, landscape of the northernmost Neotropical rainforest. *Ecol. Indic.* 111:105968. doi: 10.1016/j.ecolind.2019.105968
- Salomão, R. P., Favila, M. E., González-Tokman, D., and Chamorro-Florescano, I. A. (2019a). Contest dynamics for food and reproductive resources are defined by health condition in a dung beetle. *Ethology* 125, 343–350. doi: 10.1111/eth.12858
- Salomão, R. P., Maia, A. C. D., Bezerra, B. M., and Iannuzzi, L. (2018). Attractiveness of different food resources to dung beetles (Coleoptera: Scarabaeidae) of a dry tropical area. *Neotrop. Entomol.* 47, 69–78. doi: 10.1007/s13744-017-0515-1
- Sampaio, E. V. S. B. (1995). “Overview of the Brazilian Caatinga” in *Seasonally dry tropical forests*. eds. S. H. Bullock, H. A. Mooney and E. Medina (Cambridge: Cambridge University Press), 35–63.
- Sarges, R., Halfter, G., and Rojas, A. D. (2012). The importance of frugivory to the survival of the dung beetle *Onthophagus rhinolophus* Harold (Coleoptera: Scarabaeidae: Scarabaeinae) under changing ecological conditions. *Coleopt. Bull.* 66, 166–168. doi: 10.1649/072.066.0216
- Scheffers, B. R., Joppa, L. N., Pimm, S. L., and Laurance, W. F. (2012). What we know and don't know about Earth's missing biodiversity. *Trends Ecol. Evol.* 27, 501–510. doi: 10.1016/j.tree.2012.05.008
- Schmitt, T., Krell, F., and Linsenmair, E. (2004). Quinone mixture as attractant for necrophagous dung beetles specialized on dead millipedes. *J. Chem. Ecol.* 30, 731–740. doi: 10.1023/B:JOEC.0000028428.53797.cb
- Scholtz, C. H., Davis, A. L. V., and Kryger, U. (2009). *Evolutionary biology and conservation of dung beetles*. Sofia: Pensoft.
- Sheldon, K. S., Yang, S., and Tewksbury, J. J. (2011). Climate change and community disassembly: impacts of warming on tropical and temperate montane community structure. *Ecol. Lett.* 14, 1191–1200. doi: 10.1111/j.1461-0248.2011.01689.x
- Silva, L. F. R., Castro, D. M. P., Juen, L., Callisto, M., Hughes, R. M., and Hermes, M. G. (2021). Functional responses of Odonata larvae to human disturbances in neotropical savanna headwater streams. *Ecol. Indic.* 133:108367. doi: 10.1016/j.ecolind.2021.108367
- Silva, J. L., Silva, R. J., Fernandes, I. M., Sousa, W. O., and Vaz-de-Mello, F. Z. (2020). Species composition and community structure of dung beetles (Coleoptera: Scarabaeidae: Scarabaeinae) compared among savanna and forest formations in the southwestern Brazilian Cerrado. *Fortschr. Zool.* 37, 1–12. doi: 10.3897/zoologia.37.e58960
- Southwood, T. R. E. (1978). *Ecological methods: with particular reference to the study of insect populations*. New York: Chapman and Hall.
- Spence, J. R., and Niemelä, J. K. (1994). Sampling carabid assemblages with pitfall traps: the madness and the method. *Can. Entomol.* 126, 881–894. doi: 10.4039/Ent126881-3
- Spooner, F. E. B., Pearson, R. G., and Freeman, R. (2018). Rapid warming is associated with population decline among terrestrial birds and mammals globally. *Glob. Change Biol.* 24, 4521–4531. doi: 10.1111/gcb.14361
- Storck-Tonon, D., da Silva, R. J., Sawaris, L., Vaz-de-Mello, F. Z., da Silva, D. J., and Peres, C. A. (2020). Habitat patch size and isolation drive the near-complete collapse of Amazonian dung beetle assemblages in a 30-year-old forest archipelago. *Biodivers. Conserv.* 29, 2419–2438. doi: 10.1007/s10531-020-01982-y
- Sullivan, G. T., Ozman-Sullivan, S. K., Lumaret, J. P., Bourne, A., Zeybekoglu, U., Zalucki, M. P., et al. (2017). How guilds build success; aspects of temporal resource partitioning in a warm, temperate climate assemblage of dung beetles (Coleoptera: Scarabaeidae). *Environ. Entomol.* 46, 1060–1069. doi: 10.1093/ee/nvx117
- Touroult, J., Dalens, P.-H., Giuglaris, J.-L., Lapèze, J., and Boilly, O. (2017). Structure des communautés de Phanaeini (Coleoptera: Scarabaeidae) de Guyane: étude par échantillonnage massif au piège d'interception. *Ann. Soc. Entomol. Fr.* 53, 143–161. doi: 10.1080/00379271.2017.1319294
- Trevilla-Rebollar, A., Deloya, C., and Padilla-Ramírez, J. (2010). Coleópteros necrófilos (Scarabaeidae, Silphidae y Trogidae) de Malinalco, Estado de México, México. *Neotrop. Entomol.* 39, 486–495. doi: 10.1590/S1519-566X2010000400005
- Trujillo-Miranda, A. L., Carrillo-Ruiz, H., Rivas-Arancibia, S. P., and Andrés-Hernández, A. R. (2016). Structure and composition of the community of beetles (Coleoptera: Scarabaeoidea) from Chacateca's Hill, Zapotitlan, Puebla, Mexico. *Rev. Mex. Biodivers.* 87, 109–122. doi: 10.1016/j.rmb.2015.08.008
- Valente-Neto, F. B., Téllez Martínez, R. M., Hughes, A., Ferreira, F., Severo-Neto, F., Leandro de Souza, R., et al. (2021). Incorporating costs, thresholds and spatial extents for selecting stream bioindicators in an ecotone between two Brazilian biodiversity hotspots. *Ecol. Indic.* 127:107761. doi: 10.1016/j.ecolind.2021.107761
- Veiga, C. M., Lobo, J. M., and Martín-Piera, F. (1989). Las trampas pitfall con cebo, sus posibilidades en el estudio de las comunidades coprófagas de Scarabaeoidea (Col.). II. Análisis de efectividad. *Rev. Ecol. Biol. Sol* 26, 91–109.
- Velloso, A. L., Sampaio, E. V. S. B., and Pareyn, F. G. C. (2002). *Ecorregiões Propostas para o Bioma Caatinga*. Recife: Instituto de Conservação Ambiental The Nature Conservancy do Brasil.
- Verdú, J. R., Arellano, L., and Numa, C. (2006). Thermoregulation in endothermic dung beetles (Coleoptera: Scarabaeidae): effect of body size and ecophysiological constraints in flight. *J. Insect Physiol.* 52, 854–860. doi: 10.1016/j.jinsphys.2006.05.005
- Verdú, J. R., Cortez, V., Oliva, D., and Giménez-Gómez, V. (2019). Thermoregulatory syndromes of two sympatric dung beetles with low energy costs. *J. Insect Physiol.* 118:103945. doi: 10.1016/j.jinsphys.2019.103945
- Verdú, J. R., and Lobo, J. M. (2008). Ecophysiology of thermoregulation in endothermic dung beetles: ecological and geographical implications. *Insect Ecol. Conserv.* 9, 30–28. doi: 10.2307/2390087
- Vulinec, K. (2002). Dung beetle communities and seed dispersal in primary forest and disturbed land in Amazonia. *Biotropica* 34, 297–309. doi: 10.1111/j.1744-7429.2002.tb00541.x
- Vulinec, K., Lambert, J., and Mellow, D. J. (2006). Primate and dung beetle communities in secondary growth rainforests: implications for conservation of seed dispersal systems. *Int. J. Primatol.* 27, 855–879. doi: 10.1007/s10764-006-9027-2
- Wassmer, T. (2020). Attractiveness of cattle dung to coprophilous beetles (Coleoptera: Scarabaeoidea and Sphaeridiinae) and their segregation during the initial stages of the heterotrophic succession on a pasture in Southeast Michigan. *J. Insect Sci.* 20, 1–15. doi: 10.1093/jisesa/ieaa040
- Young, O. P. (2015). Predation on dung beetles (Coleoptera: Scarabaeidae): a literature review. *Trans. Am. Entomol. Soc.* 141, 111–155. doi: 10.3157/061.141.0110