

This is a repository copy of *A systematic global stocktake of evidence on human adaptation to climate change*.

White Rose Research Online URL for this paper:

<https://eprints.whiterose.ac.uk/191186/>

Version: Accepted Version

Article:

Berrang-Ford, Lea, Siders, A. R., Lesnikowski, Alexandra et al. (123 more authors) (2021) A systematic global stocktake of evidence on human adaptation to climate change. *Nature Climate Change*. pp. 989-1000. ISSN 1758-678X

<https://doi.org/10.1038/s41558-021-01170-y>

Reuse

Items deposited in White Rose Research Online are protected by copyright, with all rights reserved unless indicated otherwise. They may be downloaded and/or printed for private study, or other acts as permitted by national copyright laws. The publisher or other rights holders may allow further reproduction and re-use of the full text version. This is indicated by the licence information on the White Rose Research Online record for the item.

Takedown

If you consider content in White Rose Research Online to be in breach of UK law, please notify us by emailing eprints@whiterose.ac.uk including the URL of the record and the reason for the withdrawal request.

A systematic global stocktake of evidence on human adaptation to climate change

Analysis

Author List

Lea Berrang-Ford¹
A.R. Siders²
Alexandra Lesnikowski³
Alexandra Paige Fischer⁴
Max W. Callaghan⁵
Neal R. Haddaway⁶
Katharine J. Mach⁷
Malcolm Araos⁸
Mohammad Aminur Rahman Shah⁹
Mia Wannowitz¹⁰
Deepal Doshi¹¹
Timo Leiter¹²
Custodio Matavel¹³
Justice Issah Musah-Surugu¹⁴
Gabrielle Wong-Parodi¹⁵
Philip Antwi-Agyei¹⁶
Idowu Ajibade¹⁷
Neha Chauhan¹⁸
William Kakenmaster¹⁹
Caitlin Grady²⁰
Vasiliki I. Chalastani²¹
Kripa Jagannathan²²
Eranga K. Galappaththi²³
Asha Sitati²⁴
Giulia Scarpa²⁵
Edmond Totin²⁶
Katy Davis²⁷
Nikita Charles Hamilton²⁸
Christine J. Kirchhoff²⁹
Praveen Kumar³⁰
Brian Pentz³¹
Nicholas P. Simpson³²
Emily Theokritoff³³
Delphine Deryng³⁴
Diana Reckien³⁵
Carol Zavaleta-Cortijo³⁶
Nicola Ulbarri³⁷
Alcade C. Segnon³⁸
Vhalinavho Khavhagali³⁹
Yuanyuan Shang⁴⁰
Luckson Zvobgo⁴¹
Zinta Zommers⁴²
Jiren Xu⁴³
Portia Adade Williams⁴⁴
Ivan Villaverde Canosa⁴⁵
Nicole van Maanen⁴⁶
Bianca van Bavel⁴⁷
Maarten van Aalst⁴⁸
Lynée L. Turek-Hankins⁴⁹
Hasti Trivedi⁵⁰
Christopher H. Trisos⁵¹
Adelle Thomas⁵²
Shinny Thakur⁵³
Sienna Templeman⁵⁴
Lindsay C. Stringer⁵⁵
Garry Sotnik⁵⁶
Kathryn Dana Sjoström⁵⁷
Chandni Singh⁵⁸
Mariella Z. Siña⁵⁹
Roopam Shukla⁶⁰
Jordi Sardans⁶¹
Eunice A Salubi⁶²
Lolita Shaila Safaee Chalkasra⁶³
Raquel Ruiz-Díaz⁶⁴
Carys Richards⁶⁵
Pratik Pokharel⁶⁶
Jan Petzold⁶⁷
Josep Penuelas⁶⁸
Julia Pelaez Avila⁶⁹
Julia B. Pazmino Murillo⁷⁰
Souha Ouni⁷¹
Jennifer Niemann⁷²
Miriam Nielsen⁷³
Mark New⁷⁴
Patricia Nayna Schwerdtle⁷⁵
Gabriela Nagle Alverio⁷⁶
Cristina A. Mullin⁷⁷
Joshua Mullenite⁷⁸
Anuszká Mosurska⁷⁹
Mike Morecroft⁸⁰
Jan C. Minx⁸¹
Gina Maskell⁸²
Abraham Marshall Nunbogu⁸³
Alexandre K. Magnan⁸⁴
Shuaib Lwasa⁸⁵
Megan Lukas-Sithole⁸⁶
Tabea Lissner⁸⁷
Oliver Lilford⁸⁸
Steven F. Koller⁸⁹
Matthew Jurjonas⁹⁰
Elphin Tom Joe⁹¹
Lam T.M. Huynh⁹²
Avery Hill⁹³
Rebecca R. Hernandez⁹⁴
Greeshma Hegde⁹⁵
Tom Hawxwell⁹⁶
Sherilee Harper⁹⁷
Alexandra Harden⁹⁸
Marjolijn Haasnoot⁹⁹
Elisabeth A. Gilmore¹⁰⁰
Leah Gichuki¹⁰¹
Alyssa Gatt¹⁰²
Matthias Garschagen¹⁰³
James Ford¹⁰⁴
Andrew Forbes¹⁰⁵
Aidan D. Farrell¹⁰⁶
Carolyn A.F. Enquist¹⁰⁷
Susan Elliott¹⁰⁸
Emily Duncan¹⁰⁹
Erin Coughlan de Perez¹¹⁰
Shaughn Coggins¹¹¹
Tara Chen¹¹²
Donovan Campbell¹¹³
Katherine E. Browne¹¹⁴
Kathryn J Bowen¹¹⁵
Robbert Biesbroek¹¹⁶

Indra D. Bhatt¹¹⁷
Rachel Bezner Kerr¹¹⁸
Stephanie L Barr¹¹⁹
Emily Baker¹²⁰
Stephanie E. Austin¹²¹
Ingrid Arotoma-Rojas¹²²
Christa Anderson¹²³
Warda Ajaz¹²⁴
Tanvi Agrawal¹²⁵
Thelma Zulfawu Abu¹²⁶

Affiliations

- 1 Priestley International Centre for Climate, University of Leeds, Leeds, UK
- 2 Disaster Research Center, Biden School of Public Policy and Administration, Department of Geography and Spatial Sciences, University of Delaware, Newark, DE, USA
- 3 Department of Geography, Planning & Environment, Concordia University, Montreal, Canada
- 4 School for Environment and Sustainability, University of Michigan, Ann Arbor, USA
- 5 Mercator Research Institute on Global Commons and Climate Change, Berlin, Germany AND Priestley International Centre for Climate, University of Leeds, Leeds, UK
- 6 Mercator Research Institute on Global Commons and Climate Change, Berlin, Germany AND Stockholm Environment Institute, Stockholm, Sweden AND Africa Centre for Evidence, University of Johannesburg, Johannesburg, South Africa
- 7 Department of Environmental Science and Policy, Rosenstiel School of Marine and Atmospheric Science, University of Miami, Miami, USA, & Leonard and Jayne Abess Center for Ecosystem Science and Policy, University of Miami, Coral Gables, USA
- 8 New York University, New York, USA
- 9 School of Interdisciplinary Studies, University of Glasgow, Dumfries campus, Dumfries, UK
- 10 Department of Geography, Ludwig-Maximilians University Munich, Munich, Germany
- 11 Department of Geography, Ludwig-Maximilians University Munich, Munich, Germany
- 12 Grantham Research Institute on Climate Change and the Environment, London School of Economics and Political Science, London, UK
- 13 Leibniz-Centre for Agricultural Landscape Research (ZALF), Müncheberg, Germany
- 14 United Nations University, Bonn, Germany & University of Ghana, Department of Public Administration and Health Service Management,
- 15 Department of Earth System Science AND Woods Institute for the Environment, Stanford University, Stanford, CA, USA
- 16 Kwame Nkrumah University of Science and Technology
- 17 Department of Geography, Portland State University, Portland, Oregon. U.S.A
- 18 Leuphana University
- 19 University of Notre Dame
- 20 Department of Civil and Environmental Engineering, Rock Ethics Institute, Penn State University, University Park, PA, United States
- 21 Laboratory of Harbor Works, Department of Water Resources and Environmental Engineering, School of Civil Engineering, National Technical University of Athens, Zografou, Greece
- 22 Earth and Environmental Sciences Area, Lawrence Berkeley National Lab, USA AND School for Environment and Sustainability, University of Michigan, Ann Arbor, USA
- 23 Institute of Integrative Biology and Systems, Laval University, Quebec City, Canada AND Department of Geography, McGill University, Montreal, Canada AND Department of Geography, Virginia Tech, Blacksburg, VA, USA
- 24 United Nations Office for Disaster Risk Reduction
- 25 Priestley International Centre for Climate and School of Nutrition, University of Leeds, Leeds, UK
- 26 École de Foresterie Tropicale, Université Nationale d'Agriculture, Benin
- 27 Priestley International Centre for Climate, University of Leeds, Leeds, UK

- 28 NCH Strategy Group, Nassau, The Bahamas AND The Department of Environmental Planning and Protection (DEPP), Nassau, The Bahamas
- 29 Department of Civil & Environmental Engineering, University of Connecticut, Storrs, CT, USA
- 30 School of Environmental Sciences, Jawaharlal Nehru University, New Delhi, India AND Department of Sustainable Landscape Development, Martin Luther University Halle-Wittenberg, Halle (Saale), Germany
- 31 Department of Physical and Environmental Sciences, University of Toronto Scarborough, Toronto, Canada
- 32 University of Cape Town, Cape Town, South Africa
- 33 Climate Analytics AND Humboldt Universität zu Berlin, Geography Department & IRI THESys
- 34 Humboldt-Universität zu Berlin, Berlin, Germany
- 35 University of Twente, Netherlands
- 36 Facultad de Salud Pública y Administración, Universidad Peruana Cayetano Heredia, Lima, Perú AND School of Food Science and Nutrition, Faculty of Environment, University of Leeds, Leeds, UK
- 37 University of California, Irvine
- 38 Faculty of Agronomic Sciences, University of Abomey-Calavi, Cotonou, Benin AND CGIAR Research Program on Climate Change, Agriculture and Food Security (CCAFS), International Crops Research Institute for the Semi-Arid Tropics (ICRISAT), Bamako, Mali
- 39 University of Twente, Netherlands
- 40 Australian National Centre for the Public Awareness of Science, The Australian National University, Australia AND Department of Government, University of Essex, UK AND Preqin Ltd., London, UK
- 41 University of Cape Town, Cape Town, South Africa
- 42 United Nations Office for the Coordination of Humanitarian Affairs, New York, USA
- 43 School of Interdisciplinary Studies, University of Glasgow, Dumfries campus, Dumfries, UK
- 44 CSIR-Science and Technology Policy Research Institute, Ghana
- 45 Priestley International Centre for Climate, University of Leeds, Leeds, UK
- 46 Climate Analytics AND Humboldt Universität zu Berlin, Geography Department & IRI THESys
- 47 Priestley International Centre for Climate, University of Leeds, Leeds, UK
- 48 Faculty of Geo-information Science and Earth Observation, University of Twente, the Netherlands AND Red Cross Red Crescent Climate Centre, the Netherlands AND International Research Institute for Climate and Society, Columbia University, USA
- 49 Environmental Science and Policy Graduate Program, Leonard and Jayne Abess Center for Ecosystem Science and Policy, University of Miami, Coral Gables, FL, USA
- 50 Maharaja Sayajirao University of Baroda, Gujarat, India
- 51 Africa Climate and Development Initiative, University of Cape Town, Cape Town, South Africa
- 52 University of The Bahamas, New Providence, Bahamas AND Climate Analytics, Berlin, Germany
- 53 G.B. Pant National Institute of Himalayan Environment, Kosi-Katarmal, Almora, Uttarakhand, India

- 54 Department of Earth and Environmental Sciences, Columbia University, USA AND National Aeronautics and Space Administration (NASA) Goddard Space Flight Center, USA
- 55 Department of Environment and Geography, University of York, UK
- 56 School for Environment and Sustainability, University of Michigan, Ann Arbor, USA
- 57 Memphis-Shelby County Division of Planning and Development, USA and University of Memphis, USA
- 58 Indian Institute for Human Settlements, Bangalore, India
- 59 School of Public Health and Administration, Cayetano Heredia University, Lima, Peru
- 60 Potsdam Institute for Climate Impact Research (PIK), Member of the Leibniz Association, Telegrafenberg, 14473 Potsdam, Germany
- 61 CSIC, Global Ecology Unit CREAM-CEAB-UAB, Bellaterra, Catalonia, Spain AND CREAM, Cerdanyola del Vallès, Catalonia, Spain
- 62 University of Waterloo, Waterloo, Canada
- 63 University of Ottawa, Ottawa, Canada AND International Development Research Centre, Ottawa, Canada
- 64 Future Oceans Lab, CIM-Universidade de Vigo, Spain
- 65 University of St Andrews, UK AND University College London, London, UK
- 66 Danish Cancer Society Research Centre, Denmark AND Institute for Nutrition Research, School of Medical and Health Sciences, Edith Cowan University, Australia
- 67 Center for Earth System Research and Sustainability (CEN), University of Hamburg, Germany
- 68 CSIC, Global Ecology Unit CREAM-CEAB-UAB, Bellaterra, Catalonia, Spain AND CREAM, Cerdanyola del Vallès, Catalonia, Spain
- 69 University of Cape Town, Cape Town, South Africa
- 70 Eberswalde university for sustainable development
- 71 Columbia University, New York, USA
- 72 Rosenstiel School of Marine and Atmospheric Science, University of Miami, Miami, USA
- 73 Department of Earth and Environmental Sciences, Columbia University, USA
- 74 University of Cape Town, Cape Town, South Africa AND University of East Anglia, UK
- 75 Heidelberg Institute of Global Health (HIGH), Faculty of Medicine and University Hospital, Heidelberg University, Heidelberg, Germany AND Nursing and Midwifery, Faculty of Medicine Nursing and Health Sciences, Monash University, Victoria, Australia
- 76 Nicholas School of the Environment, Duke University, Durham, USA AND Sanford School of Public Policy, Duke University, Durham, USA AND School of Law, Duke University, Durham, USA
- 77 University of Connecticut, USA
- 78 Wagner College, USA
- 79 Priestley International Centre for Climate, University of Leeds, Leeds, UK
- 80 Natural England, UK
- 81 Mercator Research Institute on Global Commons and Climate Change, Berlin, Germany AND Priestley International Centre for Climate, University of Leeds, Leeds, UK
- 82 Potsdam Institute for Climate Research, Berlin, Germany
- 83 Department of Geography and Environmental Management, University of Waterloo, Waterloo, Canada
- 84 Institute for Sustainable Development and International Relations, IDDRI-Sciences Po, France AND LIENSs laboratory, CNRS & University of La Rochelle, France
- 85 Global Centre on Adaptation, Netherlands AND Makerere University, Kampala, Uganda

- 86 African Climate and Development Initiative, University of Cape Town, South Africa
- 87 Climate Analytics, Germany
- 88 Australian National University, Australia
- 89 Environmental Science and Policy Graduate Program, Leonard and Jayne Abess Center
for Ecosystem Science and Policy, University of Miami, Coral Gables, FL, USA
- 90 The Nature Conservancy, Michigan Chapter, USA AND the Cooperative Institute for
Great Lakes Research, USA
- 91 Economics Center, World Resources Institute, New Delhi, India
- 92 Graduate Programme of Sustainability Science and Global Leadership Initiative,
University of Tokyo, Tokyo, Japan
- 93 Stanford University, USA
- 94 Department of Land, Air and Water Resources, University of California – Davis, USA AND
The Wild Energy Initiative, Muir Institute of the Environment, University of California –
Davis, USA
- 95 Socrates Foundation for Collective Wisdom, Bangalore, India
- 96 HafenCity University, Hamburg, Germany AND Fraunhofer Institute for Industrial
Engineering (IAO), Stuttgart, Germany
- 97 University of Alberta, Edmonton, Canada
- 98 University of Connecticut, USA
- 99 Deltares, Netherlands AND Utrecht University, Netherlands
- 100 Department of International Development, Community, and Environment, Clark
University, Worcester, MA
- 101 International Livestock Research Institute, Nairobi, Kenya
- 102 Wilfrid Laurier University, Canada
- 103 Ludwig-Maximilians-Universität München, Munich, Germany
- 104 Priestley International Centre for Climate, University of Leeds, Leeds, UK
- 105 University of Ottawa, Ottawa, Canada
- 106 The University of the West Indies- St Augustine Campus, Trinidad & Tobago
- 107 U.S. Geological Survey, Southwest Climate Adaptation Science Center, USA
- 108 Department of Geography and Environmental Management, University of Waterloo,
Waterloo, Canada
- 109 University of Guelph, Guelph, Canada
- 110 Red Cross Red Crescent Climate Centre, Netherlands AND Friedman School of Nutrition
Science and Policy, Tufts University, USA, AND International Research Institute for
Climate and Society, Columbia University, USA
- 111 School of Public Health, University of Alberta, Edmonton, Canada
- 112 E-DA Hospital, Kaohsiung, Taiwan
- 113 The University of West Indies, Mona Campus, Jamaica
- 114 Stockholm Environment Institute, Sweden
- 115 National Centre for Epidemiology and Population Health, Australia
- 116 Wageningen University, the Netherlands
- 117 G.B. Pant National Institute of Himalayan Environment, Kosi-Katarmal, Almora,
Uttarakhand, India
- 118 Cornell University, USA
- 119 University of Waterloo, Waterloo, Canada
- 120 Cornell University, USA
- 121 Ostbayerische Technische Hochschule (OTH) Amberg-Weiden
- 122 Priestley International Centre for Climate, University of Leeds, Leeds, UK

- 123 WWF, Washington, DC, USA
- 124 USPCAS-E, National University of Sciences and Technology
- 125 Ashoka Trust for Research in Ecology and the Environment
- 126 Department of Geography and Environmental Management, University of Waterloo,
Waterloo, Canada.

Corresponding author:

Lea Berrang-Ford l.berrangford@leeds.ac.uk

Abstract

Assessing global progress on human adaptation to climate change is an urgent priority. While the literature on adaptation to climate change is rapidly expanding, little is known about the actual extent of implementation. We systematically screened >48,000 articles using machine learning methods and a global network of 126 researchers. Our synthesis of the resulting 1,682 articles presents a systematic and comprehensive global stocktake of implemented human adaptation to climate change. Documented adaptations were largely fragmented, local, and incremental, with limited evidence of transformational adaptation and negligible evidence of risk reduction outcomes. We identify eight priorities for global adaptation research: assess effectiveness of adaptation responses; enhance understanding of limits to adaptation ; enable individuals and civil society to adapt; include missing places, scholars, and scholarship; understand private sector responses; improve methods for synthesizing different forms of evidence; assess adaptation at different temperature thresholds; improve inclusion of timescale and dynamics of responses.

Main text

The Paris Agreement commits Parties to track climate adaptation progress.^{1,2} In response, there have been consistent and increasingly urgent calls for robust, systematic, and transparent assessments of adaptation progress, including regular stocktake of insights from empirical research.^{1,3} Understanding if and how adaptation is taking place is critical for decision-making. Assessments of adaptation progress can facilitate sharing of best practices, identify gaps, support prioritization of adaptation finance, and map evidence across regions and sectors.³⁻⁵

In the absence of systematic, global data on adaptation practices, adaptation actions documented in the academic literature provide a valuable complement to efforts to track adaptation on the ground (see Supplementary File 1 for background on adaptation tracking and global adaptation mapping). Other studies have assessed adaptation planning and policy at the regional,⁶⁻¹⁴ national,¹⁵⁻¹⁸ and sub-national¹⁹⁻²³ levels, using information from National Communications,²⁴⁻²⁶ local climate change action plans,^{22,23,27,28} adaptation project proposals,²⁹ and peer-reviewed literature.²⁰ Systematic approaches to synthesizing these and other types of adaptation evidence are emerging and are crucial for learning about what adaptation measures work, under what conditions, for whom, and why.^{1,30-34} However, to date, there have been few syntheses of adaptation actions documented in the academic literature.³⁰⁻³² The literature on climate change adaptation is vast and fast-growing, and spread across disparate academic communities.^{32,35-37} Relatively few of these papers document adaptation actions that have actually taken place, but separating out the studies that report on adaptation actions (rather than, e.g., vulnerability assessments or studies that model the potential for actions to address climate change or document the barriers preventing adaptation) is a monumental task. Moreover, it is impossible to document and capture all — or even a fraction of — adaptation-related activities occurring on-the-ground, and there are therefore no reliable estimates of what proportion of adaptation activities are documented or reflected in the academic literature (Supplementary File 1). As a result, this knowledge base has remained under-utilized, despite the opportunities it presents to better understand adaptation activities to date and to inform future responses and research.

This paper presents a comprehensive, systematic, global review of the academic literature that documents implemented human adaptation actions in response to climate change. We focus on empirical studies reporting observed adaptation-related responses (hereafter referred to as ‘responses’), reflecting our aim to capture adaptations with the potential to directly reduce climate risk, acknowledging that responses do not necessarily lead to reduced risk. In doing so, we focus on a specific subset of adaptation literature that reflects observed and implemented responses rather than processes of decision-making, adaptation governance, and planning.

As the volume of literature makes reliable synthesis via conventional assessment methods impossible, we draw on two recent approaches in information science: machine learning³⁸⁻⁴⁰ and collaborative networks.⁴¹⁻⁴⁴ Machine learning techniques allow us to rapidly sort thousands of documents, capturing the breadth of adaptation literature to an extent that would not be feasible using manual methods.^{32,36,37,39,40,45} We used supervised machine learning to screen

48,816 articles published between 2013 and 2019 and identified 1,682 articles that met our inclusion criteria (see Methods)(Extended Data Figures 1 and 2). We developed a network of 126 global experts in adaptation research to collaboratively and systematically extract information and evidence from these articles, asking: What climate hazards are driving responses? Who is responding? What types of responses are documented? Is adaptation reducing climate change risk? Are adaptations transformational?

Stocktaking global adaptation responses

Academic studies report adaptation responses across all global regions, with the greatest number of papers reporting responses in Asia (35% of articles) and Africa (32%) (Figure 1, Table 1). A minority of publications focused on Central and South America (6%) or Small Island States (2%). Reporting in Africa and Asia is dominated by literature from southern and eastern Africa and South Asia, with limited documentation from Central, Western or Northern Africa and from Northern, Central, or Western Asia.

Responses were most frequently documented in the context of food and agriculture (close to 66% of all articles), and this was consistent across all regions except for Oceania and Europe, where health (both) and adaptation in urban areas (Europe) were more prominent (Figure 1). We found geographical gaps in evidence (i.e., far fewer papers) from South America, Central and North Africa, the Middle East, and Central Asia (Figure 1). Health risks of climate change were among the top three issues motivating responses across all regions. Poverty and livelihood-related responses were particularly common in Africa, Asia, and North America. In North America and Europe, there was relatively strong reporting of urban responses (Figure 1). Percentages reported throughout this section do not sum to 100%, unless otherwise noted, as articles could describe actions taken in multiple regions or sectors, by multiple actors, and in response to multiple hazards.

Table 1: Distribution of article by categories of hazard, actor, sector, and type of response

Indicator	Category	Number of articles¹	Share of database²
<i>Hazards</i>			
	Sea level rise	253	15%
	Extreme precipitation and inland flooding	726	43%
	Increased frequency and intensity of extreme heat	475	28%
	Precipitation variability	744	44%
	Drought	897	53%
	Rising ocean temperature and ocean acidification	51	3%
	Loss of Arctic sea ice	28	2%
	General climate impacts	973	58%
	Other	495	29%
<i>Actors</i>			
	International or multinational governance institutions	129	8%
	Government (national)	608	36%
	Government (sub-national)	251	15%
	Government (local)	603	36%
	Private sector (corporations)	149	9%
	Private sector (SME)	159	9%
	Civil society (international, multinational, national)	216	13%
	Civil society (sub-national or local)	435	26%
	Individuals or households	1374	82%
	Other	226	13%
<i>Sectors</i>			
	Terrestrial & freshwater ecosystems	208	12%
	Ocean & coastal ecosystems	166	10%
	Water and sanitation	240	14%
	Food, fibre, and other ecosystem products	1019	61%
	Cities, settlements, and key infrastructure	249	15%
	Health, well-being, and communities	510	30%
	Poverty, livelihoods, and sustainable development	731	43%
<i>Type of response</i>			
	Behavioural/cultural	1259	75%
	Ecosystem-based	840	50%
	Institutional	707	42%
	Technological/infrastructure	1048	62%

¹ Categories are not mutually exclusive and sum to more than 1,682

² Categories are not mutually exclusive and sum to more than 100%

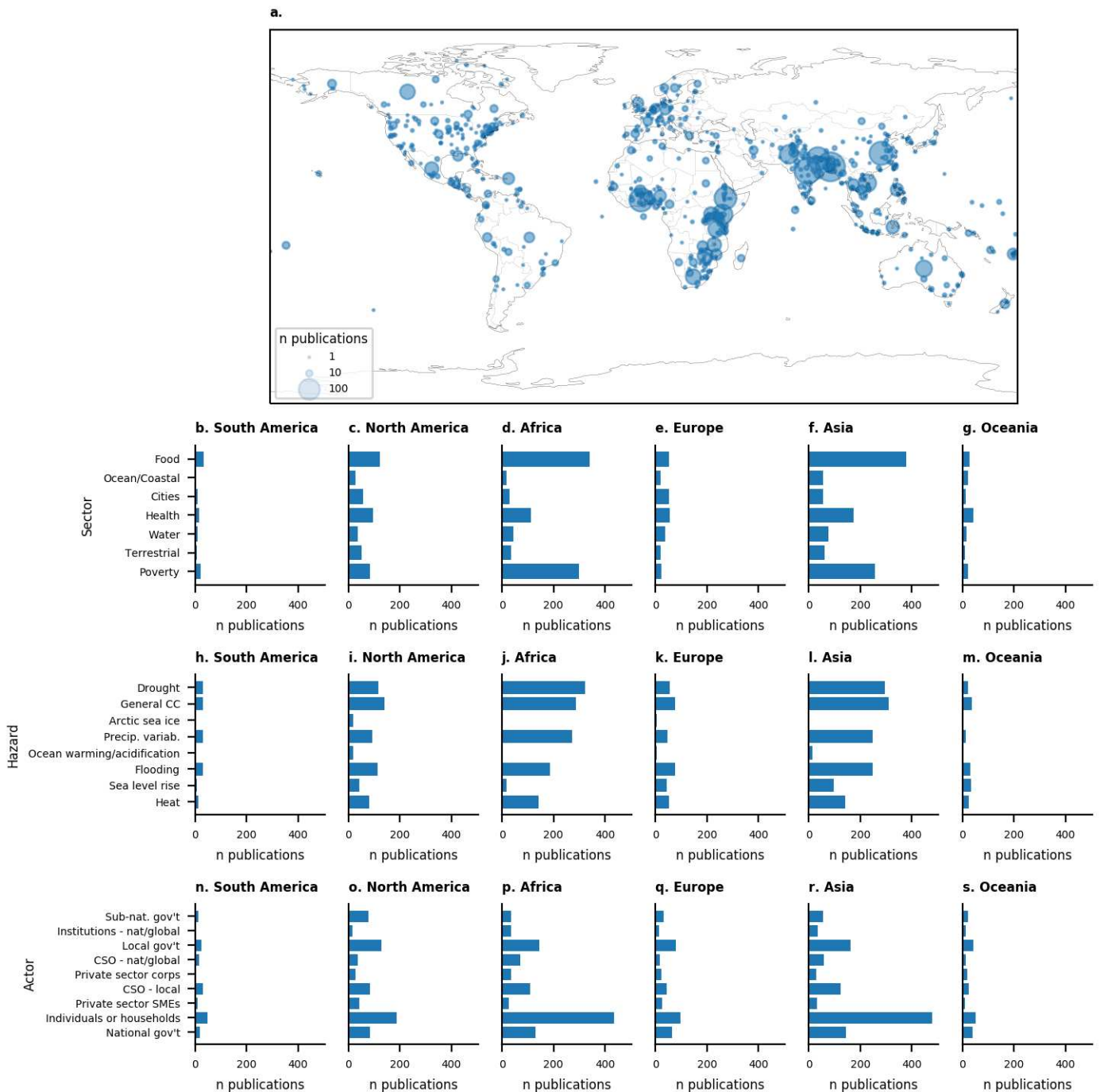


Figure 1: The geographic and sectoral distribution of the 1,682 articles included in the analysis. Geographical distribution of included studies (a), and descriptive summary of articles included in this review (b-s). Bar graphs show the total number of publications by global region for categories of sector (b-g), hazards (h-m), and actors (n-s). Bubbles in (a) reflect number of publications based on the location mentioned in the study; bubbles shown in the centre of countries reflect articles with national focus or unspecified beyond the national level.

Climate hazards driving adaptation responses

Many responses were motivated by observed or predicted general impacts of climate change (58% of articles)(Table 1). Of those that noted particular hazards as motivators, drought (54%), extreme precipitation and inland flooding (43%), and precipitation variability (44%) were most common (Figure 1, h-m). Drought and precipitation variability are particularly important motivators of responses in Africa and Central and South America, for example through uptake of new forms of agriculture,^{42,46,47} food systems,⁴⁸⁻⁵⁰ and household-level water supply in cities.^{51,52} In Bolivia, Guatemala, and Kenya, for example, the threat of droughts and precipitation variability have spurred changes in food

systems.^{53,54} Flooding and rising sea levels most commonly drive responses in Small Island States, compelling people to prepare inland and coastal flood management infrastructure, implement new building codes, and develop hazard maps and early warning systems.^{55–57} In cities worldwide, flooding and sea level rise are most frequently cited as key motivating hazards.^{17,58–60} For example, increasing flood risks are prompting European countries with large urban areas to diversify, coordinate, and align flood risk management strategies.¹⁷ While not commonly identified as a major driver of responses, extreme heat (28% of articles) appears to play a role in motivating responses across most regions and sectors.^{19,61–63}

Level and actors responding to climate hazards

Responses occur at multiple levels of social organization from individual farmers and urban households, to water, electric, and transportation utilities and managers, to international institutions.^{24,55,64–69} However, the vast majority of responses documented in the academic literature are undertaken at the local level, and by households or individuals in particular (82% of all articles) (Figure 1, n-s, Table 1) (see Supplementary File 1) for a reflection on how results in the academic literature may differ from other data sources). Household or individual-level responses are frequently reported in the context of food, health, and poverty in Africa and Asia.^{53,70,71} For example, studies in Ghana and Uganda observe farming households responding to drought by diversifying and irrigating crops, planting drought-tolerant crops, and livelihood diversification strategies, including migration,^{70,71} while in Kenya, households are diversifying livelihoods through farming and ecotourism.⁵³

Local governments are also prominent actors (Table 1), particularly in large urban areas. In Ibadan (Nigeria), state governments established urban agriculture programs,⁷² and city governments in Quito (Ecuador) and Lima (Peru) constructed large water reservoirs and water treatment plants to mitigate water shortages for urban populations.⁷³ Responses at the level of national governments also receive substantial attention.⁷⁴ Caribbean governments, for example, have instituted education and capacity building programs.¹² In Central and South America and Small Island States, a relatively large percent of papers describe actions by local civil society, as in Bolivia where local community organizations support practices such as composting and climate smart agriculture.⁵³ Reporting in the academic literature on private sector engagement in responses is low across all regions^{69,75} except for Australasia and Europe, where, for instance, tourism companies have initiated safeguards to protect the industry against glacier thinning and decline in snowfall.⁷³

Types of responses documented

The vast majority of responses documented in the academic literature globally are behavioural in nature (75%), with many also technical/ infrastructural (63%) and institutional (42%) (Figure 2, Table 1). Behavioural responses include actions such as: people making changes to their homes and land to protect them from floods, fires, and heat;⁶⁸ in some cases relocating or migrating from hazards;^{76,77} or adopting crops and livestock that are adapted to drought, pests, and encroaching salinity.^{78–82} Individuals shift to other economic and livelihood activities, abandoning fishing for farming,⁸³ or change food consumption practices to cope with environmental risks. In Africa and Asia, farmers commonly use drought-tolerant plant and animal species, water and soil management practices, and diversified income streams to spread risks and adjust to shifting climate conditions.^{80,84–89} Technical and infrastructural responses are also common, most notably in Europe and in cities, particularly in the water sector.^{90,91} Institutional responses such as creating policies, programs, regulations, and procedures and establishing formal and informal organizations — e.g., social support groups, climate insurance services,⁹² capacity-building, and financial assistance programs — are reported most frequently in the food and health sectors and in cities. Institutional adaptations often support other responses, such as extension services designed to enable farmer uptake of drought tolerant crops⁹³ or public education for flood risk preparedness.⁹⁴ Ecosystem- or nature-based responses (50% of all articles) such as natural regeneration of plant species,⁷⁸ intercropping, and mulching are used across all regions, most notably in Africa and Central and South America.^{95–97}

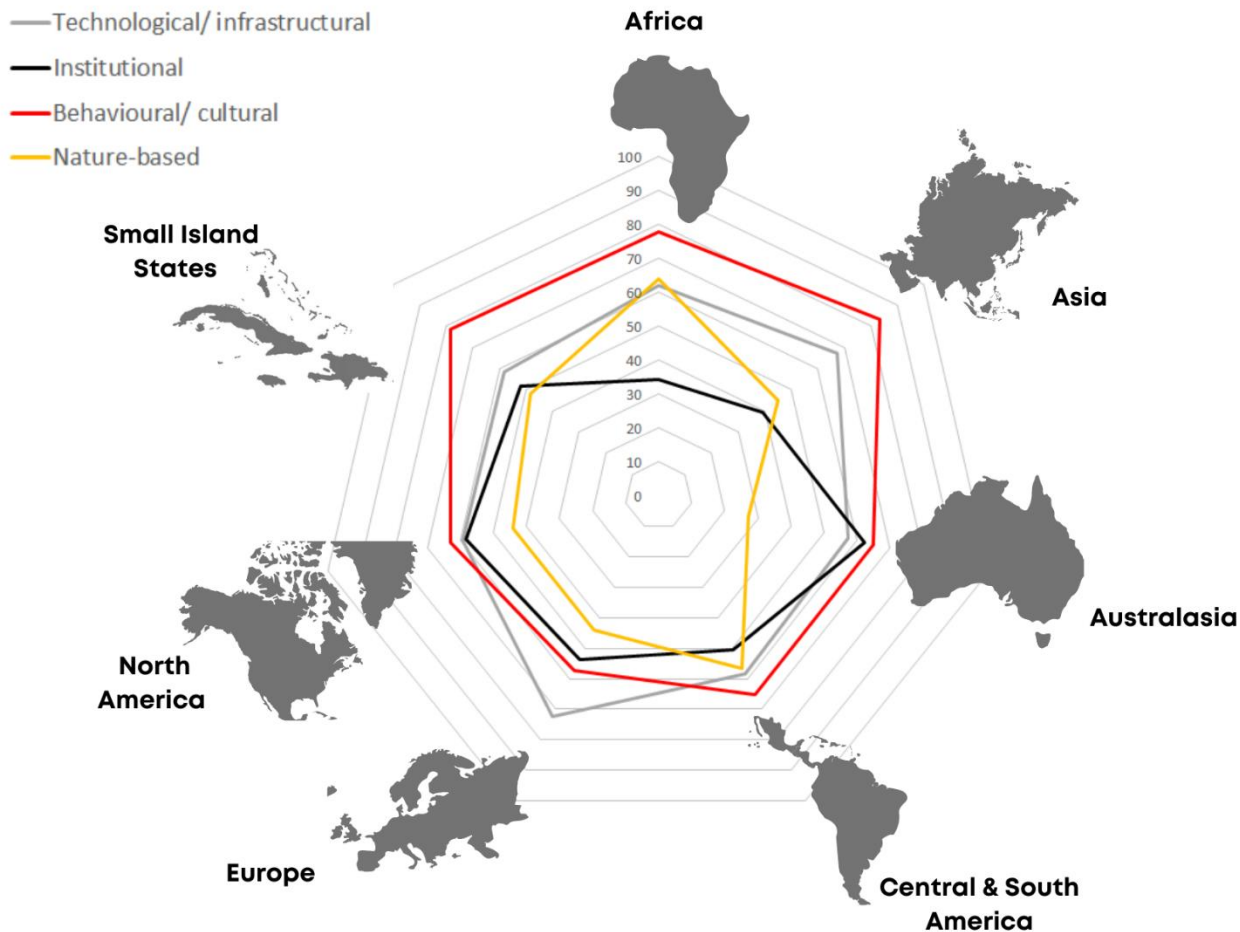


Figure 2: Types of adaptation responses, by global region. Radar axes reflect the percentage of articles mentioning each type of adaptation response over the total number of articles for that region. Adaptation types are not exclusive; articles frequently reported responses that involved multiple types of adaptation, for example installation of urban green roofs for cooling (nature-based, technological) or government-supported planting of drought-resistant seeds among subsistence farmers (behavioural, institutional).

Evidence of climate risk reduction due to adaptation

Given that adaptation aims to reduce climate risks by reducing vulnerability and exposure to climate hazards, understanding the extent to which responses have contributed to risk reduction is critical to evaluate effectiveness and inform future action. Yet the vast majority of the papers we reviewed lacked detailed accounting of how and to what extent responses lower climate risk, with authors often assuming or implying risk reduction.

The results from coding indicated that 62% of papers (n=1044) provided implicit or explicit evidence that adaptation activities were reducing risk or vulnerability (Question 5.1), but only 58 (3.4%) papers indicate that risk reduction outcomes of adaptation responses were formally assessed following implementation (Question 4.1). We conducted a further analysis of this subset of papers that were reported to include formal assessment of risk reduction to examine the current state of empirical evidence on risk reduction (see Supplemental File 2, for further detail and methods). Among this subset, 30 papers (1.8% of all academic studies in our database) present primary evidence of risk reduction, for example improved food security and health outcomes measured through indicators such as increased agricultural yields and caloric in-take.⁹⁸ These studies applied either quantitative (15 articles) or qualitative (11) methods to assess risk reduction, and a minority (4) used mixed methods. A further 9 articles quantitatively assessed improvements in adaptive capacity, but with no clear evidence of changes in risk outcomes. The remaining papers assumed risk reduction outcomes based on secondary evidence or theories of change. Among possible explanations for the limited evaluative evidence in the literature are differences among coders in understandings of risk reduction,

assumptions regarding outcomes based on related but non-climate change-specific literature, and the difficulty of conceptualizing risk and factors leading to risk reduction. Additionally, technical challenges related to risk reduction evaluation include the lead time until responses show outcomes in terms of risk reduction, the difficulty of attributing such outcomes to the studied responses, and the difficulty of measuring avoided impacts or risks.^{3,99,100}

Notably, some adaptation responses may be counterproductive, with mixed outcomes for risk reduction, especially over the longer-term.¹⁰¹ This is mentioned in approximately 33% of papers in our sample (Question 5.3). For example, there is some evidence that watershed management responses such as water harvesting may reduce water supply risk in the watershed where water harvesting happens, but may have negative outcomes downstream, for particular user groups, or at longer time scales.^{102,103} Migration provides another example of a response to climatic and non-climatic hazards where there has been mixed evidence of risk reduction, especially in Asia (37 studies), Africa (21), South and Central America (7), and North America (6). In some cases, migration may have negative repercussions. For example, labour may be reduced in communities where individuals migrate from, with the result that female heads of households experience increased demands with less ability to share labor.^{104–107}

Evidence of transformational adaptation

As the impacts of climate change become more severe, adaptation may need to be more transformational than incremental, with responses going beyond business-as-usual or incremental changes to activities that change the fundamental attributes of socio-ecological systems.^{108–114} To assess evidence of transformational adaptation of documented responses, we draw on a typology developed by Termeer et al. (2016) outlining three dimensions of transformative governance: depth, scope, and speed.¹⁰⁸ Depth describes the novelty of an action, scope the geographic or sectoral breadth, and speed the time taken to implement. We add a fourth component that asks to what extent adaptation actions are approaching or overcoming the limits known to constrain adaptation. We operationalize this typology to assess evidence within our database of transformational adaptation for global regions and sectors (Table 2) (see also Supplementary File 3, for detailed methods, categories, and definitions). We categorized evidence of transformational adaptation for the four dimensions within our typology (depth, scope, speed, limits) as high, medium, or low (Supplementary File 3, Table 1). Evidence of high transformational adaptation involves an overall regional or sectoral profile of novel adaptations at large scales or across numerous sectors, implemented quickly, that overcome or reduce constraints on adaptation. Conversely, evidence of low transformational adaptation describes an overall profile of adaptation that is largely localized, implemented slowly, involves small adjustments to business-as-usual, and is constrained by barriers to adaptation.

Across all regions and sectors, the depth of responses is low, with few exceptions, involving minor adjustments to business-as-usual rather than transformation, and short-term responses to extreme weather events more than long-term proactive change. Alterations in farming practices (e.g., irrigation, crop variety, timing) or infrastructural modifications (e.g., building elevation) fall into this category. Less commonly reported are high-depth responses, such as permanent relocation of a village or a large-scale, multi-stakeholder effort to create a resource governance system.^{115–117} Documented responses also tend to be small in scope, focused on a single sector or a small geographic area. Autonomous responses by individuals to deal with heat, for example, tend to be small-scope.^{61,118} Conversely, a national plan to address numerous aspects of climate change is large-scope.¹¹⁹ Individual actions can be large-scope when adopted by numerous individuals or households across a relatively large geographic region or when actions affect numerous aspects of life rather than focusing on a single hazard. The speed of adaptation is often not documented explicitly but ranges from fast responses that occur in less than a year (e.g., using shade or fans in a heat wave, changing timing of a crop planting) to slow responses that require more than a decade of planning and execution. Some fast actions may occur quickly at an individual level but still be slow to spread to other individuals (e.g., uptake of a new irrigation technique by farmers). Numerous constraints that limit the ability of various actors to respond are noted (80% of studies describe constraints), and there is little evidence of these constraints being overcome.

The overall transformative potential of adaptations documented in the academic literature across most global regions and sectors is low (Figure 3). Some adaptations exhibit high depth, scope, and speed, and challenge limits,¹²⁰ but these are uncommon. In fact, results suggest there may be trade-offs between the scope of responses on one hand and the

speed of implementation on the other,¹⁰⁷ perhaps due to the long timelines involved in coordinating or executing large-scale measures. Further research will be needed to explore the implication that soft limits impeded the ability to implement widespread change with the urgency required for adaptation.

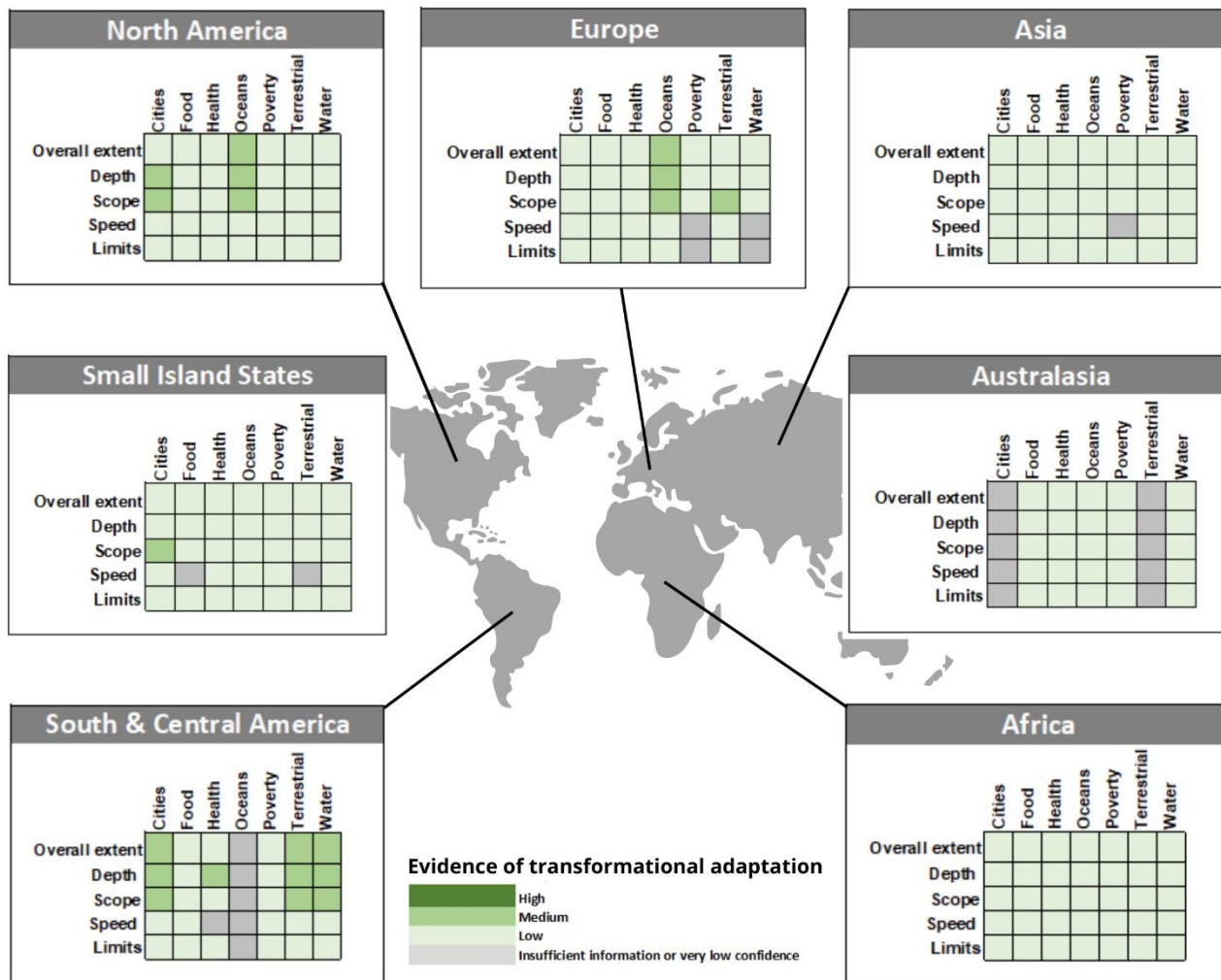


Figure 3: Evidence of transformational adaptation by sector and region. The overall profile across global sectors and regions indicates that evidence of transformational adaptation is low. We found no sector or region with evidence of high overall transformational adaptation, and few with evidence of medium levels of transformational adaptation. Evidence across some sectors and regions was insufficient for assessment. Transformational adaptation does not imply adequacy of adaptations to reduce risk, which is currently not methodologically feasible or available in the literature. Transformational adaptation here is based on assessment of the scope, speed, depth, and challenges to adaptation limits of responses reported in the academic literature. Methodology provided in Supplementary File 2.

Discussion

Ultimately, adaptation intends to reduce the adverse effects of climate change and in some cases to take advantage of new opportunities. Although our results find widespread documentation of adaptation-related responses in the academic literature, there is little evidence on whether responses are reducing climate risk. We identified only 1682 articles that met our inclusion criteria from >48,000, highlighting that only a small fraction of the broader adaptation literature (<5%) is reporting on implemented adaptation responses. There are also concerning gaps arising from our results, such as a relative scarcity of transformative adaptations in cases where current and projected risks are high, and a lack of evidence that well-documented limits to adaptation are being challenged or overcome. These knowledge

gaps reflect the substantial and recognized difficulties involved in measuring the actual (when responding to observed risks) and potential (when responding to projected risks) effectiveness of a wide range of adaptation responses.

Absence of evidence of risk reduction in the academic literature documenting implemented adaptation actions does not necessarily imply that no risk reduction is taking place. Adaptation actions are documented beyond the academic literature as well (e.g., grey literature). It is possible there is more evidence of risk reduction in these other literatures, so evaluating that literature will be an important next step for global adaptation stock-taking. We conducted an internal expert elicitation exercise to assess confidence in the extent to which our results reflect real-world trends in evidence of transformational adaptation, highlighting reporting bias but broadly supporting a pattern of low overall evidence on transformational adaptation (see Supplementary File 3, Table 3, and Supplementary File 4). The absence of empirical evidence on risk reduction that we identified in our database was not just a matter of delay between implementation and realization of risk reduction (though that is certainly relevant), but a lack of engagement with pathways of risk reduction more broadly. We do not map responses against projected risk from climate hazards. Assessing the extent to which responses are addressing key climate hazards will be critical in identifying areas of progress and gaps in risk reduction. Our analysis suggests that synthesizing different sources of information will be needed at regional and sectoral levels, given the observed high degree of inter-regional variation. Nevertheless, our results highlight the stark inadequacy of the current methods and evidence base available to assess the effectiveness of responses in terms of risk reduction.¹²⁰ Here we argue that the inability to confidently and systematically gauge effectiveness critically limits the ability to report on and galvanize adaptation globally. Critically assessing the effectiveness of adaptation actions and their potential or actual risk reduction may require different approaches to adaptation research, including longitudinal studies to assess performance over time, more interdisciplinary and transdisciplinary collaboration to assess multiple facets of performance, and greater incorporation of Indigenous knowledge and local knowledge to assess the effects of adaptation on communities and local ecosystems.

We identify additional evidence gaps pertaining to adaptation-related responses. Geographically, evidence is primarily documenting responses in North America, Europe, and parts of Africa (largely anglophone) and Asia (largely southeast). Gaps in evidence are particularly notable in vulnerable regions in South America, Central and North Africa, and Central Asia. There remains relatively little documentation in the peer-reviewed literature on responses within the private sector. More broadly, terminology within the adaptation literature we reviewed is largely disconnected from frequently used terms in the impacts literature; for example, discussion of *barriers* rather than *adaptation limits*, and negligible focus on the implications of different warming levels on adaptation needs or sufficiency. Persistent lack of integration of concepts, terminology, and methods between climate impacts, vulnerability, adaptation, and mitigation research constrains progress on assessing how adaptation responses will interact with mitigation responses to reduce climate risk.

Recent review papers have documented the rapid rise in scholarship on climate change adaptation in recent years.^{32,121,122} Our paper complements this literature by focusing specifically on the documentation of implemented adaptations in the academic literature and beyond responses by institutions. A review of climate change vulnerability research, for example, found that only about 30% of papers covered multiple systems/sectors,¹²³ which is similar to our finding that research on adaptation responses tends to have a single-sector focus. Several review papers document the geographic distribution of authors in the field of climate change and adaptation, with concentrations in the USA, Canada, Europe, UK, and Australia.^{121,122} This authorship distribution is not reflective of our mapping of the study areas of literature documenting adaptation responses, which is largest in Asia and Africa. A recent bibliometric review of adaptation literature revealed a growing number of studies on food security and agriculture in the 2016-2020 period,¹²² which is reflected in the large number of papers on food-related adaptation responses documented here.

The collaborative network approach used in this study represents a way forward for large-scale synthesis efforts to overcome barriers of scale. Including a diverse set of collaborators, both junior and senior researchers, also ensures

diversity in expertise, viewpoints, and geography to help ground results. There is potential in the future to blend this approach with additional machine learning techniques to enable even larger comparisons or more fine-grained data extraction. These methods complement emerging citizen science approaches, which show potential for documentation of adaptation responses not readily captured in published literature.^{124–127} Our study highlights that new approaches to evidence synthesis are increasingly necessary to take stock of current conditions and to inform interdisciplinary climate solutions.

We identify eight key priorities for global adaptation research moving forward (Box 1). These recommendations are drawn from key insights emerging from our results, combined with our collective reflection on critical gaps in research and knowledge that constrain assessment and learning on progress towards adapting to climate risks globally.

Box 1 Moving forward: 8 key priorities for global adaptation research

- 1. Assess effectiveness of adaptation response.** Few studies attempt to assess outcome measures.¹²⁸ Ultimately, and in most cases, adaptation success will result in avoided harm at some point in the future. This is intrinsically difficult to measure, but it is possible to assess change in climatological, ecological, and human health outcome variables such as flood damage, health impacts, and crop yield. Introducing effective monitoring of these variables at the start of adaptation programs, ideally in a comparative way with counterfactuals, would allow assessment of response effectiveness, and at least observed, current benefits. Dedicated funding, training, monitoring, and research streams are needed to overcome barriers to the development and implementation of frameworks for effectiveness assessments. There is significant potential to draw on existing tools such as theories-of-change, and from synthesizing insights from evaluations in the non-academic literature, to increase consideration of how responses are affecting transitions towards risk reduction and minimizing the risk of maladaptation.
- 2. Enhance understanding of limits to adaptation and adaptation adequacy.** Investigation of adaptation limits remains underdeveloped within adaptation research, yet it is important to track if and how implemented adaptation is addressing or approaching limits, i.e. whether it is adequate in the face of climate change. Frameworks to assess adaptation adequacy remain elusive, and this is unlikely to change within the timescales available for rapid climate action. It is clear, however, that the transformational nature of adaptation globally is low, though this is highly variable, with substantial potential to extend the depth, scope, and speed of adaptations, and begin to overcome barriers and approach limits. A precautionary approach and (limited) available evidence would suggest that we assume our current response is inadequate. More research is needed to understand why complacency persists and why we are not learning how to overcome well-known barriers to adaptation.¹⁰⁷ Assessment of transformational adaptation is an imperfect but useful tool to gauge progress on adaptation across scales.
- 3. Enable individuals and civil society.** Much global adaptation discourse focuses on institutional adaptation and addressing governance barriers with a focus on formal institutions and state actors. While critical, this narrative can divert recognition and resources from the importance of autonomous adaptation by individuals and households, particularly in the Global South. To enable long-term adaptation it is critical to recognise and test different incentive mechanisms that enable behavioural change towards adaptation, including insights from environmental psychology.¹²⁹ It is also important to assess collective action for adaptation (i.e. autonomously organized adaptation action among social groups) as it holds potential to facilitate transformational adaptation through social change.¹¹⁰
- 4. Include missing places, scholars, and scholarship.** Adaptation research is notably greater in Africa and Asia, consistent with global areas of greatest climate vulnerability. But important gaps remain, including Central and South America, Central Asia, Central and North Africa, and the Middle East where vulnerability is high but adaptation research is comparatively sparse.
- 5. Understand private sector responses.** There is relatively little academic literature assessing responses within the private sector.⁷⁵ While this may be proprietary (not reported) or published elsewhere, integration of private sector experiences and insights with institutional and public responses will be critical to comprehensive assessment of adaptation.
- 6. Improve methods for synthesizing different forms of evidence.** The work presented here — despite requiring a huge international collaborative effort — captures only those adaptations reported in the academic literature. While we originally aimed (and attempted) to integrate grey literature, it was not technically or logistically feasible. Systematically synthesizing insights from grey literature, adaptation practice, and Indigenous and local knowledge remains a grand challenge for adaptation evidence synthesis. This is compounded by a rapidly expanding and diverse literature base on adaptation. There is a critical need for innovation of conceptual and methodological tools to keep up with and synthesize diverse knowledge on adaptation.
- 7. Assess adaptation at different temperature thresholds.** Our findings are consistent with evidence that the vulnerability assessment literature remains largely temperature-agnostic;¹³⁰ the literature on adaptation implementation is likewise underdeveloped with regards to outcomes under different temperature scenarios, and disconnected from mitigation and warming estimates. This disconnect is partly because mitigation and warming estimates do not translate hazard trends into environmental and societal impacts that are a prerequisite to understanding and discussing adaptation needs and responses. As a start, adaptation studies could consider how limits to adaptation or the effectiveness of a given range of measures will differ by degree and speed of warming.
- 8. Improve inclusion of timescale and dynamics of responses.** Greater understanding is needed on the durability of documented adaptation responses, how long it takes for their benefits to accrue, and to whom. Such longitudinal understanding would help inform policies at various scales about responses available now, those that need to be planned, and the synergies or trade-offs between various types of responses over time. For instance, are the documented benefits maintained over time as hazards, vulnerability and exposure continue to change or do different groups begin to “win” and “lose”? To what extent are benefits and risks flexible to changing hazards and societal shifts? Future adaptation research and assessments should consider explicitly integrating these questions, and in particular consider longitudinal analyses to assess how adaptation evolves over time.

References (main text)

1. Berrang-Ford, L. et al. Tracking global climate change adaptation among governments. *Nat. Clim. CHANGE* 9, 440–449 (2019).
2. Tompkins, E. L., Vincent, K., Nicholls, R. J. & Suckall, N. Documenting the state of adaptation for the global stocktake of the Paris Agreement. *WILEY Interdiscip. Rev.-Clim. CHANGE* 9, (2018).
3. Ford, J. D. et al. Adaptation tracking for a post-2015 climate agreement. *Nat. Clim. CHANGE* 5, 967–969 (2015).
4. Magnan, A. K. Metrics needed to track adaptation. *NATURE* 530, 160 (2016).
5. Ebi, K. L., Boyer, C., Bowen, K. J., Frumkin, H. & Hess, J. Monitoring and Evaluation Indicators for Climate Change-Related Health Impacts, Risks, Adaptation, and Resilience. *Int. J. Environ. Res. Public. Health* 15, (2018).
6. Biesbroek, R. & Delaney, A. Mapping the evidence of climate change adaptation policy instruments in Europe. *Environ. Res. Lett.* 15, (2020).
7. Bowen, K. J. & Ebi, K. L. Governing the health risks of climate change: towards multi-sector responses. *Curr. Opin. Environ. Sustain.* 12, 80–85 (2015).
8. Olazabal, M., Ruiz de Gopegui, M., Tompkins, E. L., Vennerj, K. & Smith, R. A cross-scale worldwide analysis of coastal adaptation planning. *Environ. Res. Lett.* 14, (2019).
9. England, M. I. et al. Climate change adaptation and cross-sectoral policy coherence in southern Africa. *Reg. Environ. CHANGE* 18, 2059–2071 (2018).
10. Thomas, A., Shooya, O., Rokitzki, M., Bertrand, M. & Lissner, T. Climate change adaptation planning in practice: insights from the Caribbean. *Reg. Environ. CHANGE* 19, 2013–2025 (2019).
11. Canosa, I., V., Ford, J. D., McDowell, G., Jones, J. & Pearce, T. Progress in climate change adaptation in the Arctic. *Environ. Res. Lett.* 15, (2020).
12. Robinson, S. Adapting to climate change at the national level in Caribbean small island developing states. *Isl. Stud. J.* 13, 79–100 (2018).
13. Wirehn, L. Nordic agriculture under climate change: A systematic review of challenges, opportunities and adaptation strategies for crop production. *LAND USE POLICY* 77, 63–74 (2018).
14. Robinson, S. Climate change adaptation in SIDS: A systematic review of the literature pre and post the IPCC Fifth Assessment Report. *WILEY Interdiscip. Rev.-Clim. CHANGE* 11, (2020).
15. Lesnikowski, A. C. et al. National-level factors affecting planned, public adaptation to health impacts of climate change. *Glob. Environ. CHANGE-Hum. POLICY Dimens.* 23, 1153–1163 (2013).
16. Lesnikowski, A., Ford, J. D., Biesbroek, R. & Berrang-Ford, L. A policy mixes approach to conceptualizing and measuring climate change adaptation policy. *Clim. CHANGE* 156, 447–469 (2019).
17. Hegger, D. L. T., Mees, H. L. P., Driessen, P. P. J. & Runhaar, H. A. C. The Roles of Residents in Climate Adaptation: A systematic review in the case of the Netherlands. *Environ. POLICY Gov.* 27, 336–350 (2017).
18. Lesnikowski, A. et al. Frontiers in data analytics for adaptation research: Topic modeling. *WILEY Interdiscip. Rev.-Clim. CHANGE* 10, (2019).
19. Araos, M. et al. Climate change adaptation planning in large cities: A systematic global assessment. *Environ. Sci. POLICY* 66, 375–382 (2016).
20. Singh, C., Madhavan, M., Arvind, J. & Bazaz, A. Climate change adaptation in Indian cities: a review of existing actions and spaces for triple wins. *Urban Clim.* (2021).
21. Lesnikowski, A., Biesbroek, R., Ford, J. D. & Berrang-Ford, L. Policy implementation styles and local governments: the case of climate change adaptation. *Environ. Polit.* doi:10.1080/09644016.2020.1814045.
22. Reckien, D. et al. Dedicated versus mainstreaming approaches in local climate plans in Europe. *Renew. Sustain. ENERGY Rev.* 112, 948–959 (2019).
23. Reckien, D. et al. How are cities planning to respond to climate change? Assessment of local climate plans from 885 cities in the EU-28. *J. Clean. Prod.* 191, 207–219 (2018).
24. Muchuru, S. & Nhamo, G. Climate change and the African livestock sector Emerging adaptation measures from UNFCCC national communications. *Int. J. Clim. CHANGE Strateg. Manag.* 9, 241–260 (2017).
25. Lesnikowski, A. C., Ford, J. D., Berrang-Ford, L., Barrera, M. & Heymann, J. How are we adapting to climate change? A global assessment. *Mitig. Adapt. Strateg. Glob. CHANGE* 20, 277–293 (2015).
26. Gagnon-Lebrun, F. & Agrawala, S. Implementing adaptation in developed countries: an analysis of progress and trends. *Clim. POLICY* 7, 392–408 (2007).
27. Regmi, B. R., Star, C. & Leal Filho, W. An overview of the opportunities and challenges of promoting climate change adaptation at the local level: a case study from a community adaptation planning in Nepal. *Clim. CHANGE* 138, 537–550 (2016).
28. Regmi, B. R., Star, C. & Leal Filho, W. Effectiveness of the Local Adaptation Plan of Action to support climate change adaptation in Nepal. *Mitig. Adapt. Strateg. Glob. CHANGE* 21, 461–478 (2016).
29. Leiter, T. Progress in implementing adaptation: insights from project proposals and scientific literature. in *Adaptation Gap Report 2020* 33–40 (UNEP, 2021).
30. Biesbroek, R. et al. Data, concepts and methods for large-n comparative climate change adaptation policy research: A systematic literature review. *WILEY Interdiscip. Rev.-Clim. CHANGE* 9, (2018).

31. Biesbroek, R., Badloe, S. & Athanasiadis, I. N. Machine learning for research on climate change adaptation policy integration: an exploratory UK case study. *Reg. Environ. CHANGE* 20, (2020).
32. Callaghan, M. W., Minx, J. C. & Forster, P. M. A topography of climate change research. *Nat. Clim. CHANGE* 10, 118+ (2020).
33. Berrang-Ford, L., Pearce, T. & Ford, J. D. Systematic review approaches for climate change adaptation research. *Reg. Environ. CHANGE* 15, 755–769 (2015).
34. Minx, J. C., Callaghan, M., Lamb, W. F., Garard, J. & Edenhofer, O. Learning about climate change solutions in the IPCC and beyond. *Environ. Sci. POLICY* 77, 252–259 (2017).
35. Lamb, W. F., Callaghan, M. W., Creutzigt, F., Khosla, R. & Minx, J. C. The literature landscape on 1.5 degrees C climate change and cities. *Curr. Opin. Environ. Sustain.* 30, 26–34 (2018).
36. Lamb, W. F., Creutzigt, F., Callaghan, M. W. & Minx, J. C. Learning about urban climate solutions from case studies. *Nat. Clim. CHANGE* 9, 279+ (2019).
37. Sietsma, A. J., Ford, J. D., Callaghan, M. W. & Minx, J. C. Progress in climate change adaptation research. *Environ. Res. Lett.* 16, 054038 (2021).
38. Ford, J. D. et al. Big data has big potential for applications to climate change adaptation. *Proc. Natl. Acad. Sci. U. S. A.* 113, 10729–10732 (2016).
39. Cheng, S. H. et al. Using machine learning to advance synthesis and use of conservation and environmental evidence. *Conserv. Biol.* 32, 762–764 (2018).
40. Grubert, E. & Siders, A. Benefits and applications of interdisciplinary digital tools for environmental meta-reviews and analyses. *Environ. Res. Lett.* 11, (2016).
41. Lukyanenko, R., Wiggins, A. & Rosser, H. K. Citizen Science: An Information Quality Research Frontier. *Inf. Syst. Front.* 22, 961–983 (2020).
42. Ziervogel, G., Pasquini, L. & Lee, J. Understanding the role of networks in stimulating adaptation actions on the ground: Examples from two African case studies. in *University Initiatives in Climate Change Mitigation and Adaptation* 57–75 (2018). doi:10.1007/978-3-319-89590-1_4.
43. Seltzer, E. & Mahmoudi, D. Citizen Participation, Open Innovation, and Crowdsourcing: Challenges and Opportunities for Planning. *J. Plan. Lit.* 28, 3–18 (2013).
44. Kueffer, C. et al. Enabling effective problem-oriented research for sustainable development. *Ecol. Soc.* 17, (2012).
45. Haddaway, N. R. et al. On the use of computer-assistance to facilitate systematic mapping. *Campbell Syst. Rev.* 16, e1129 (2020).
46. Asfaw, A., Simane, B., Bantider, A. & Hassen, A. Determinants in the adoption of climate change adaptation strategies: evidence from rainfed-dependent smallholder farmers in north-central Ethiopia (Woleka sub-basin). *Environ. Dev. Sustain.* 21, 2535–2565 (2019).
47. Bizikova, L., Parry, J.-E., Karami, J. & Echeverria, D. Review of key initiatives and approaches to adaptation planning at the national level in semi-arid areas. *Reg. Environ. Change* 15, 837–850 (2015).
48. Oviedo, A. F. P., Mitraud, S., McGrath, D. G. & Bursztyn, M. Implementing climate variability at the community level in the Amazon floodplain. *Environ. Sci. Policy* 63, 151–160 (2016).
49. Daryanto, S., Wang, L. & Jacinthe, P.-A. Global synthesis of drought effects on cereal, legume, tuber and root crops production: A review. *Agric. Water Manag.* 179, 18–33 (2017).
50. Aggarwal, P., Vyas, S., Thornton, P. & Campbell, B. M. How much does climate change add to the challenge of feeding the planet this century? *Environ. Res. Lett.* 14, (2019).
51. Simpson, N. P., Shearing, C. D. & Dupont, B. Climate gating: A case study of emerging responses to Anthropocene Risks. *Clim. RISK Manag.* 26, (2019).
52. Simpson, N. P., Shearing, C. D. & Dupont, B. Gated Adaptation during the Cape Town Drought: Mentalities, Transitions and Pathways to Partial Nodes of Water Security. *Soc. Nat. Resour.* 33, 1041–1049 (2020).
53. Jacobi, J. et al. Actor-specific risk perceptions and strategies for resilience building in different food systems in Kenya and Bolivia. *Reg. Environ. Change* 19, 879–892 (2019).
54. Sain, G. et al. Costs and benefits of climate-smart agriculture: The case of the Dry Corridor in Guatemala. *Agric. Syst.* 151, 163–173 (2017).
55. Klock, C. & Nunn, P. D. Adaptation to Climate Change in Small Island Developing States: A Systematic Literature Review of Academic Research. *J. Environ. Dev.* 28, 196–218 (2019).
56. Mycoo, M. A. Beyond 1.5 degrees C: vulnerabilities and adaptation strategies for Caribbean Small Island Developing States. *Reg. Environ. CHANGE* 18, 2341–2353 (2018).
57. Nalau, J. et al. The Role of Indigenous and Traditional Knowledge in Ecosystem-Based Adaptation: A Review of the Literature and Case Studies from the Pacific Islands. *WEATHER Clim. Soc.* 10, 851–865 (2018).
58. Broto, V. C. & Bulkeley, H. A survey of urban climate change experiments in 100 cities. *Glob. Environ. CHANGE-Hum. POLICY Dimens.* 23, 92–102 (2013).
59. Beiler, M. O., Marroquin, L. & McNeil, S. State-of-the-practice assessment of climate change adaptation practices across metropolitan planning organizations pre- and post-Hurricane Sandy. *Transp. Res. PART -POLICY Pract.* 88, 163–174 (2016).
60. Azevedo de Almeida, B. & Mostafavi, A. Resilience of Infrastructure Systems to Sea-Level Rise in Coastal Areas: Impacts, Adaptation Measures, and Implementation Challenges. *SUSTAINABILITY* 8, (2016).

61. Hintz, M. J., Luederitz, C., Lang, D. J. & von Wehrden, H. Facing the heat: A systematic literature review exploring the transferability of solutions to cope with urban heat waves. *URBAN Clim.* 24, 714–727 (2018).
62. Austin, S. E. et al. Public Health Adaptation to Climate Change in OECD Countries. *Int. J. Environ. Res. Public Health* 13, (2016).
63. Turek-Hankins, L. L. et al. Climate change adaptation to extreme heat: A global systematic review of implemented action. *Oxf. Open Clim. Change Online* ahead of print (2021) doi:<https://doi.org/10.1093/oxfclm/kgab005>.
64. Bauer, A. & Steurer, R. Multi-level governance of climate change adaptation through regional partnerships in Canada and England. *GEOFORUM* 51, 121–129 (2014).
65. Becker, A., Ng, A. K. Y., McEvoy, D. & Mullett, J. Implications of climate change for shipping: Ports and supply chains. *WILEY Interdiscip. Rev.-Clim. CHANGE* 9, (2018).
66. Gautier, D., Denis, D. & Locatelli, B. Impacts of drought and responses of rural populations in West Africa: a systematic review. *WILEY Interdiscip. Rev.-Clim. CHANGE* 7, 666–681 (2016).
67. Koerth, J., Vafeidis, A. T. & Hinkel, J. Household-Level Coastal Adaptation and Its Drivers: A Systematic Case Study Review. *RISK Anal.* 37, 629–646 (2017).
68. Porter, J. J., Dessai, S. & Tompkins, E. L. What do we know about UK household adaptation to climate change? A systematic review. *Clim. CHANGE* 127, 371–379 (2014).
69. Ford, J. D., McDowell, G. & Jones, J. The state of climate change adaptation in the Arctic. *Environ. Res. Lett.* 9, (2014).
70. Mayanja, M. N., Rubaire-Akiiki, C., Morton, J. & Kabasa, J. D. Pastoral community coping and adaptation strategies to manage household food insecurity consequent to climatic hazards in the cattle corridor of Uganda. *Clim. Dev.* 12, 110–119 (2020).
71. Antwi-Agyei, P., Dougill, A. J. & Stringer, L. C. Barriers to climate change adaptation: evidence from northeast Ghana in the context of a systematic literature review. *Clim. Dev.* 7, 297–309 (2015).
72. Lwasa, S. et al. Urban and peri-urban agriculture and forestry: Transcending poverty alleviation to climate change mitigation and adaptation. *Urban Clim.* 7, 92–106 (2014).
73. Rasul, G., Pasakhala, B., Mishra, A. & Pant, S. Adaptation to mountain cryosphere change: issues and challenges. *Clim. Dev.* 12, 297–309 (2020).
74. Robinson, S. Climate change adaptation trends in small island developing states. *Mitig. Adapt. Strateg. Glob. CHANGE* 22, 669–691 (2017).
75. Goldstein, A., Turner, W. R., Gladstone, J. & Hole, D. G. The private sector's climate change risk and adaptation blind spots. *Nat. Clim. Change* 9, 18–25 (2019).
76. Middelbeek, L., Kolle, K. & Verrest, H. Built to last? Local climate change adaptation and governance in the Caribbean - The case of an informal urban settlement in Trinidad and Tobago. *Urban Clim.* 8, 138–54 (2014).
77. Koerth, J., Vafeidis, A. T., Carretero, S., Sterr, H. & Hinkel, J. A typology of household-level adaptation to coastal flooding and its spatio-temporal patterns. *SPRINGERPLUS* 3, (2014).
78. Fischer, A. P. Adapting and coping with climate change in temperate forests. *Glob. Environ. CHANGE-Hum. POLICY Dimens.* 54, 160–171 (2019).
79. Kattumuri, R., Ravindranath, D. & Esteves, T. Local adaptation strategies in semi-arid regions: study of two villages in Karnataka, India. *Clim. Dev.* 9, 36–49 (2017).
80. Arku, F. S. Local creativity for adapting to climate change among rural farmers in the semi-arid region of Ghana. *Int. J. Clim. CHANGE Strateg. Manag.* 5, 418–430 (2013).
81. Wheeler, S. A. & Marning, A. Turning water into wine: Exploring water security perceptions and adaptation behaviour amongst conventional, organic and biodynamic grape growers. *LAND USE POLICY* 82, 528–537 (2019).
82. Fischer, A. P. Characterizing behavioral adaptation to climate change in temperate forests. *Landsc. URBAN Plan.* 188, 72–79 (2019).
83. Dube, T., Mlilo, C., Moyo, P., Ncube, C. & Phiri, K. Will adaptation carry the future? Questioning the long-term capacity of smallholder farmers' adaptation strategies against climate change in Gwanda District, Zimbabwe. *J. Hum. Ecol.* 61, 20–30 (2018).
84. Sereenonchai, S. & Arunrat, N. Fisher's Decisions to Adopt Adaptation Strategies and Expectations for Their Children to Pursue the Same Profession in Chumphon Province, Thailand. *CLIMATE* 7, (2019).
85. Shaffril, H. A. M., Krauss, S. E. & Samsuddin, S. F. A systematic review on Asian's farmers' adaptation practices towards climate change. *Sci. TOTAL Environ.* 644, 683–695 (2018).
86. Asadu, A. N., Ozioko, R., I. & Dimelu, M. U. Climate Change Information Source and Indigenous Adaptation Strategies of Cucumber Farmers in Enugu State, Nigeria. *J. Agric. Ext.* 22, 136–146 (2018).
87. Schofield, D. & Gubbels, F. Informing notions of climate change adaptation: a case study of everyday gendered realities of climate change adaptation in an informal settlement in Dar es Salaam. *Environ. Urban.* 31, 93–114 (2019).
88. Chengappa, P. G., Devika, C. M. & Rudragouda, C. S. Climate variability and mitigation: perceptions and strategies adopted by traditional coffee growers in India. *Clim. Dev.* 9, 593–604 (2017).
89. Zinia, N. J. & McShane, P. Ecosystem services management: An evaluation of green adaptations for urban development in Dhaka, Bangladesh. *Landsc. URBAN Plan.* 173, 23–32 (2018).
90. Ekstrom, J. A., Bedsworth, L. & Fencl, A. Gauging climate preparedness to inform adaptation needs: local level adaptation in drinking water quality in CA, USA. *Clim. CHANGE* 140, 467–481 (2017).
91. Kirchoff, C. J. & Watson, P. L. Are Wastewater Systems Adapting to Climate Change? *J. Am. WATER Resour. Assoc.* 55, 869–880 (2019).

92. Johannsdottir, L., Davidsdottir, B., Goodsite, M. E. & Olafsson, S. What is the potential and demonstrated role of non-life insurers in fulfilling climate commitments? A case study of Nordic insurers. *Environ. Sci. POLICY* 38, 87–106 (2014).
93. Makate, C. & Makate, M. Interceding role of institutional extension services on the livelihood impacts of drought tolerant maize technology adoption in Zimbabwe. *Technol. Soc.* 56, 126–133 (2019).
94. Valois, P., Caron, M., Gousse-Lessard, A.-S., Talbot, D. & Renaud, J.-S. Development and validation of five behavioral indices of flood adaptation. *BMC PUBLIC Health* 19, (2019).
95. Mubiru, D. N. et al. Climate trends, risks and coping strategies in smallholder farming systems in Uganda. *Clim. RISK Manag.* 22, 4–21 (2018).
96. Rankoana, S. A. Perceptions of Climate Change and the Potential for Adaptation in a Rural Community in Limpopo Province, South Africa. *SUSTAINABILITY* 8, (2016).
97. Fagariba, C. J., Song, S. & Baoro, S. K. G. S. Climate Change Adaptation Strategies and Constraints in Northern Ghana: Evidence of Farmers in Sissala West District. *SUSTAINABILITY* 10, (2018).
98. Teklewold, H., Gebrehiwot, T. & Bezabih, M. Climate smart agricultural practices and gender differentiated nutrition outcome: An empirical evidence from Ethiopia. *WORLD Dev.* 122, 38–53 (2019).
99. Singh, C. et al. Interrogating ‘effectiveness’ in climate change adaptation: 11 guiding principles for adaptation research and practice. *Climate & Development*, DOI: 10.1080/17565529.2021.1964937 (2021).
100. Leiter, T., & Pringle, P. Pitfalls and potential of measuring adaptation through adaptation metrics. In: Christiansen, L., Martinez, G., & Naswa, P. (Eds.), *Adaptation metrics: Perspectives on measuring, aggregating and comparing adaptation results* (pp. 29–48). Copenhagen: UNEP DTU Partnership (2018).
101. Eriksen, S. et al. Adaptation interventions and their effect on vulnerability in developing countries: Help, hindrance or irrelevance? *WORLD Dev.* 141, (2021).
102. Tellman, B. et al. Adaptive pathways and coupled infrastructure: Seven centuries of adaptation to water risk and the production of vulnerability in Mexico city. *Ecol. Soc.* 23, (2018).
103. Singh, C. Is participatory watershed development building local adaptive capacity? Findings from a case study in Rajasthan, India. *Environ. Dev.* 25, 43–58 (2018).
104. Maharjan, A. et al. Migration and Household Adaptation in Climate-Sensitive Hotspots in South Asia. *Curr. Clim. Change Rep.* 6, 1–16 (2020).
105. McLeman, R. et al. Conceptual framing to link climate risk assessments and climate-migration scholarship. *Clim. Change* 165, (2021).
106. Kaczan, D. J. & Orgill-Meyer, J. The impact of climate change on migration: a synthesis of recent empirical insights. *Clim. Change* 158, 281–300 (2020).
107. Williams, P. et al. Feasibility assessment of climate change adaptation options across Africa: an evidence-based review. *Environ. Res. Lett.* 16, (2021).
108. Termeer, C. J. A. M., Dewulf, A. & Biesbroek, G. R. Transformational change: governance interventions for climate change adaptation from a continuous change perspective. *J. Environ. Plan. Manag.* 60, 558–576 (2016).
109. Kates, R. W., Travis, W. R. & Wilbanks, T. J. Transformational adaptation when incremental adaptations to climate change are insufficient. *Proc. Natl. Acad. Sci.* 109, 7156–7161 (2012).
110. Wilson, R. S., Herziger, A., Hamilton, M. & Brooks, J. S. From incremental to transformative adaptation in individual responses to climate-exacerbated hazards. *Nat. Clim. CHANGE* 10, 200–208 (2020).
111. Gillard, R., Gouldson, A., Paavola, J. & Van Alstine, J. Transformational responses to climate change: beyond a systems perspective of social change in mitigation and adaptation. *WILEY Interdiscip. Rev.-Clim. CHANGE* 7, 251–265 (2016).
112. Pelling, M., O’Brien, K. & Matyas, D. Adaptation and transformation. *Clim. CHANGE* 133, 113–127 (2015).
113. Warner, K. et al. Characteristics of Transformational Adaptation in Climate-Land-Society Interactions. *SUSTAINABILITY* 11, (2019).
114. Few, R., Morchain, D., Spear, D., Mensah, A. & Bendapudi, R. Transformation, adaptation and development: relating concepts to practice. *PALGRAVE Commun.* 3, (2017).
115. Ha’apio, M. O., Wairiu, M., Gonzalez, R. & Morrison, K. Transformation of rural communities: lessons from a local self-initiative for building resilience in the Solomon Islands. *LOCAL Environ.* 23, 352–365 (2018).
116. Islam, Md. M., Sallu, S., Hubacek, K. & Paavola, J. Migrating to tackle climate variability and change? Insights from coastal fishing communities in Bangladesh. *Clim. CHANGE* 124, 733–746 (2014).
117. Archer, D. Building urban climate resilience through community-driven approaches to development Experiences from Asia. *Int. J. Clim. CHANGE Strateg. Manag.* 8, 654–669 (2016).
118. Hlahla, S. & Hill, T. R. Responses to Climate Variability in Urban Poor Communities in Pietermaritzburg, KwaZulu-Natal, South Africa. *SAGE OPEN* 8, (2018).
119. Puthucherril, T., Evans, S. & Doelle, M. The role of the unfccc Regime in ensuring effective adaptation in developing countries: Lessons from Bangladesh. *Int. J. Clim. Law* 4, 3–4 (2014).
120. Morecroft, M. D. et al. Measuring the success of climate change adaptation and mitigation in terrestrial ecosystems. *SCIENCE* 366, 1329+ (2019).
121. Haunschild, R., Bornmann, L. & Marx, W. Climate change research in view of bibliometrics. *PLoS ONE* 11, (2016).
122. Nalau, J. & Verrall, B. Mapping the evolution and current trends in climate change adaptation science. *Clim. Risk Manag.* 32, (2021).

123. Tonmoy, F. N., El-Zein, A. & Hinkel, J. Assessment of vulnerability to climate change using indicators: A meta-analysis of the literature. *Wiley Interdiscip. Rev. Clim. Change* 5, 775–792 (2014).
124. Restemeyer, B. & Boogaard, F. C. Potentials and pitfalls of mapping nature-based solutions with the online citizen science platform *climatescan*. *Land* 10, 1–17 (2021).
125. Disney, J., Bailey, D., Farrell, A., Taylor, A. & McGreavy, B. *Anecdota.org: An online citizen science platform for Building Climate Resilient Communities*. in (2019). doi:10.1109/OCEANS.2018.8604515.
126. Pecl, G. T. et al. Redmap Australia: Challenges and successes with a large-scale citizen science-based approach to ecological monitoring and community engagement on climate change. *Front. Mar. Sci.* 6, (2019).
127. Kythreotis, A. P. et al. Citizen social science for more integrative and effective climate action: A science-policy perspective. *Front. Environ. Sci.* 7, (2019).
128. Owen, G. What makes climate change adaptation effective? A systematic review of the literature. *Glob. Environ. CHANGE-Hum. POLICY Dimens.* 62, (2020).
129. van Valkengoed, A. M. & Steg, L. Meta-analyses of factors motivating climate change adaptation behaviour. *Nat. Clim. CHANGE* 9, 158+ (2019).
130. Windfeld, E. J., Ford, J. D., Berrang-Ford, L. & McDowell, G. How do community-level climate change vulnerability assessments treat future vulnerability and integrate diverse datasets? A review of the literature. *Environ. Rev.* 27, 427–434 (2019).

Methods

Methods protocols

Detailed protocols for this manuscript are published via the *Nature Protocol Exchange*, including: Part 1 - Introduction and overview of methods (DOI: 10.21203/rs.3.pex-1240/v1),¹³¹ Part 2 - Screening Protocol (DOI: 10.21203/rs.3.pex-1241/v1),¹³² and Part 3 - Coding protocol (DOI: 10.21203/rs.3.pex-1242/v1).¹³³ We additionally provide a backgrounder and reflective discussion of adaptation tracking and global mapping methodologies in Supplementary File 1. Detailed methods are provided describing our assessment of evidence of risk reduction (Supplementary File 2) and transformational adaptation (Supplementary File 3), including confidence assessment, and an internal expert elicitation exercise (Supplementary File 4). Full search strings are available in Supplementary File 5, and our full codebook is provided in Supplementary File 6.

Objectives & scope

We systematically assessed the global academic literature to characterize human adaptation-related responses to climate change, published between 2013 and 2019. We frame the review using standards for formulating research questions and searches in systematic reviews,^{33,134} using a PICoST approach: population (P), interest (I), context (Co), study design (S), and time (T).

The population (P) includes all global human or natural systems of importance to humans that are impacted by climate change. The activity of interest (I) is adaptation-related responses. Due to the lack of scientifically-robust literature assessing the potential effectiveness of responses, we use the term ‘adaptation-related responses’ rather than the more common ‘adaptation’ to avoid the implication that all responses (or adaptations) are actually adaptive (i.e. reduce vulnerability and/or risk); some responses labelled as ‘adaptations’ might in fact be maladaptive.¹³⁵ To be included, responses must be initiated by humans. This includes human-assisted responses within natural systems, as well as responses taken by governments, the private sector, civil society, communities, households, and individuals, whether intentional/planned or unintentional/autonomous. While unintentional/autonomous responses are included, these are likely to be under-represented unless the paper reporting them labelled them as adaptation or they were documented as a response to climate change. The document search for this review included search terms such as adaptation, resilience or risk management (see Supplementary File 5), potentially not capturing activities not clearly identified as a response to climate changes. We exclude responses in natural systems that are not human-assisted; these are sometimes referred to as evolutionary adaptations or autonomous natural systems adaptations.^{136,137} While important, autonomous adaptation in natural systems is distinct from adaptations initiated by humans; this review focuses on responses by humans to observed or projected climate change risk. We include any human responses to climate change impacts that are, or could, decrease vulnerability or exposure to climate-related hazards,

as well as anticipatory measures in response to expected impacts. We included papers in any language that were indexed (title, abstract, keywords) in English.

This review focuses on adaptation only, and excludes mitigation (responses involving the reduction of greenhouse gas (GHG) concentrations). We consider adaptation responses across contexts (Co) globally, and focus only on adaptation activities that are directly intended to reduce risk, exposure, or vulnerability, even if later identified as maladaptation.

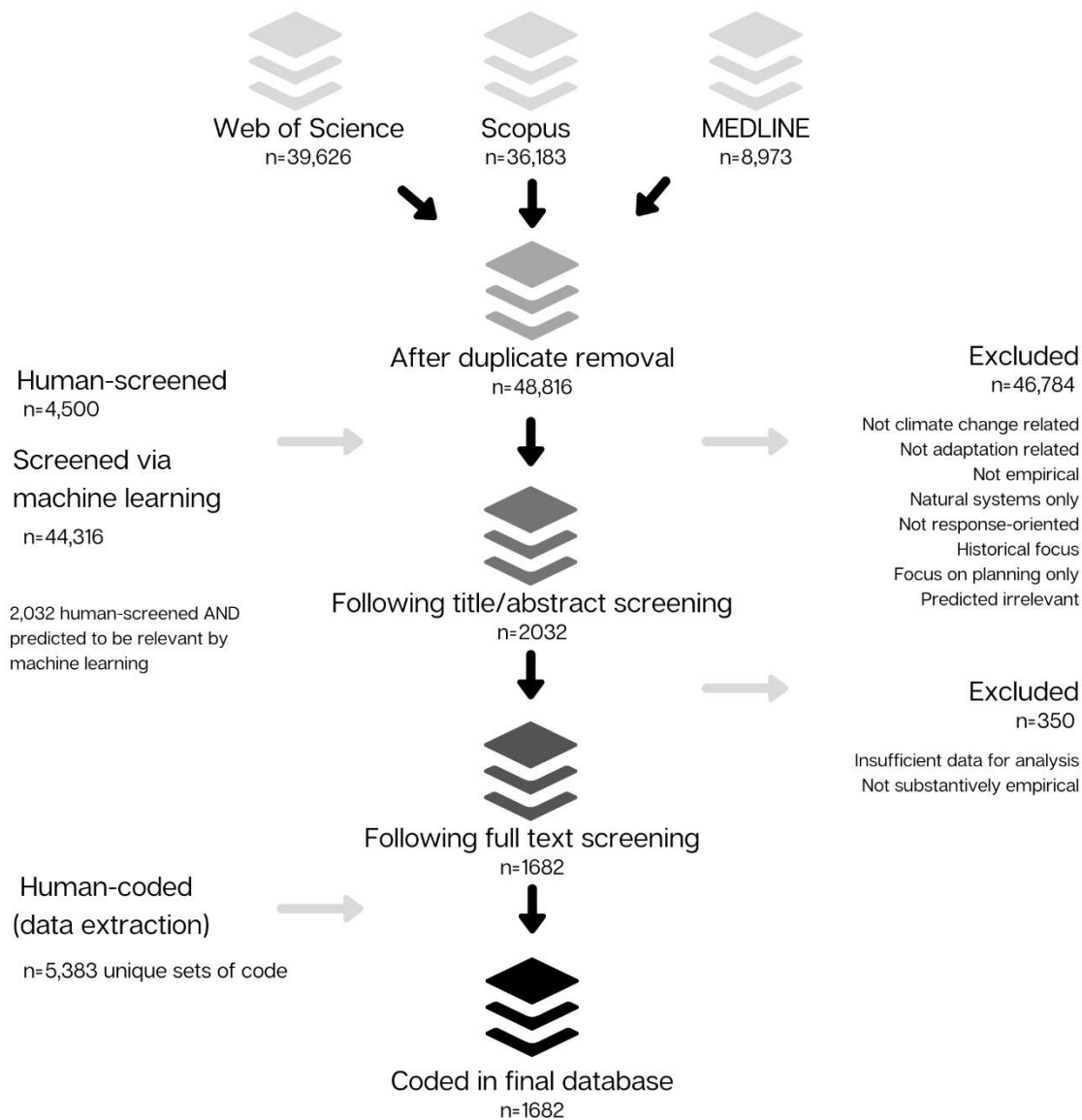
We focus on the academic literature only, including empirical articles or reviews, data papers, and letters, but excluding conference papers, book chapters, and other non-journal document types. We exclude grey literature and other sources of Indigenous Knowledge and Local Knowledge (IKLK) and practitioner knowledge. We focus on empirical literature only, including qualitative or quantitative analysis and all study designs (S). To reflect publications since AR5 and prior to the AR6 publication cut-off, we focus on literature published in the time period (T) between 2013 and 2019.

This review responds to the mandate of the IPCC's AR6 outline, which highlights the need to document and synthesize observed responses to climate change. Throughout this protocol, we draw on the foci, categorization, and priorities outlined in the IPCC AR6 WGII outline

(https://www.ipcc.ch/site/assets/uploads/2018/03/AR6_WGII_outlines_P46.pdf) as a reflection of stakeholder framing for this review. To maximize potential impact of outputs, the timeline for this review has been aligned with the publication schedule and publication cut-offs to inform the AR6 assessment process (<https://www.ipcc.ch/report/sixth-assessment-report-working-group-ii/>).

Summary of procedure

We follow guidelines for systematic evidence synthesis using the ROSES established reporting standards.¹³⁴ Our methods are outlined in detail in a series of protocols available via the *Nature Protocol Exchange* (currently pre-prints). A summary of documents screened and coded at different stages of the review is presented in Extended Data Figure 1.



Database searches

Search strings were developed for each bibliographic database. The searches focus on documents combining two concepts: climate change (climate* or global warming) AND adaptation responses (adapt* or resilien* or risk management or risk reduction). Documents retrieved from searches were uploaded to a customized platform for management and screening (Zenodo. <http://doi.org/10.5281/zenodo.4121525>). Search strings are detailed in Supplementary File 5.

Screening of documents

The objective of screening was to assemble a database of papers published between 2013-2019 on actions undertaken by people in response to climate change or environmental conditions, events and processes that were attributed or theorized to be linked, at least in part, to climate change. Inclusion criteria for screening are summarized in Extended Data Figure 2.

	Inclusion criteria	Exclusion criteria
1	Climate change related	Not climate change related
2	Adaptation	Mitigation only
3	Empirical OR review of empirical	Conceptual, theoretical, simulated (without empirical component)
4	Human system responses OR human-assisted	Sole focus on natural system responses not related to human adaptation
5	Response-oriented, including factors in response	Vulnerability assessment OR impacts-focused only
6	Recent or current (e.g. within past 10yrs)	Historic OR Prehistoric OR Projected
7	Tangible responses with potential to directly reduce risk	Planning, prioritizing, proposing responses, with no substantive focus on tangible responses OR Link to risk reduction tangential or unclear

Documents published between 2013 and 2019 were considered, including documents reporting on adaptations undertaken prior to 2013. Documents were not excluded from screening based on language as long as they were indexed in English. Documents were not excluded by geographical region, population, ecosystem, species, or sector. Documents not indexed in Web of Science, Scopus, or Medline as an article or review, were not included. The focus was on adaptation; documents focusing on mitigation responses (i.e. reducing greenhouse gas emissions) were excluded. Adaptation actions could take place at any level of social organization (individual, household, community, institution, government). Adaptation responses to perceived climate change impacts were eligible for inclusion. Documents synthesizing climate change impacts on populations, without explicit and primary emphasis on *adaptation responses* were also excluded except when climate *responses* were synonymous with climate *impacts* (e.g. human migration or species shifts). Documents whose contributions were primarily conceptual or theoretical were treated as non-empirical and therefore excluded. We focused on documents that reported on responses that constituted adaptation based on a strict definition of the term: behaviors that directly aimed to reduce risk or vulnerability.¹³⁸ Documents presenting empirical syntheses of vulnerability or adaptive capacity without primary or substantive focus on tangible adaptation responses (reactive or proactive) were excluded. Documents were considered eligible for inclusion if they explicitly documented adaptation actions that were theorized or conceptually linked to risk or vulnerability reduction. This excluded assessments of *potential* adaptation, *intentions/plans* to adapt, and discussion of adaptation constraints or barriers in the absence of documented actions that might reduce risk, exposure, or vulnerability.

Supervised machine learning

We used supervised machine learning techniques to filter and prioritize screening of documents that were most likely to meet inclusion criteria.^{31–33,35,36,36,39,139} This approach involved a small screening team (n=4 people) manually screening (human coding) a subset of documents to ‘teach’ an automated classifier which documents are relevant according to a set of pre-defined criteria, and then use this trained classifier to predict the ‘most likely to be relevant’ literature.

Initial manual screening: We first screened a random sample of documents retrieved via the search strings. This sample of documents was reviewed by four screening team members; the documents that were labelled differently by different team members were then discussed until consensus was reached, to reduce bias and ensure consistency between team members. This initial phase created the first of several training samples used to train the machine-learning algorithm to predict relevant documents.

Iterative screening and training of algorithm: This sample of manually screened documents was used to train a machine learning classifier to predict the relevance of remaining documents. ‘Predicted relevance’ refers to the algorithmic likelihood that a particular article would be coded as ‘relevant’ based on the content of its title and abstract. Batches of documents with the highest predicted probability of relevance were then screened by hand, with

iterative re-training of the classifier after each batch to continuously improve prediction. This meant that the screening team were able to prioritize manual screening of articles most likely to be relevant to our inclusion criteria.

Assessment of 'borderline' documents: This iterative process continued until the classifier stopped predicting new relevant documents, and most documents being identified were only borderline relevant. We thus did not manually screen every article, but did screen the majority of articles we predicted (via machine learning and saturation of relevant articles during screening) to be relevant to our inclusion criteria.

Estimating proportion of relevant documents retrieved through machine-learning: We used a random sample of the remaining un-screened documents (which represent those which are rejected by our machine learning-assisted process) to estimate how many of these documents might still be relevant, and completed screening when estimates indicated that the returns of additional screening would be low.

Performance statistics generated by the machine learning classifier showed negligible potential to increase recall further, meaning that the remaining un-screened documents were likely to be: a) not relevant and would be excluded if screened manually, or b) if relevant, would be borderline or marginally relevant, or c) relevant but include limited reference to key climate adaptation vocabulary (Extended Data Figure 1). We can be confident that we retrieved at least 80% of the relevant articles; the 20% of articles that are not included are likely to comprise primarily of articles that are borderline relevant. Our database thus includes a substantial portion of the scientific evidence base on observed adaptation responses globally.

Coding and data extraction

A total of 2032 articles were retrieved from the screening stage and deemed potentially eligible for data extraction. The bibliographic information for articles meeting inclusion criteria during screening were imported into the platform SysRev (sysrev.com). Given that initial screening was conducted on title and abstract only, an additional screening step was undertaken during this phase (data extraction) to ensure documents contained sufficient full-text information to extract relevant data. Thus, data extraction included two initial screening questions:

- 1) *"Is the document relevant according to inclusion/exclusion criteria?"* To verify relevance of borderline inclusions.
- 2) *Is there sufficient information detailed in the full text (a minimum of half a page of content documenting an adaptation-related response).* This question was used to screen out documents referring to relevant adaptation responses in their title or abstract, but including no tangible detail or documentation within the article itself.

Bibliographic information for all documents classified as relevant to inclusion criteria during screening were imported into SysRev. Extraction was undertaken by small teams of researchers based on regional and sectoral expertise. Each coder contributed to one or more teams based on their expertise. Recruitment of coding team members aimed to ensure geographical and sectoral expertise aligned with relevant volumes of literature. Teams ranged, for example, from 3 coders with experience on adaptation in Small Island States to 30 coders with expertise in food-related adaptation. Literature on food security in Africa, for example, was reviewed by a team of researchers with expertise in African adaptation and/or food security. We developed an on-line training manual for coders. The manual included both contextual information on systematic review methodologies, as well as key details to guide data extraction, including a detailed codebook. Non-English articles were coded by team members fluent in the language used (e.g. French, Spanish, Portuguese, Mandarin). Our geographically diverse research team meant that we had sufficient language competency to assess all articles meeting inclusion criteria.

Data extraction methods and codebook questions were developed in consultation with team members, informed by the literature on adaptation,^{1,4,128} and guided by our key research questions: What climate hazards are driving responses? Who is responding? What types of responses are documented? Is adaptation reducing climate change risk? Are adaptations transformational? Data extraction methods and questions

Questions included both closed/restricted answer questions and open-ended narrative answer questions. The former facilitate quantitative categorical analysis (e.g. descriptive statistics, summarizing studies in ordered tables) and mapping of adaptation (breadth), while the latter facilitate contextual understanding of adaptation and qualitative analysis. A detailed codebook for data extraction is included in Supplementary File 6. We classified responses based

on global region and sector as per the IPCC AR6 outline. We categorized types of responses as behavioural/cultural, ecosystem-based, institutional, and technological-infrastructure. We additionally consider evidence of transformational adaptation based on dimensions of depth, scope, speed, and challenges to adaptation limits. A copy of the full codebook, including all variables and our operational definitions, is available in Supplementary File 6. Coding of regional and sectoral foci within documents allowed stratified analyses for individual sectors or regions.

Quality assurance of coding

To enable cross-article comparisons, we conducted a quality assessment of each coder to identify those who had missed entries or skipped significant questions within the SysRev data extraction platform. Details of the quality assurance procedure are available at: *Nature Protocol Exchange* (doi: [10.21203/rs.3.pex-1242/v1](https://doi.org/10.21203/rs.3.pex-1242/v1)).

Reconciliation of double codes

To consolidate multiple responses into a single entry for each article, we used a script in R that followed a series of if/then statements (see protocol on *Nature Protocol Exchange*, [10.21203/rs.3.pex-1242/v1](https://doi.org/10.21203/rs.3.pex-1242/v1)). A final database was compiled with a single line entry for each article. All articles were assigned to IPCC regions based on the countries identified during coding. The final database contains 1682 articles and 70 columns (70 data points for each article).

Synthesis

Geographical mapping: We used ‘geoparsers’ to classify documents based on their geographic focus. Geoparsers refer to algorithms that can extract geographic place names from text, based on dictionary methods or pre-trained models. We employed geoparsers to determine the country of affiliation for the first author of the paper, as well as to identify which countries or places within countries are mentioned in abstracts.

Descriptive summaries: We conducted basic descriptive statistics to estimate the total number of articles based on key restricted-answer variables, including sector, region, hazard, actor, response type, and SDG. We created simple bar charts and descriptive infographics.

Evidence of transformational adaptation: For each article included in this review, we coded the depth, scope, speed, and challenge to limits of the adaptation response documented. We developed a table to define each element, and to define high, medium, and low categories within each. We circulated this table to the GAMI advisory team and external reviewers to receive feedback and validate our definitions. A table detailing the definitions of high, medium, and low for each of the four elements is provided in Supplementary File 3. A small team of coders (n=4) first coded 25 articles, reviewed their results, discussed discrepancies, and refined the category definitions to ensure consistency. For each element (depth, scope, speed, limits) coders also assessed the robustness of the evidence to support the designation as high, medium, or low. This robustness score was based on: 1) whether the article addressed the particular element explicitly or whether information had to be inferred, and 2) the quality of the evidence presented in the article (e.g., sample size, confidence in methods). Papers could also be assessed as “not applicable” or “unable to assess” if the article provided insufficient information on the element in question (e.g., speed). For each region*sector combination (n= 49), the team assessed the overall level (high, medium, low) for each component (depth, scope, speed, limits). These aggregation assessments were based on: 1) the number and percent of papers that assessed each component for the sector*region combination; 2) relative agreement (variability) across papers within the sector*region (e.g., what percent described high depth adaptation); and 3) consideration of the robustness of the evidence for each component. Assessment of confidence in evidence was guided by the GRADE-Cerqual approach to evaluating confidence in qualitative evidence, adapted to the language of the IPCC’s uncertainty guidance.^{140,141}

If fewer than 5 studies were available for a particular assessment (e.g., speed-Africa-health), either because there were too few papers in the region*sector, or because too few papers provided enough information to assess a given component, then the ranking in the final table was given as “Insufficient information to assess”. If confidence in the

evidence, based on agreement and robustness, was very low, no assessment was reported. Methods for confidence assessment are provided in Supplementary File 3, in particular Table 3).

Correspondence Statement

Correspondence and requests for materials should be addressed to Lea Berrang-Ford (l.berrangford@leeds.ac.uk).

Acknowledgements

We kindly thank the following individuals for contributions to various stages of this initiative: Cait Abbey, Christopher Alarconr, Steven Arowolo, Katherine Christopher, Roger Cremades, Emilie Cremin, Krishna Dave, Steve Davis, David Die, Sarah D'haen, Sarah Gruza, Tyler Harrison, Dorothy Heinrich, Fenna Imara Hoefsloot, Miranda Hothman, Katarina Hou, Jimmy Kumar, Rinchen Lama, Ashwina Mahanti, Chesney McOmber, Aditi Mukjerji, Nnedimma Nnebe, Michelle North, Chidi Ofeogbu, Harsh Panchal, Aswira Pasha, Janak Pathak, Spandan Pandey, Priyanka Shrestha, Douglas Singini, Arjuna Srinidhi, Chikondi Thangata, Vedika Thimmaiah, August Welles, Kortni Wroten, Alice Yue, Kai Zhu.

Thanks to Thomas Leuchtefeld and the SysRev team for extensive technical and design support in partnering with this initiative.

This work was supported by the following funding grants: Agence Française de Développement (AKM); UK Government's Foreign, Commonwealth & Development Office and the International Development Research Centre, Ottawa, Canada(109419 – 001, NS); Agence Nationale pour la recherche (French National research Agency, ANR-10-LABX-14-01, AKM); Agence Nationale pour la recherche (French National research Agency, ANR-15-CE03-0003, AKM); Studienstiftung des Deutsches Volkes (PNS); UK Economic and Social Research Council (ESRC) Doctoral Training Partnership (ES/P000622/1, project reference 2098296, TiL); National Science Foundation, Directorate for Geosciences (#1935961, Egi); Social Science and Humanities Research Council-SSHRC (756-2021-0037, EGa); China Scholarship Council; Australian National University-Climate Change Institute Supplementary Scholarship (YS); Ministerio de Ciencia, Innovación y Universidades (MICINN) (BIO-ARID PID2020-115770RB-I, JS); European Research Council (grant ERC-SyG-2013-610028, IMBALANCE-P, JoP); Ministerio de Ciencia, Innovación y Universidades (MICINN) (ELEMENTALSHIFT PID2019-110521GB-100, JoP); UGC-JRF scholarship, University Grants Commission, Ministry of Human Resource Development, Government of India (3643/(SC)(NET-DEC. 2015, PK); National Institute for Health Research (NIHR) (using the UK's Official Development Assistance (ODA) Funding) and Wellcome under the NIHR-Wellcome Partnership for Global Health Research (218743/Z/19/Z, CZC); The Gulf Research Program of the National Academies of Sciences, Engineering, and Medicine (GWP); International Development Research Centre Canada (LSSC); Agricultural Experiment Station Hatch projects (CA-R-A-6689- H; CA-D-LAW-2352-H, RRH); German Ministry for Education and Research - ARIADNE project and IPCC-AR6-III-2 project (03SFK5J0; 01LG1910A, JaM); German Ministry for Education and Research - ARIADNE project (03SFK5J0, MC); NSF-CNH2-LRUI-ROA Grant, Equitable and resilience urban socio-ecological systems (#245531, IA); Portland State University Vision 2025 Grant (IA).

Author contributions statement

The research was conceived, designed, and led by a Coordination Team, including: LBF, AL, ARS, APF, MC, NH, JaM, and KM. LBF led the overall project, MC led the machine learning, APF led the screening team, AL led the coding team, ARS led the synthesis team, and KM led the expert elicitation team. NH provided overall leadership and expertise in systematic review methods. Expertise in machine learning and data science was provided by JaM. The following individuals comprised the Advisory Team, which reviewed, revised, and refined the research design and protocols, aided codebook development and conceptualization of the research, supported team recruitment, and guided alignment of the work with IPCC timelines and methods: KJ, ET, KD, NS, DDe, DR, MvA, CT, AT, LCS, CS, MaN, MM, JaM, AKM, SL, TaL, SH, MH, EGi, MG, JDF, SE, ECP, KB, RB, and RBK. The Screening Team screened all documents for inclusion, and included: IVC, GaS, MiN, and APF. The Coding Team conducted all data extraction, and included: MaA, MARS, MW, DDo, TiL, CM, JIMS, GWP, PAA, IA, NC, WK, CG, VC, KJ, EGa, AS, GiS, ET, KD, NCH, CK, PK, BP, NPS, ET, DDe,

DR, CZC, NU, ACS, VK, YS, LZ, ZZ, JX, PAW, IVC, NvM, LLTH, HT, STh, STe, KDS, MZS, RS, JS, EAS, LSSC, RRD, CR, PP, JaP, JoP, JPA, JBPM, SO, PNS, GNA, CAM, JoM, AM, GM, AMN, MLS, OL, SK, MJ, ETJ, LTMH, AH, RRH, GH, TH, AH, Egi, LG, AG, AFo, AFa, CE, ED, SC, TC, DC, KEB, IB, RBK, SLB, EB, SEA, IAR, CA, WA, TA, TZA. The Synthesis Team conducted and led synthesis of results: ARS, TiL, CM, NC, WK, CG, VIC, Ega, AS, GiS, ET, KD, NCH, CK, PK, BP, NPS, ET, DDe, DR. The expert elicitation team comprised: KM AND JN. LBF led manuscript writing. All team members contributed to manuscript development and revisions, and approved the final manuscript.

Competing interests statement

The authors declare no competing interests.

Data availability

Our *a priori* methodological protocol is registered (06-12-2019) and available via the OSF website:¹⁴²

<https://osf.io/ps6xi>

We have prepared a series of detailed methods to accompany this paper via the *Nature Protocol Exchange*, including: *Part 1 - Introduction and overview of methods (DOI: 10.21203/rs.3.pex-1240/v1)*,¹³¹ *Part 2 - Screening Protocol (DOI: 10.21203/rs.3.pex-1241/v1)*,¹³² and *Part 3 - Coding protocol (DOI: 10.21203/rs.3.pex-1242/v1)*.¹³³

The data presented in this manuscript included survey extraction of information on adaptation from peer-reviewed articles.

Code availability

References to relevant coding are listed in the methods section of this manuscript, and include:

Machine learning platform:¹⁴³ <http://doi.org/10.5281/zenodo.4121525>

Reconciliation of codes:¹⁴⁴ <doi.org/10.5281/zenodo.4010763>

References (methods)

131. Berrang-Ford, L., et al. The Global Adaptation Mapping Initiative (GAMI): Part 1 – Introduction and overview of methods. *Nature Protocol Exchange* (2021) DOI: 10.21203/rs.3.pex-1240/v1
132. Fischer, A.P., et al. The Global Adaptation Mapping Initiative (GAMI): Part 2 – Screening protocol (2021) DOI: 10.21203/rs.3.pex-1241/v1
133. Lesnikowski, L., et al. The Global Adaptation Mapping Initiative (GAMI): Part 3 – Coding protocol (2021) DOI: 10.21203/rs.3.pex-1242/v1
134. Haddaway, N. R., Macura, B., Whaley, P. & Pullin, A. S. ROSES RepOrting standards for Systematic Evidence Syntheses: pro forma, flow-diagram and descriptive summary of the plan and conduct of environmental systematic reviews and systematic maps. *Environ. Evid.* 7, (2018).
135. Magnan, A. K. et al. Addressing the risk of maladaptation to climate change. *WILEY Interdiscip. Rev.-Clim. CHANGE* 7, 646–665 (2016).
136. Polechová, J. & Barton, N. H. Limits to adaptation along environmental gradients. *Proc. Natl. Acad. Sci.* 112, 6401–6406 (2015).
137. Boutin, S. & Lane, J. E. Climate change and mammals: evolutionary versus plastic responses. *Evol. Appl.* 7, 29–41 (2014).
138. Lesnikowski, A. C. et al. Adapting to health impacts of climate change: a study of UNFCCC Annex I parties. *Environ. Res. Lett.* 6, (2011).
139. Porciello, J., Ivanina, M., Islam, M., Einarson, S. & Hirsh, H. Accelerating evidence-informed decision-making for the Sustainable Development Goals using machine learning. *Nat. Mach. INTELLIGENCE* doi:10.1038/s42256-020-00235-5.
140. Mastrandrea, M. D. et al. The IPCC AR5 guidance note on consistent treatment of uncertainties: a common approach across the working groups. *Clim. CHANGE* 108, 675–691 (2011).
141. Lewin, S. et al. Applying GRADE-CERQual to qualitative evidence synthesis findings: introduction to the series. *Implement. Sci.* 13, (2018).

142. Berrang-Ford, L., et al. Global Adaptation Mapping Initiative (GAMI). Registered protocol. OSFHome (2019) <https://osf.io/ps6xj>
143. Callaghan, M., Muller-Hansen, F., Hilaire, J., & Lee, Y.T. NACOSOS: NLP Assisted Classification, Synthesis and Online Screening (v0.1.0). Zenodo (2020) <https://doi.org/10.5281/zenodo.4121526>
144. Siders, A.R. GAMI intercoder reliability & reconciliation. Zenodo (2020) <https://doi.org/10.5281/zenodo.4010763>

