

This is a repository copy of *Patient Experiences of Scaphoid Waist Fractures and their Treatment:a Qualitative Investigation*.

White Rose Research Online URL for this paper:

<https://eprints.whiterose.ac.uk/188612/>

Version: Published Version

---

**Article:**

Leighton, Paul, Brealey, Stephen Derek [orcid.org/0000-0001-9749-7014](https://orcid.org/0000-0001-9749-7014) and Dias, Joseph (2022) Patient Experiences of Scaphoid Waist Fractures and their Treatment:a Qualitative Investigation. *Bone & Joint Open*. 641–647. ISSN 2633-1462

<https://doi.org/10.1302/2633-1462.38.BJO2022-0042.R1>

---

**Reuse**

This article is distributed under the terms of the Creative Commons Attribution-NonCommercial-NoDerivs (CC BY-NC-ND) licence. This licence only allows you to download this work and share it with others as long as you credit the authors, but you can't change the article in any way or use it commercially. More information and the full terms of the licence here: <https://creativecommons.org/licenses/>

**Takedown**

If you consider content in White Rose Research Online to be in breach of UK law, please notify us by emailing [eprints@whiterose.ac.uk](mailto:eprints@whiterose.ac.uk) including the URL of the record and the reason for the withdrawal request.



## ■ WRIST &amp; HAND

# Patient experiences of scaphoid waist fractures and their treatment

## A QUALITATIVE INVESTIGATION

**P. A. Leighton,  
S. D. Brealey,  
J. J. Dias**

*From University  
of Nottingham,  
Nottingham, UK*

### Aims

To explore individuals' experience of a scaphoid waist fracture and its subsequent treatment.

### Methods

A purposive sample was created, consisting of 49 participants in the Scaphoid Waist Internal Fixation for Fractures Trial of initial surgery compared with plaster cast treatment for fractures of the scaphoid waist. The majority of participants were male (35/49) and more younger participants (28/49 aged under 30 years) were included. Participants were interviewed six weeks or 52 weeks post-recruitment to the trial, or at both timepoints. Interviews were semistructured and analyzed inductively to generate cross-cutting themes that typify experience of the injury and views upon the treatment options.

### Results

Data show that individual circumstances might exaggerate or mitigate the limitations associated with a scaphoid fracture, and that an individual's sense of recovery is subjective and more closely aligned with perceived functional abilities than it is with bone union. Misconceptions that surgery promises a speedier and more secure form of recovery means that some individuals, whose circumstances prescribe a need for quick return to function, express a preference for this treatment modality. Clinical consultations need to negotiate the imperfect relationship between bone union, normal function, and an individual's sense of recovery. Enhancing patients' perceptions of regaining function, with removable splints and encouraging home exercise, will support satisfaction with care and discourage premature risk-taking.

### Conclusion

Clinical decision-making in the management of scaphoid fractures should recognize that personal circumstances will influence how functional limitations are experienced. It should also recognize that function overrides a concern for bone union, and that the consequences of fractures are poorly understood. Where possible, clinicians should reinforce in individuals a sense that they are making progress in their recovery.

**Cite this article:** *Bone Jt Open* 2022;3-8:641–647.

**Keywords:** Scaphoid fracture, Patient experience, Qualitative research

### Introduction

The Scaphoid Waist Internal Fixation for Fractures Trial (SWIFFT) has recently demonstrated that cast treatment (followed by surgery when necessary) is the most appropriate course of action when managing scaphoid waist fractures.<sup>1-3</sup> However, uncertainties remain about how patients view

their injury, experience treatment, and about whether there are circumstances that might inform how this treatment strategy is applied or adapted.

Limited prior qualitative research suggests that injuries of the wrist have a wide-ranging impact.<sup>4-11</sup> Wrist disorders affect domestic, recreational, and employment life, and span

Correspondence should be sent to Paul A. Leighton; email: Paul.Leighton@nottingham.ac.uk

doi: 10.1302/2633-1462.38.BJO-2022-0042.R1

*Bone Jt Open* 2022;3-8:641–647.

activities that require fine motor skills as well as those that require strength.<sup>9</sup> They can have a financial impact and can change the way that we relate to others in work and elsewhere.<sup>4,7,9–11</sup> They may cause individuals to feel anxious, frustrated, disillusioned, emotionally distressed, or even depressed; they may lead individuals to become more dependent upon others.<sup>6,8–11</sup>

That individuals often initially consider wrist injuries as relatively minor means that these wide-ranging consequences are not always immediately recognized, and recovery is viewed with some uncertainty.<sup>5,8,10,11</sup> In some studies, “regaining normality” has been recognized as an important, albeit vague, threshold for patients,<sup>7,9,12</sup> and plaster cast removal has been associated with “the start of recovery”.<sup>10</sup> An extended period in a plaster cast may be associated with an increased sense of limitation and dissatisfaction.<sup>10</sup>

This limited literature shows that an individual’s assessment of injury and treatment may be contextually driven. Different people experience their injury differently, have different recovery expectations, and have different preferences for treatment. Those with caring responsibilities (such as single parents) and those with particular economic circumstances (such as the self-employed) might feel practical limitations more acutely.<sup>10</sup> Those who are unable to perform their normal roles (as a spouse, a caregiver, a worker) may experience a sense of loss for these roles;<sup>4</sup> those who prize independence may find reliance upon others challenging.<sup>8</sup>

The aim of this qualitative study is to explore the experience of a scaphoid fracture and its treatment from the perspective of those who took part in SWIFFT. Gaining this form of detailed lived-experience insight can contribute in a meaningful fashion to better focused shared decision-making, improved patient-centred care, and is important in understanding services and service improvement.<sup>13–16</sup>

This study complements the clinical insight generated in SWIFFT by considering patient preference for treatment options, and those factors that might be pertinent in this.<sup>1,2</sup> Data generated here will support clinicians in the management of scaphoid fractures, providing knowledge about the sort of information that patients require when considering treatments, and about how best to communicate this.

## Methods

This is a qualitative interview study nested within SWIFFT.<sup>1,2,17</sup> NRES Committee East Midlands – Derby (Ethics reference 13/EM/0154) awarded ethical approval for this research.

**Participants.** Participants were selected purposively from those recruited to SWIFFT, and from among those who declined to participate in the trial but were willing to take part in an interview.<sup>18</sup> To reflect the clinical population,

sampling sought to recruit more male than female participants (in a ratio of 2:1), and more young people (in a ratio of 2:1, favouring those aged under 30 years). Equal numbers of those cast and those treated surgically, and equal numbers of those with manual and non-manual occupations completed the purposive plan. Written informed consent was obtained for all participants.

**Data collection.** SWIFFT participants were invited to take part in two interviews, one within six weeks of randomization and a second at 52 weeks. Those not in the trial were invited to a single interview, within six weeks of the approach about SWIFFT. Both earlier and later interviews covered similar topics and were organized in three parts: impact of the fracture; treatment; and participation in clinical research (Figure 1). Interviews at six weeks were intended to allow reflection while still experiencing treatment; interviews at 52 weeks were intended to reflect upon the patient journey. The same interview schedule was used with participants who had declined to participate in the trial, with some adjustments made to how the questions were phrased.

Where possible, interviews were undertaken face-to-face at a time and location convenient to the participant. In other cases, according to patient preference or where geography made face-to-face impractical, interviews were undertaken via telephone. All interviews were digitally recorded and transcribed in full; transcripts were anonymized. Data were stored on a password-protected, networked drive and handled using the NVivo v. 11 software package (QSR International, Australia).

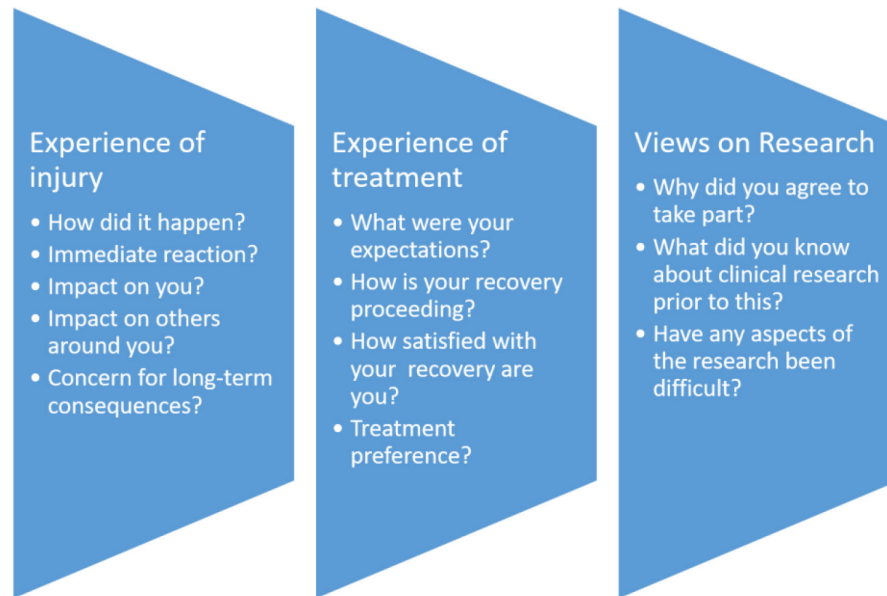
**Data analysis.** Data were analyzed using an inductive, thematic approach.<sup>19</sup> Points of interest in the transcripts were coded with a descriptive label; these labels were reviewed, refined, and organized within broader themes (see Figure 2 for examples). Themes were reviewed for internal and external coherence. Their utility considered and themes finalized and prioritized.

Coding was led by PAL with other authors (JJJ, SDB) reviewing and validating interpretations. Interview data, coding, and thematic interpretations were periodically shared with the SWIFFT Trial Management Group, Patient and Public Involvement group, and at meetings of local clinical principal investigators. The adequacy of the sample, completeness of the data, and appropriateness of interpretations were considered, and iterative amendments to data collection and analytic process made when pertinent.

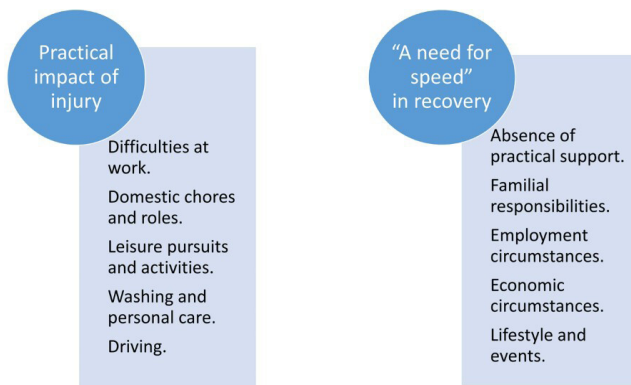
## Results

A total of 64 interviews were undertaken with 49 individuals. Interviews took place between January 2014 and April 2016. Demographic characteristics are shown in Table I.

Approximately half of all interviews were with males under the age of 30 (31/64), a key demographic for



**Fig. 1**  
Interview topics.



**Fig. 2**  
Examples of themes and codes.

40 to 45 minutes at six weeks and 20 to 25 minutes at 52 weeks. A total of 11 core themes and 37 sub-themes were identified in the data. Here, we focus upon those data which illuminate experience of injury and treatment preference, and a fuller presentation of the data is made elsewhere.<sup>1</sup>

**The impact of a scaphoid waist fracture.** While often considered a relatively minor injury, interviewees described a range of practical challenges and the consequent psychosocial impact associated with these (see Figure 3). Personal circumstances were important in how practical and psychosocial consequences were experienced.

**The impact of a scaphoid waist fracture: practical limitations.** All participants described some degree of

**Table I.** Interviews undertaken in the Scaphoid Waist Internal Fixation for Fractures Trial.

Timepoint	Male > 30 yrs	Female > 30 yrs	Surgery	Cast
Baseline interviews	31 (22)	14 (2)	17	28*
52-wk interviews	13 (9)	6 (1)	9	10
All interviews	44 (31)	20 (3)	26	38

\* All individuals who declined to participate in the Scaphoid Waist Internal Fixation for Fractures Trial, but agreed to be interviewed about their scaphoid fracture were cast as primary treatment.

scaphoid fractures. In SWIFFT, those who were cast as the primary treatment were cast for a mean of 65 days (standard deviation (SD) 52.7). In the surgical arm, local post-operative procedures were followed with splints or plaster cast used. Immobilization was for a mean of 26 days (SD 24.1), including up to nine days prior to surgery. Interviews varied in length from 13 to 73 minutes; typically

practical limitation, although this varied according to the hand injured (dominant or non-dominant), the severity of the injury (pain level, swelling, and immobilization), and the need for dexterity or manual strength (in employment or leisure pursuits):

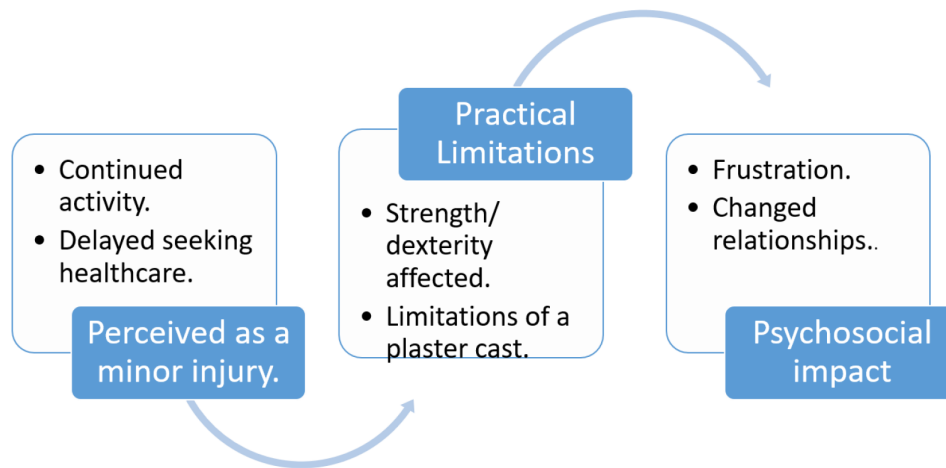


Fig. 3  
Experience of the fracture.

*“Three months of not driving for me would be three months of hell, really. Because I’d be so reliant especially for work ... it would have affected my work so much...”* (Surgery (S)2097, male, under 30, 52 wks)

*“Well [work’s] actually been OK. I think ... doing the stuff in the office you are using a mouse and computer; it’s never really impacted that much at work ... I’m probably not really affected in work that much”* (S1281, male, over 30, 6 wks)

**The impact of a scaphoid waist fracture: psychosocial impact.** Complaints about boredom and frustration were common; less common were descriptions of feeling depressed:

*“I need to find other things to do with my time ... I feel really bad, I feel depressed ...”* (S2284, male, under 30, 52 wks)

*“I started to get very depressed and it affected me badly. I wasn’t coming out of my room”* (Plaster (P)1023, male, under 30, 6 wks)

Some younger participants described becoming reliant upon family, with some moving back into the parental home. For those with caring responsibilities, being unable to contribute at home meant becoming more reliant upon others:

*“[Interviewer: How did your wife cope?] With great difficulty, because I was someone who was very active and I turned into someone who’s not ... able just to take the mower out of the shed and mow the lawn or take my daughter to the park on the swings or my son on the field with the football and just I couldn’t drive for a long time ... Everything was kind of left to her.”* (P1020, male, over 30, 52 wks)

Few suggested that such reliance was problematic, but changing roles and relationships were manifest in domestic and work relationships, as well as in social and leisure networks.

**Treatment experiences: plaster cast.** The inconvenience of a plaster cast was a common complaint. Ranging from the mundane (“I couldn’t flush the toilet”, “I can’t use a knife and fork”, “sleeping is awkward”, “[the cast] ruined

so many clothes”) to more significant feelings of losing independence:

*“I’ve become more reliant on other people ... I try and do what I usually do and I get annoyed ‘cause I can’t do it ... err, so I’ve become more submissive I suppose in that sense, and sort of wait for someone to help out.”* (P1485, male, under 30, 6 wks)

The length of time required in a plaster cast exaggerated this sense of functional limitation:

*“12 weeks is kind of pushing it really, for how long I was to wear this thing for”* (P1807, male, under 30, 52 wks)

*“I was probably a bit surprised with how long it took to heal because it had just been like a small bone”* (P1161, male, over 30, 52 wks)

That this is an uncertain period was not frequently mentioned, but does seem worthy of record:

*“[It would be good] if you could see the healing process before the six weeks [when the cast is removed], because I think six weeks is a hell of a long time for somebody to kind of stop doing 50% of the things that they’d normally do to then still not be any better off. It’s kind of a kick in the teeth. I mean if you was in the cast for three weeks and your healing [could be checked] or just to know something halfway through probably would have been a little bit better.”* (P1020, male, over 30, 52 wks)

Uncertainty may be a factor, with half of those treated in a plaster cast interviewed at 52 weeks expressing some concerns about their recovery (5/10).

**Treatment experiences: surgery.** The opportunity for surgical treatment was a commonly cited reason for participating in the SWIFFT (‘Factors in treatment preference’ explores this more fully). Thus, it is unsurprising that few who experienced surgery expressed concerns about its safety or appropriateness. Any risks associated with surgery were broadly dismissed or overlooked:

*“You know nothing’s ever 100% perfect ... but you know I’ve had surgery before and you know the results of that were*

*outstanding so anxiety none at all. I've got full faith [in surgery]" (S1345, male, over 30, 6 wks)*

Some concerns about scarring were mentioned and some described pain following surgery, but neither of these impact upon a general sense of satisfaction. Local anaesthetic was the only aspect that caused any concern:

*"It was a step too far, I couldn't do that." (S1452, male, under 30, 52 wks)*

*"I was just like 'oh no' and she said instantly in my face she could see how I weren't up for that!" (S1244, female, over 30, 52 wks)*

All those interviewed at 52 weeks (n = 9) indicated that their recovery had exceeded their expectations, often framing this in relation to regaining function quickly:

*"I was playing sports pretty much soon after it came out of cast and stuff" (S1452, male, under 30, 52 wks)*

*"I was at work on the Tuesday. So, I only missed one day of work and that was the day they did the surgery." (S1175, male, over 30, 52 wks)*

**Factors in treatment preference.** Views about the different treatments were often informed by a common-sense notion of what healing involves and by personal circumstances which might shape functional recovery (Figure 4).

**Factors in treatment preference: plaster cast.** A preference for plaster cast was often framed in relation to the body repairing itself naturally:

*"A natural healing process" (P1360, male, under 30, 6 wks)*

*"The natural path" (P1986, female, over 30, 6 wks)*

Those who were unwilling to be randomized in SWIFFT often rationalized things in this way, suggesting that they felt that surgery was unnecessary for a minor fracture. Some of those in the trial expressed similar viewpoints:

*"I prefer nonintervention if possible ... my upfront view was never do surgical intervention if you don't need to..." (P1542, female, over 30, 6 wks)*

**Factors in treatment preference: surgery.** A preference for surgical treatment was presented alongside the perception that it would offer a quicker recovery:

*"I didn't really want to stay in a cast for sort of however long, it was already annoying me once I put it on. And yeah, I think it was more speed rather than anything [informing surgery preference]" (S1452, male, under 30, 6 wk)*

Some believed that surgery offers a stronger repair:

*"I personally, like, have loved the surgery ... because it's got a screw in it ... it's going to be stronger" (S1265, male, under 30, 6 wks)*

This was aligned with a belief that surgery is a more active form of treatment:

*"[It's a] more involved healing process ... getting it treated rather than just waiting for it to heal in a cast." (S1339, male, under 30, 6 wks)*

*"The healing process then starts straightaway, doesn't it with the bone back together where it should be." (S1244, female, over 30, 6 wks)*

Surgery was considered by some as offering greater certainty:

*"I think there's just a lot more certainty ... something's happening. It's happening now, I'm going to be getting better" (P1360, male, under 30, 6 wks)*

**Factors in treatment preference: personal circumstances.** Economic and employment factors were often presented as driving a need for a stronger fix or for a speedier recovery (which might subsequently inform a preference for surgery):

*"The operation would be better in my circumstances [manual worker] because it will be a stronger fix." (S1008, male, under 30, 6 wks)*

*"My mind was already sort of going towards the surgery side anyway ... we run an events catering business and June and July are the busiest sort of two months of the year for us and I kind of needed the use of my hand back" (S1345, male, over 30, 6 wks)*

Less tangible factors also informed a preference for treatments which are perceived to offer quicker recovery:

*"I would have probably have put myself at risk by wanting to become independent again." (S1658, female, over 30, 6 wks)*

*"I'd run the risk of trying to get back quicker and then ending up [hurting myself]" (S1759, male, under 30, 52 wks)*

*"[I'm] very independent and I have to work and drive ... being in a cast for eight to ten weeks was quite scary." (S1749, female, over 30, 6 wks)*

Interviewees did, however, recognize that circumstances can change, and that in different contexts they would prefer a different treatment:

*"I'm actually happier that I didn't go for surgery ... If I was entering a different situation in a different time, I'd be like oh I really do hope that I do get the surgery because I cannot be in a cast for more than two weeks ..." (P1030, male, over 30, 6 wk)*

## Discussion

This qualitative research offers detailed, contextualized insight into the experience and treatment of scaphoid fractures. It complements the clinical and economic assessments presented elsewhere,<sup>1-3</sup> and reinforces that a scaphoid fracture may have both functional<sup>4-11</sup> as well as psychosocial consequences.<sup>6,8,9,11</sup>

This work develops the notion that contextual factors might exaggerate or mitigate the impact of a fracture and/or shape an individual's sense of recovery.<sup>10</sup> Here, we argue that occupation, broader familial responsibilities, access to familial (or other social) support and leisure/life-style pursuits (among many others) all subtly influence how a fracture is experienced and shape ambitions for recovery.

We also suggest that an individual's sense of recovery is subjective and more closely aligned with perceived

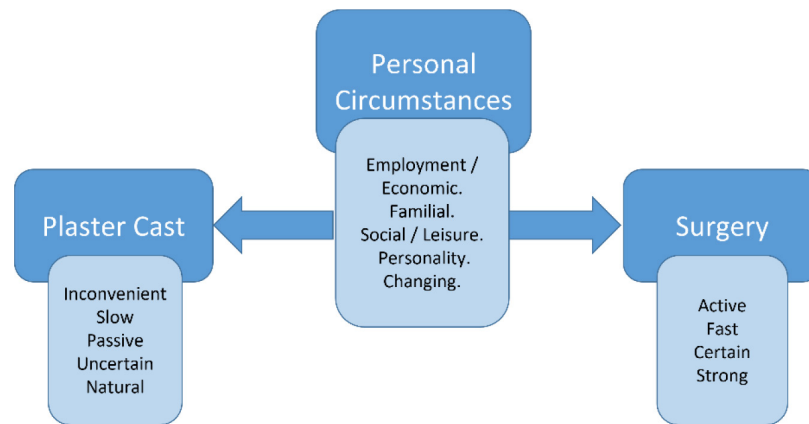


Fig. 4

Factors in treatment preference.

functional abilities than it is with bone union. This potential disjuncture is further embedded and exaggerated in some cases (especially in a younger, male population) by an initial assessment that a scaphoid fracture is a minor injury. Where this is the case, consequent frustrations at the slowness of recovery or being incapacitated by a plaster cast may lead to risk-taking behaviour. Consequently, diagnosis and treatment discussions need careful consideration: notably, helping the patient to appreciate the imperfect relationship between personal circumstances, functional limitations associated with treatment, returning to normal functioning, and bone union.

Individuals in our sample were most concerned by the impact upon their functional abilities and surgery was commonly perceived to be an active form of repair, offering less time in plaster and thus a quicker return to such normal activities. While the SWIFFT findings do not bear this out,<sup>1,2</sup> it is worth reflecting that such misconceptions may persist, especially for those where economic or familial circumstances dictate a desire for a prompt return to functional normality. To negotiate this, clinical consultations need to accommodate both lay perceptions of functional recovery alongside clinical data about bone union and treatment complications. Participants in our sample were either ignorant of, or unconcerned by, such complications or for the longer-term consequences of a scaphoid fracture.

The culmination of these general points (fractures being subjectively experienced and a desire for prompt, active treatment that returns functional normality) might lead clinicians to consider strategies which reinforce a subjective sense of recovery without jeopardizing the process of bone union. Where external mobilization is used, transferring to removable splints at an earlier time-point (if clinically appropriate) may support a patient's subjective sense of recovery. Encouraging the use of (or increasing) home exercise (again, if clinically appropriate) might also bolster a sense of active recovery. Such

measures could reinforce the subjective sense of progress and recovery that interviewees here desired; this reinforcement may help some to resist the risky behaviours (born of impatience and frustration) that some of our sample described.

This paper contributes to the literature on hand and wrist injury experiences. It incorporates the largest interview sample of scaphoid fracture patients and allows direct comparison of surgical and cast treatment. We should note, of course, that interviewees are largely self-selected, restricted to SWIFFT trial participants willing to take part in an interview, and acknowledge that this population demonstrated a general preference for surgical treatment prior to recruitment.<sup>1,2</sup> We should also acknowledge that drop-out between the six- and 52-week interviews was greater than expected, and that this limits the potential for connecting early and later experiences. However, while longitudinal comparison is not possible, sufficient data were generated at 52 weeks to be confident of our findings, with 19 interviews exceeding the generally acknowledged threshold of 12 interviews required to achieve thematic saturation.<sup>20,21</sup> We should also flag that those interviewees added at 52 weeks were from our key demographic (males under 30) to ensure that approximately 50% of all data was generated with this key scaphoid fracture population.

This paper provides novel insight to support clinical decision-making and improved patient-centred care in scaphoid fracture management by demonstrating those non-clinical factors which are pertinent to patients. It demonstrates that lay understanding of fracture and treatment need to be carefully negotiated in clinical discussions.

To support shared clinical decision-making in the management of scaphoid waist fractures, clinicians need to be aware that: personal circumstances (economic, familial, etc.) will influence how functional limitations are experienced; subjective experience of function overrides

abstract concerns for bone union; beyond immediate functional impairment, understanding of the consequences of the fracture are low; and that a sense of making progress in recovery is important for individuals. This should be supported by clinicians where possible.



### Take home message

- Clinical decision-making in the management of scaphoid fractures should recognize that subjective experience of fracture/recovery overrides any objective concern for bone

union.

- Function is an overriding concern.

- Where possible, clinicians should reinforce in individuals that progress is being made in their recovery.

### Twitter

Follow S. D. Brealey @YorkTrialsUnit

## References

- Dias J, Brealey S, Cook L, et al.** Surgical fixation compared with cast immobilisation for adults with a bicortical fracture of the scaphoid waist: the SWIFFT RCT. *Health Technol Assess.* 2020;24(52):1–234.
- Dias JJ, Brealey SD, Fairhurst C, et al.** Surgery versus cast immobilisation for adults with a bicortical fracture of the scaphoid waist (SWIFFT): a pragmatic, multicentre, open-label, randomised superiority trial. *Lancet.* 2020;396(10248):390–401.
- Hinde S, Richardson G, Fairhurst C, et al.** Cost-effectiveness of surgery versus cast immobilisation for adults with a bicortical fracture of the scaphoid waist: an economic evaluation of the SWIFFT trial. *Bone Joint J.* 2021;103-B(7):1277–1283.
- Schier JS, Chan J.** Changes in life roles after hand injury. *J Hand Ther.* 2007;20(1):57–68.
- O'Brien L, Presnell S.** Patient experience of distraction splinting for complex finger fracture dislocations. *J Hand Ther.* 2010;23(3):249–9.
- Chan J, Spencer J.** Adaptation to hand injury: an evolving experience. *Am J Occup Ther.* 2004;58(2):128–139.
- Ammann B, Satink T, Andresen M.** Experiencing occupations with chronic hand disability: narratives of hand-injured adults. *Hand Ther.* 2012;17(4):87–94.
- Fitzpatrick N, Finlay L.** "Frustrating disability": The lived experience of coping with the rehabilitation phase following flexor tendon surgery. *Int J Qual Stud Health Well-being.* 2009;3(3):143–154.
- Bialocerkowski AE.** Difficulties associated with wrist disorders—a qualitative study. *Clin Rehabil.* 2002;16(4):429–440.
- Watson NJ, Martin SA, Keating JL.** The impact of wrist fracture, surgical repair and immobilization on patients: a qualitative study. *Clin Rehabil.* 2018;32(6):841–851.
- Bamford R, Walker D-M.** A qualitative investigation into the rehabilitation experience of patients following wrist fracture. *Hand Ther.* 2010;15(3):54–61.
- Claydon JH, Robinson L, Aldridge SE.** Patients' perceptions of repair, rehabilitation and recovery after major orthopaedic trauma: a qualitative study. *Physiotherapy.* 2017;103(3):322–329.
- Coulter A, Stilwell D, Kryworuchko J, Mullen PD, Ng CJ, van der Weijden T.** A systematic development process for patient decision aids. *BMC Med Inform Decis Mak.* 2013;13 Suppl 2(Suppl 2):S2.
- Zeh S, Christalle E, Zill JM, Härter M, Block A, Scholl I.** What do patients expect? Assessing patient-centredness from the patients' perspective: an interview study. *BMJ Open.* 2021;11(7):e047810.
- Vennedy V, Hower KI, Hillen H, et al.** Patients' perspectives of facilitators and barriers to patient-centred care: insights from qualitative patient interviews. *BMJ Open.* 2020;10(5):e033449.
- Berwick DM.** Medical associations: guilds or leaders? Either play the role of victim or actively work to improve healthcare systems. *BMJ: British Medical Journal.* 1997;314(7094):1564–1565.
- Dias J, Brealey S, Choudhary S, et al.** Scaphoid Waist Internal Fixation for Fractures Trial (SWIFFT) protocol: a pragmatic multi-centre randomised controlled trial of cast treatment versus surgical fixation for the treatment of bi-cortical, minimally displaced fractures of the scaphoid waist in adults. *BMC Musculoskelet Disord.* 2016;17(1):248.
- Lavrakas PJ.** *Encyclopedia of Survey Research Methods.* Thousand Oaks, California, USA: Sage, 2008.
- Braun V, Clarke V.** Using thematic analysis in psychology. *Qual Res Psychol.* 2006;3(2):77–101.
- Guest G, Namey E, Chen M.** A simple method to assess and report thematic saturation in qualitative research. *PLoS One.* 2020;15(5):e0232076.
- Guest G, Bunce A, Johnson L.** How many interviews are enough?: an experiment with data saturation and variability. *Field Methods.* 2006;18(1):59–82.

#### Author information:

- P. A. Leighton, BA (Hons), MA, PhD, Associate Professor of Applied Health Services Research, Lifespan and Population Health, School of Medicine, University of Nottingham, Nottingham, UK.
- S. D. Brealey, BSc, PhD, Trial Manager, York Trials Unit, Department of Health Sciences, University of York, York, UK.
- J. J. Dias, MD, FRCS, MB, BS, Professor, Consultant Orthopaedic Surgeon, Professor in Hand and Orthopaedic Surgery, Clinical Division of Orthopaedic Surgery, University Hospitals of Leicester NHS Trust, Leicester, UK.

#### Author contributions:

- P. A. Leighton: Conceptualization, Methodology, Formal analysis, Writing – original draft, Writing – review & editing.
- S. D. Brealey: Conceptualization, Validation, Writing – review & editing.
- J. J. Dias: Conceptualization, Validation, Writing – review & editing.

#### Funding statement:

- The authors disclose receipt of the following financial or material support for the research, authorship, and/or publication of this article: the National Institute of Health Research (NIHR) Health Technology Assessment Programme (project number 11/36/37).

#### Acknowledgements:

- The authors would like to acknowledge Jane Stewart and Iskra Potgieter for their contribution in carrying out some of the interviews reported here. The authors would also like to acknowledge the SWIFFT trial team and site investigators who offered comment on the iterative analysis reported here. The authors would also like to acknowledge and thank all those SWIFFT participants who shared their thoughts, opinions and experiences in a research interview. The views and opinions expressed herein are those of the authors and do not necessarily reflect those of the Health Technology Assessment Programme, NIHR, NHS or the Department of Health.

#### Ethical review statement:

- This is a qualitative interview study nested within the Scaphoid Waist Internal Fixation for Fractures Trial. NRES Committee East Midlands – Derby (Ethics reference 13/EM/0154) awarded ethical approval for this research. Written informed consent was obtained for all participants.

#### Open access funding

- The open access fee was paid from the above identified research grant (NIHR HTA (11/36/37)).

© 2022 Author(s) et al. This is an open-access article distributed under the terms of the Creative Commons Attribution Non-Commercial No Derivatives (CC BY-NC-ND 4.0) licence, which permits the copying and redistribution of the work only, and provided the original author and source are credited. See <https://creativecommons.org/licenses/by-nc-nd/4.0/>