

This is a repository copy of *Erythropoietin stimulation agents significantly improves outcome in lower risk MDS*.

White Rose Research Online URL for this paper:

<https://eprints.whiterose.ac.uk/188510/>

Version: Published Version

Article:

Garelius, H K G, Smith, Alexandra Gwen orcid.org/0000-0002-1111-966X, Bagguley, Timothy Charles orcid.org/0000-0002-6150-3467 et al. (20 more authors) (2022) Erythropoietin stimulation agents significantly improves outcome in lower risk MDS. HemaSphere. S168. pp. 69-70. ISSN 2572-9241

<https://doi.org/10.1097/01.hs9.0000843564.40783.b4>

Reuse

This article is distributed under the terms of the Creative Commons Attribution (CC BY) licence. This licence allows you to distribute, remix, tweak, and build upon the work, even commercially, as long as you credit the authors for the original work. More information and the full terms of the licence here:

<https://creativecommons.org/licenses/>

Takedown

If you consider content in White Rose Research Online to be in breach of UK law, please notify us by emailing eprints@whiterose.ac.uk including the URL of the record and the reason for the withdrawal request.

S168 ERYTHROPOIETIN STIMULATION AGENTS SIGNIFICANTLY IMPROVES OUTCOME IN LOWER RISK MDS.

Topic: 10. Myelodysplastic syndromes - Clinical

Hege Garelius¹, Alexandra Smith², Timothy Bagguley², Adele Taylor², Pierre Fenaux³, David Bowen⁴, Argiris Symeonidis⁵, Moshe Mittelman⁶, Reinhard Stauder⁷, Jaroslav Čermák⁸, Guillermo Sanz⁹, Saskia Langemeijer¹⁰, Luca Malcovati¹¹, Ulrich Germing¹², Raphael Itzykson¹³, Agnes Guerci-Bresler¹⁴, Dominic Culligan¹⁵, Ioannis Kotsianidis¹⁶, Karin Koinig Mag¹⁷, Corine van Marrewijk¹⁸, Simon Crouch², Theo de Witte¹⁹, Eva Hellström-Lindberg²⁰

¹ Section of Hematology, Specialist Medicine, Sahlgrenska University hospital, Göteborg, Sweden; ² Department of Health Sciences, University of York, York, United Kingdom; ³ Service d'Hématologie, Hôpital Saint-Loius, Assistance Publique des Hopitaux de Paris (AP-HP) and Université Paris 7, Paris, France; ⁴ St. James's Institute of Oncology, Leeds Teaching Hospitals, Leeds, United Kingdom; ⁵ Department of Medicine, Division of hematology, University of Patras Medical Scholl, Patras, Greece; ⁶ Department of Medicine, Tel Aviv Sourasky (Ichilov) Medical Center and Sackler Medical Faculty, Tel Aviv University, Tel Aviv, Israel; ⁷ Department of Internal Medicine V (Haematology and Oncology), Innsbruck Medical University, Innsbruck, Austria; ⁸ Dep. of Clinical Hematology, Institute of Hematology & Blood Transfusion, Prague, Czech Republic; ⁹ Department of Haematology, Hospital Universitario y Politécnico La Fe, Valencia, Spain; ¹⁰ Department of Hematolog, Radboud university medical center, Nijmegen, Netherlands; ¹¹ Department of Hematology Oncology, Fondazione IRCCS Policlinico San Matteo, University of Pavia, Pavia, Italy; ¹² Department of Haematology, Oncology and Clinical Immunology, Universitätsklinik Düsseldorf, Düsseldorf, Germany; ¹³ Service d'Hématologie, Hôpital Saint-Louis, Assistance Publique des Hôpitaux de Paris (AP-HP) and Université Paris 7, Pari, Paris, France; ¹⁴ Service d'Hématologie, Centre Hospitalier Universitaire Brabois Vandoeuvre, Nancy, France; ¹⁵ Department of Haematology, Aberdeen Royal Infirmary, Aberdeen, United Kingdom; ¹⁶ Dep. of Hematology, Democritus University of Thrace Medical School, University Hospital of Alexandroupolis, Alexandroupolis, Greece; ¹⁷ Department of Internal Medicine V (Hematology and Oncology), Medical University Innsbruck, Innsbruck, Austria; ¹⁸ Department of Haematology, Radboud university medical center, Nijmegen, Netherlands; ¹⁹ Department of Tumor Immunology - Nijmegen Center for Molecular Life Sciences, Radboud university medical center, Nijmegen, Netherlands; ²⁰ Department of Medicine, Div. Hematology, Karolinska Institutet, Stockholm, Sweden

Background: The EUMDS Registry started in 2008 as a prospective, non-interventional longitudinal study, enrolling newly diagnosed patients with IPSS low or intermediate-1 MDS from 16 European countries and Israel.

Aims: The aim of the present analysis was to see how treatment with or without Erythropoietin Stimulating Agents (ESAs) and/or red blood cell transfusions (RBCT) impact overall survival (OS) and quality of life (QoL).

Methods: Patient management was recorded electronically every 6 months ("visit") in a central database, including treatment, transfusions, blood values, and health related quality of life (HRQoL) using the EQ-5D 3-Level index and Visual Analog Scale (VAS). Patients were eligible to be included in the analyses if their hemoglobin was recorded as less than <10 g/dl at a visit. To overcome potential confounding by non-random allocation of ESA treatment, propensity score matching was performed to ensure that treated and untreated patients had similar characteristics. Only patients with comparable propensity scores were included in the analyses to estimate the effects of ESA treatment on outcomes using standard time to event

analyses; OS was estimated from the first visit a Hb value of <10g/dl was recorded. OS was examined for patients treated with ESA stratified by their transfusion status prior to commencing ESA treatment (no RBCT, <4 units, ≥4 units).

Patients were separated into 4 groups at each clinical visit, depending on the treatment received in the interval leading up to that visit; no ESA nor RBCT, ESA only, ESA and RBCT and RBCT only. HRQoL at each visit according to the treatment status was summarized for patients who had completed a questionnaire at visit 1 and 2; mean values were examined by treatment group.

Copyright Information: (Online) ISSN: 2572-9241

© 2022 the Author(s). Published by Wolters Kluwer Health, Inc. on behalf of the European Hematology Association. This is an open access Abstract Book distributed under the Attribution-NonCommercial-NoDerivs (CC BY-NC-ND) which allows third parties to download the articles and share them with others as long as they credit the author and the Abstract Book, but they cannot change the content in any way or use them commercially.

Abstract Book Citations: Authors, Title, HemaSphere, 2022;6:(S3):pages. The individual abstract DOIs can be found at <https://journals.lww.com/hemasphere/pages/default.aspx>.

Disclaimer: Articles published in the journal HemaSphere exclusively reflect the opinions of the authors. The authors are responsible for all content in their abstracts including accuracy of the facts, statements, citing resources, etc.

Results: Of 2562 patients registered by November 2021, 2448 were diagnosed before July 2019 and included in the analysis; these patients were divided into two groups: ESA untreated (n=1265) and ESA treated (n=1183). Patients whose Hb remained above 10g/dl were excluded leaving 529 untreated patients and 749 ESA treated; after propensity score matching was applied two comparable groups were produced: ESA untreated (n= 426) and ESA treated (n= 742). Median OS from reaching the eligibility criteria in the ESA treated vs untreated groups were 44.9 and 34.8 months respectively (Fig 1a), giving a clear survival advantage to the ESA-treated group. ($p<0.003$). In the ESA-treated group, OS was poorer in those who had been transfused prior to commencing ESA (Fig 1b, $p<0.001$).

Fig 1c shows the number of patients at each visit who had been treated with transfusions or ESA; 647/1278 had received neither at visit 1, the figure shows the “flow” of patients by treatment for the first 6 visits. HRQoL was examined for the 695 patients who had completed a questionnaire at both visit 1 and 2 up to visit 6; differences were seen by treatment (Fig 1d). Patients who had received no treatment reported, on average, the highest mean HRQoL, in contrast, patients who had RBCT had the lowest ($p<0.001$).

Image:

Fig 1A: Overall Survival - Propensity Score Matched

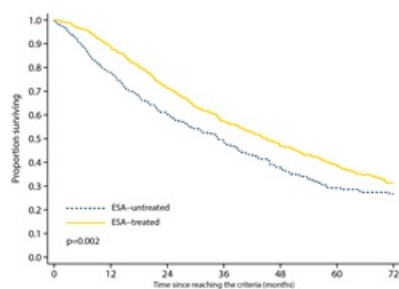


Fig 1B: Overall Survival - ESA treated stratified by RBCT status prior to starting ESA

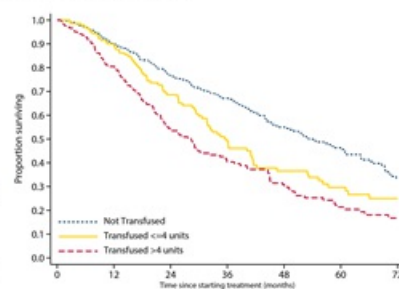


Fig 1C: Sankey Diagram for Eligible Group (ESA Treated n=749, Not Treated n=529)

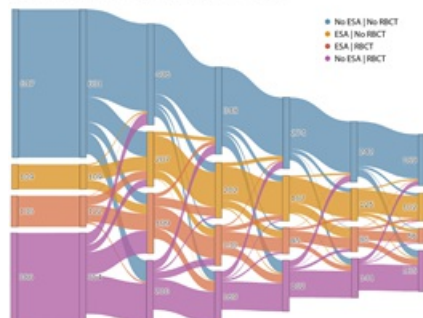
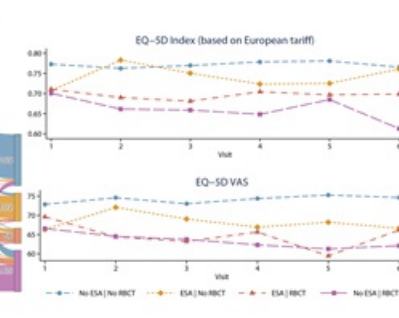


Fig 1D: Mean HRQoL by ESA/RBCT status



Summary/Conclusion: This unique large prospective registry study clearly shows a significant survival advantage for lower-risk MDS patients exposed to ESA treatment at onset of anemia (Hb <10g/dL) but before onset of transfusion therapy, strongly supporting recommendations to start ESA treatment early. The effect on patients with an early transfusion need warrants further studies. Moreover, ESA exposure is associated with maintained QoL, while RBCT development with or without ESA exposure is associated with significantly deterioration in QoL.

Copyright Information: (Online) ISSN: 2572-9241

© 2022 the Author(s). Published by Wolters Kluwer Health, Inc. on behalf of the European Hematology Association. This is an open access Abstract Book distributed under the Attribution-NonCommercial-NoDerivs (CC BY-NC-ND) which allows third parties to download the articles and share them with others as long as they credit the author and the Abstract Book, but they cannot change the content in any way or use them commercially.

Abstract Book Citations: Authors, Title, HemaSphere, 2022;6:(S3):pages. The individual abstract DOIs can be found at <https://journals.lww.com/hemasphere/pages/default.aspx>.

Disclaimer: Articles published in the journal HemaSphere exclusively reflect the opinions of the authors. The authors are responsible for all content in their abstracts including accuracy of the facts, statements, citing resources, etc.