

Climate Change Impacts on Urban Sanitation: A Systematic Review and Failure Mode Analysis

Leonie Hyde-Smith, Zhe Zhan, Katy Roelich, Anna Mdee, and Barbara Evans*



Cite This: *Environ. Sci. Technol.* 2022, 56, 5306–5321



Read Online

ACCESS |



Metrics & More



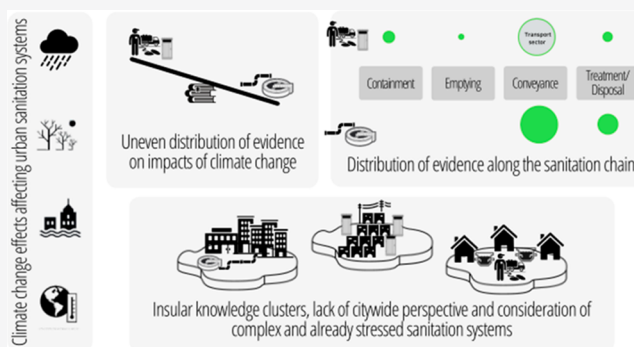
Article Recommendations



Supporting Information

ABSTRACT: Climate change will stress urban sanitation systems. Although urban sanitation uses various infrastructure types and service systems, current research appears skewed toward a small subset of cases. We conducted a systematic literature review to critically appraise the evidence for climate change impacts on all urban sanitation system types. We included road-based transport networks, an essential part of fecal sludge management systems. We combined the evidence on climate change impacts with the existing knowledge about modes of urban sanitation failures. We found a predominance of studies that assess climate impacts on centralized sewerage in high-income contexts. The implications of climate change for urban nonsewered and complex, fragmented, and (partially) decentralized sanitation systems remain under-researched. In addition, the understanding of the impacts of climate change on urban sanitation systems fails to take a comprehensive citywide perspective considering interdependencies with other sectors and combinations of climate effects. We conclude that the evidence for climate change impacts on urban sanitation systems is weak. To date, research neither adequately represents the variety of urban sanitation infrastructure and service systems nor reflects the operational and management challenges of already stressed systems.

KEYWORDS: extreme weather, sewer, CSO, combined sewer overflow, emptying, FSM, flood



INTRODUCTION

Effective sanitation systems are crucial for public and environmental health, particularly in densely populated urban areas where the risks from unsafe excreta disposal are compounded because of excreta volumes and the probability of exposure.¹ Globally, around 1.9 billion people lack access to basic sanitation; more than a third of urban dwellers lack access to safely managed sanitation systems.² The effects of climate change (CC) can damage or destroy sanitation infrastructure, disrupt services, and inhibit the system's efficacy;^{3–5} CC will make achieving universal access to safely managed sanitation more expensive and slower.⁶

There have been a small number of reviews on the impacts of CC on urban sanitation. Primarily these have focused on changing precipitation patterns and consequent flood risks for cities relying on sewer-based urban waste- and stormwater management^{7–9} or included a broader overview on potential CC effects and impacts but also focused on sewerage.⁵

The first comprehensive attempts to identify potential impacts of CC on various sanitation systems and consider their vulnerability and resilience in low and lower-middle income countries (LMICs), were the Vision 2030 research commissioned by WHO^{10–13} and a scoping study led by the Overseas Development Institute on climate impacts on water

resources and WASH systems.¹⁴ Since then, scholars have examined the resilience and adaptability of different sanitation technologies^{15–17} and applied the Vision 2030 sanitation resilience categories to specific countries.¹⁸ Recent summaries have incorporated the mentioned studies^{19–21} and provided valuable systems analysis on the impacts of flooding.²² Several international agencies have published guidelines and summary papers.^{23–25}

However, there has not been a comprehensive summary and assessment of the evidence base for the likely impacts of CC on the range of urban sanitation systems or components of such systems generally found in low- and middle-income countries and high-income countries (HIC) contexts, integrating the evidence for impacts on sewered and nonsewered sanitation and highlighting the gaps in knowledge and rigor of assessment of CC impacts along the entire sanitation chain.

Received: November 1, 2021

Revised: March 31, 2022

Accepted: April 1, 2022

Published: April 12, 2022



Table 1. Electronic Database Search Strategy^a

CLIMATE CHANGE	
1	Climate NEAR/3 (chang* OR variability OR extreme* OR hazard* OR risk* OR threat*)
2	(Extreme* OR intens* OR declin* OR prolong* OR increas* OR variab* OR heavy OR decrease*) NEAR/3 (weather* OR heat* OR rain* OR precipitation OR run-off OR "dry period")
3	(rise OR rising OR extreme* OR increas* OR variab*) NEAR/4 (temperature* OR sea-level*)
4	Flood* OR drought* OR SLR
5	Water NEAR/3 scarc*
6	1 OR 2 OR 3 OR 4 OR 5 (combines climate change terms)
SANITATION SYSTEMS	
7	toilet* OR latrine* OR pit OR pits OR Sanita* OR ecosan OR "septic tank**"
8	(feces OR faeces OR fecal OR faecal OR excre* OR waste OR sludge OR wastewater OR "waste water") NEAR/3 (dispos* OR manag* OR service* OR treat* OR exhaust* OR desludg* OR empt* OR transport*)
9	sewage OR sewer* OR sewerage OR wastewater OR "waste water"
10	Open NEAR/1 defecation OR Sanitation/
11	(road* OR street* OR "transport network**") AND NOT (bus* OR tram* OR rail* OR train* OR "public transport" OR tourism)
12	7 OR 8 OR 9 OR 10 OR 11 (combines sanitation terms)
IMPACT	
13	Impact* OR effect* OR consequence* OR outcome* OR link* OR correlation* OR connection*
14	6 AND 12 AND 13 (combines all terms)

^aThis table presents the search strategy used to search the Web of Science database. The proximity operators have been adapted in compliance with the conventions of the respective database.

This study responds to this gap by delivering a systematic review that overlays knowledge about the failures of urban sanitation systems today with the stresses that a future climate will impose. We based our analysis on a recent review of urban sanitation in 39 cities, which articulates typical urban sanitation systems and corresponding failure modes based on the analysis of excreta flow diagrams.²⁶ We used these failure modes to explore how CC may increase pressure on existing diverse sanitation systems, including household and city-scale infrastructure and services, which are often incomplete or poorly functioning.^{26,27}

Terminology and Framing. Locally the effects of global CC will be (or are already) felt as more intense or prolonged precipitation, more frequent or more intense storms or cyclones, more variable or declining rainfall or runoff, sea-level rise, or more variable and increasing temperatures, including temperature extremes. These CC effects can cause or exacerbate hazards or changes such as flooding, erosion, or changes in ground and surface water levels that directly impact sanitation systems.²⁵ We categorize the potential impacts of CC on urban sanitation systems as follows:

- Negative direct impacts: (i) damaged sanitation infrastructure, (ii) disrupted services, and (iii) inhibited system efficacy.
- Positive direct impacts: (i) prolonged life or reduced maintenance requirements of infrastructure, (ii) improved service delivery (less disrupted emptying services), and (iii) improved system performance

Urban sanitation systems use a wide range of infrastructure, technologies, and service arrangements. Homogeneous systems using centralized sewerage and treatment are concentrated in HICs. Cities in LMICs are characterized by complex and (partially) decentralized and fragmented systems dominated by (nonsewered) fecal sludge management (FSM).^{28–30} These typically rely on onsite containment with manual or

mechanical emptying and road-based conveyance of fecal sludge (FS) to a treatment facility. Most of these systems are designed to allow infiltration of the supernatant into the ground (soil-based treatment). However, in dense urban settlements, these systems are frequently poorly designed and constructed, resulting in inadequate supernatant treatment.³¹ Nonsewered systems account for most sanitation users globally and most urban dwellers in Central and Southern Asia, Oceania, and sub-Saharan Africa.²

Review Question and Objectives. The review question was "What is the evidence for the impacts of climate change on urban sanitation systems?" The objectives were to (1) identify studies that assess or report on the impacts of CC on urban sanitation systems and rate the strength of this evidence; (2) analyze how the current understanding of the impacts of CC on urban sanitation systems relates to the knowledge about modes of urban sanitation failures;²⁶ (3) identify gaps in the evidence of climate-related impacts in the context of complex urban sanitation systems. The review was registered on PROSPERO (CRD42021237370). Methods and findings are reported following the preferred reporting items for systematic reviews and meta-analysis (PRISMA).³²

MATERIALS AND METHODS

Literature Review. We conducted a systematic search in compliance with PRISMA guidelines³² to identify original qualitative or quantitative research on the impacts of CC on urban sanitation systems.

The review populations were systems or their components typically part of urban sanitation provision, including infrastructure or services. We excluded systems that only operate on a stand-alone basis or at household scale (often associated with rural areas). We also excluded urban drainage systems that are exclusively used for stormwater.

Outcomes of interest were categorized as potential and actual direct CC-related impacts on urban sanitation systems that affect the delivery of safely managed sanitation as defined in the introductory section.

The review was restricted to studies in English (original or translated) with no limits to the publishing date of the included literature. The authors included evidence published in peer-reviewed journal articles, published conference proceedings, and gray literature.

Table S1 provides a comprehensive list of inclusion and exclusion criteria.

Peer-reviewed literature was searched for a combination of three main concepts: climate change, sanitation systems, and impacts. As part of the sanitation system, we included road-based transport networks, arguing that they are as crucial to FSM as functional sewers are to wastewater conveyance. The search strategy for this review reflected this argument by including keywords for road-based transport networks as part of the sanitation systems. We included studies that made no explicit connection to CC but presented evidence on impacts on sanitation systems related to hazards (e.g., flooding, saline intrusion) that are likely to be exacerbated by CC. However, we excluded studies referring to the impact of “normal” weather variations (e.g., seasonal or daily variations) on sanitation systems. The search was conducted in February 2021 using electronic databases Scopus, Web of Science, Transport Database (OvidSP interface), and Global Health (OvidSP interface). Table 1 shows the search strategy for the database search.

Search terms used for the gray literature search (Table S2) were tailored to the specific requirements and search capabilities of the included websites and databases. The results were supplemented by hand-searching the reference lists of selected studies and recent reviews. Experts in the field recommended additional literature that may have been missing from the results.

The systematic review of the literature involved the following stages:

Stage I: search of electronic databases and gray literature; results imported into reference management software (Endnote X9) and subsequently into the Rayyan QCRI web tool; removal of duplicates.

Stage II: screening of all database-retrieved titles by one author (L.H.-S.), with a second author (Z.Z.) independently screening 50% of the titles for quality control; discussion and resolving of disagreements with a third author (B.E.); abstract and subsequently full-text screening (including gray literature) conducted independently by two authors (L.H.-S. and Z.Z.) using the inclusion and exclusion criteria; discussion and resolving of disagreements with a third author (B.E.); selection of papers; hand-searching of references of excluded review papers and selected studies.

Stage III: final paper selection; data extraction by one author (L.H.-S.) with a second author (Z.Z.) assessing the accuracy of the extracted data for a subsample of 10% of the studies

L.H.-S. extracted and tabulated data from the selected studies by CC effect (or hazard) studied, the urban sanitation system (or component/process) covered, the method to study the impacts, and the quality of evidence (Tables S5–S7). Finally, we analyzed and mapped the selected papers according

to the sanitation failure mode²⁶ and the sanitation climate effect and hazard categories adapted from WHO (2019).²⁵

Failure Mode Analysis. The authors draw on a systematic analysis of urban sanitation failure modes (FM)²⁶ to classify five urban sanitation FMs that result in human excreta being not safely managed and potentially causing public and environmental health risks: FM1, fecal sludge (FS) not contained and not emptied; FM2, FS and/or supernatant (SN) not delivered to treatment; FM3, FS and/or SN not treated; FM4, wastewater (WW) not delivered to treatment; FM5, WW not treated.²⁶

For each study, we assessed the evidence that specific CC impacts acting on specific systems or components of systems increase or reduce the probability of each failure mode occurring.

Quality of the Evidence Assessment. To evaluate the quality of the evidence, we used two appraisal categories: (i) relevance and generalizability of the presented evidence and (ii) general quality of reporting. We based the scoring of the first criteria on the following three subcategories:

Levels of evidence. On the basis of the study design, results were classified as empirical evidence, modeled or reported evidence, and expert consultation and each classification was ranked. Empirical evidence was given the highest score, followed by modeled and reported evidence (same scoring). Results of expert consultation received the lowest scoring. This ranking broadly follows the convention used in medical research^{33,34} and reflects the stronger representation of modeled evidence in engineering.

Scale and generalizability of reported impacts. We scored the scale and generalizability of reported impacts in three categories (in descending order for scoring): studies with global scale or case-independent approach, context-specific studies (in terms of climate impacts and sanitation systems) that are transferable to similar contexts, and very context-specific studies with limited generalizability.

Temporal scale. Studies describing impacts based on (likely) long-term climate trends or multiple occurrences of extreme events were scored of higher validity than studies presenting evidence based on observations during a single extreme event.

We adapted the quality appraisal framework developed by Venkataramanan et al.³⁵ to evaluate the quality of reporting of both qualitative and quantitative papers. We modified their framework to reflect the nature of the included studies and the scope of this review (Table S3). In total, we used 10 criteria to score the included studies, each with a maximum score of 1. We evaluated papers with an aggregated score of 75% or above as “strong”. One author (L.H.-S.) scored all documents, and a second author (Z.Z.) independently scored a sample of 10% for quality control.

Table S4 presents details for the relevance and quality scoring of the included studies.

RESULTS AND DISCUSSION

Screening and Selection. The systematic search of databases retrieved 59 063 articles. Eighty-five records were identified through gray literature search ($n = 32$) and hand-searching reference lists of included articles and excluded review papers ($n = 53$). Expert consultation yielded no

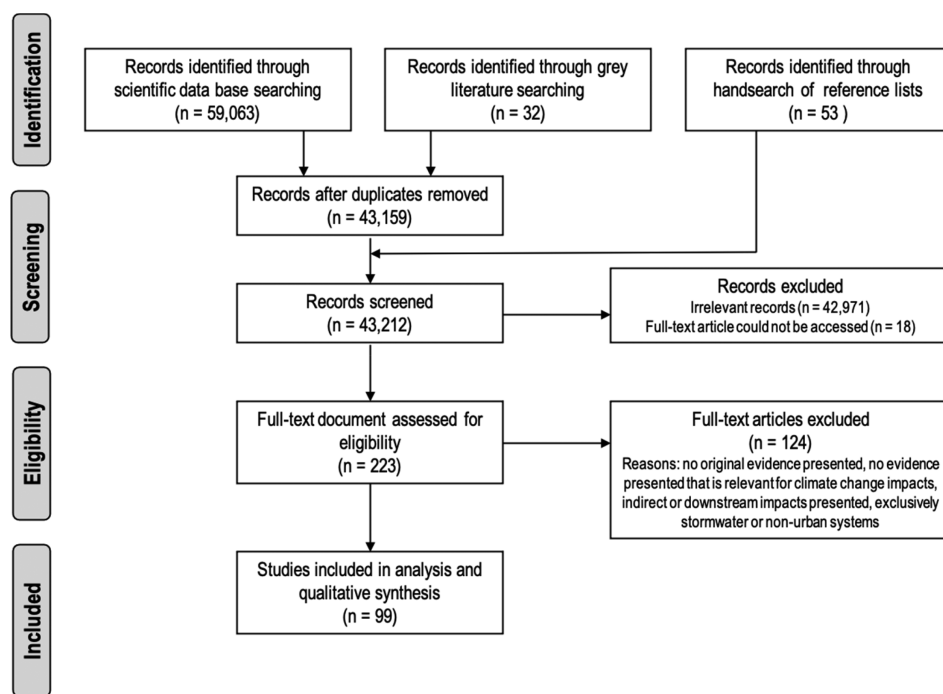


Figure 1. Flow diagram summarizing the screening and selection process.

Table 2. Characteristics of the Included Literature

characteristics ($n = 99$)	no. of documents
Literature Type	
journal-published study	69
conference paper	21
gray literature	9
Type of Evidence	
empirical	25
modeled	47
reported	26
expert consultation	1
Knowledge Cluster	
sanitation sector studies	59
primarily engineering	50
sanitation and development	9
transport sector studies (road-based transport)	40
Sanitation System Category	
sewered sanitation	46
nonsewered sanitation (including road-based transport systems)	48
mixed (nonsewered and sewered sanitation)	5
Study Country Classification by Income ^{a,b}	
low-income economies	1
lower middle-income economies	13
upper middle-income economies	7
high-income economies	80
global	1

^aAccording to the World Bank country and lending groups classification for the 2022 fiscal year (ref 36). ^bThe sum of studies classified by income country classification is greater than 99 because some studies covered multiple countries.

additional studies. A total of 15 936 duplicates were removed. Most of the remaining articles (42 971) did not relate to urban sanitation, CC impacts on sanitation systems, or analyzed indirect impacts of CC on sanitation (e.g., spread of diseases) or downstream effects. Eighteen papers identified through title and abstract screening could not be accessed for full-text

review. A further 124 papers were excluded after content review. The main reasons for exclusion are listed in Figure 1.

Characteristics of the Literature. Knowledge Clusters. We found that the evidence for impacts of CC on urban sanitation systems is contained in three separate clusters of work. First, there are sanitation studies coming primarily from the engineering literature and tending to focus on well-

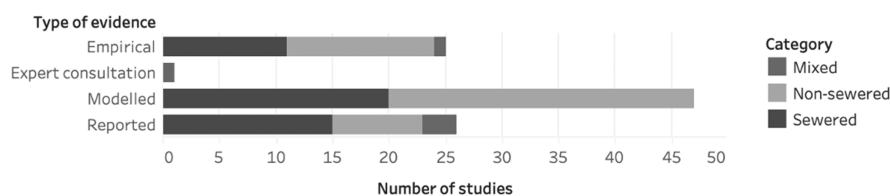


Figure 2. Distribution of study populations and evidence type among included studies. The modeling approach varied in the different studies and included sewer and transport flow modeling, downscaled global circulation models, stochastic modeling or projections based on δ -change methods, etc. More details on the applied modeling approaches are provided in [Tables S5–S7](#).

established technologies (mostly sewered systems and studies from HICs). The second cluster of studies are also from the sanitation sector but come from literature more closely embedded in international development, often interdisciplinary, but rarely based in the pure engineering literature and tend to focus on public health more broadly. It is impossible to differentiate these along purely technological lines because the first cluster also includes some nonsewered systems (e.g., septic systems in HIC contexts). Thus, we describe the first group as “primarily engineering” studies ($n = 50$), and the second as “sanitation and development” ($n = 9$). Finally, there are studies from the (road-based) transport sector ($n = 40$) ([Table 2](#)).

Sanitation System Categories. Of the 59 sanitation sector studies, over three-quarters ($n = 46$) reported CC impacts on sewered systems. Half of those studies ($n = 23$) presented evidence for the impacts of CC on wastewater conveyance, 15 studies presented evidence on wastewater treatment, and eight studies covered CC impacts affecting aspects of both treatment and conveyance (wastewater management). All sewer studies relate to conventional (combined or separate) sewerage. We found no study presenting evidence for CC impacts on modified sewer systems.

We found evidence of CC impacts relevant for nonsewered sanitation systems in studies from the transport sector ($n = 40$) and the sanitation sector knowledge cluster ($n = 8$). Four of the latter reported on impacts on household latrines, and four reported on septic tank systems^{37–40} presenting data from a HIC context.

Five studies reported on mixed sanitation systems. Four of these^{41–44} referred to mixed systems in specific communities, and one study presented a global assessment of CC effects on various sanitation technologies.¹¹

None of the included studies explicitly explored the impacts of CC on the transport of FS. The focus of the road-based transport systems was divided between studies investigating the impacts of CC on infrastructure ($n = 23$) and the performance of the transport network ($n = 16$). One study covered both aspects. Details of all included studies are provided in [Tables S5–S7](#).

Type of Evidence. Around a quarter ($n = 25$) of the studies presented empirical evidence. Forty-seven studies presented modeled data, and 26 presented reported evidence (i.e., results from surveys, interviews or data extracted from operational records). One study showed the results of a structured expert consultation. The highest proportion of modeled data was observed among the wastewater conveyance studies, with 18 out of 23 studies using a model-based approach. Modeling was also common in the transport sector studies (24 out of 40 studies) ([Figure 2](#)). Within the “sanitation and development” knowledge cluster, only one study presented empirical evidence.

Climate Change Effects. The most common CC effect was changing precipitation intensity or frequency, including pluvial flooding ($n = 41$). Ten of those studies also included another climate effect such as a change in temperature ($n = 6$), sea-level rise (SLR) ($n = 2$), rising groundwater levels ($n = 1$), or extreme weather ($n = 1$). Twenty-six studies presented evidence on extreme weather (such as storms, heat waves, or extreme rainfall events). Eight studies addressed the impact of SLR, and two studies presented results for both extreme weather (including storm surge) and SLR. Seven studies described the impacts of temperature changes and variations, and four investigated drought impacts. Five studies related to various climate effects, and another five investigated the impacts and interrelation of a specific combination of climate effects.

Coverage. We found an over-representation from studies presenting data from HICs: over half of the studies ($n = 55$) were from just three countries: the United States ($n = 39$), Canada ($n = 9$), and the United Kingdom ($n = 8$). Eighty-six of the studies assessed impacts on systems in upper-middle and high-income countries. One study had a global focus, and the remaining 12 studies covered evidence from LMICs (or multiple countries in this category). A graphic illustration of the regional distribution of the studies is shown in [Figure S1](#).

Relevance of Evidence and Quality of Reporting. According to our scoring criteria, 86 of the included studies reached at least 50% aggregated score ([Table S5](#)). Forty scored 75% or higher of the total maximum score (strong studies). Most of the “strong” studies were either in the transport sector or “primarily engineering” sanitation sector cluster and published in journal articles; however, there was no strong trend in terms of quality of evidence along the sanitation chain. Almost half (12 out of 26) of the studies presenting evidence on extreme weather events were published in conference papers, with often lower reporting quality scoring when compared to published journal papers.

Impacts along the Sanitation Service Chain. This section describes the impacts of CC on sanitation systems as presented in the included studies along the sanitation service chain.

Impacts on the Use of Sanitation Systems and Containment. Most studies reporting CC impacts on access to and use of toilets themselves relate to nonsewered sanitation systems and the impact of flooding and extreme rainfall events. Four studies report structural damage to pits or the superstructure and overflowing of toilets.^{11,43–47} Few specify whether the damage or contamination occurred due to surface or groundwater flooding. None of these studies specified the extent to which inadequate maintenance contributed to the extent of the failure or collapse. Rising groundwater tables (due to increased rainfall or SLR) were connected to increased pollutant mobility within the soil-based treatment area of

septic tank systems, and one study linked this to increased nitrogen contamination of groundwater and surface water bodies.³⁹ In informal settlements in the Philippines, flooding was also responsible for the malfunctioning of water-based toilets due to electricity failure resulting in a lack of water supply.⁴³

Inundation and inaccessibility of sanitation systems led to (temporary) changes in sanitation behaviors. Coping mechanisms included switching to a different type of sanitation, which included unsafe sanitation behaviors.^{41,43,45–48} In Bangladesh, people reverted to open defecation,^{41,48} and in informal areas in Antananarivo, the use of “flying toilets” (defecating into a plastic bag) increased.⁴⁷ Drought also triggered coping mechanisms. In Botswana, people stopped using flush toilets connected to a sewer system due to water restrictions and shortages during drought events. Common alternatives were pit latrines. Leachate from those pit latrines was suggested as a likely source of groundwater pollution.⁴⁴ However, the study could not completely rule out alternative sources for the detected NO₃ and pathogens contamination.

Other negative impacts of extended dry periods on containment systems included structural damage to toilets caused by erosion in low-moisture soils¹¹ and decreasing levels of hydroelectric productivity resulting in failure of groundwater pumps that provided water for pour-flush toilets in low-income settlements in Accra, Ghana.⁴² However, due to the complexity of the underlying reasons for electricity failures in Ghana, the evidence could not unambiguously be linked to reduced hydropower production. As a positive impact of declining rainfall, declining groundwater levels might reduce groundwater pollution risk from onsite containment systems,¹¹ albeit none of the identified studies presented empirical evidence for this link.

Impacts on Emptying and Conveyance. Only one study suggests a potential direct impact of climate effects on toilet emptying practices. On the basis of experiences during the rainy season in Dar-es-Salaam presented by Chaggu et al.,⁴⁹ the Vision 2030 research proposes the “risks from flooding may be exacerbated by owners using floodwater to flush out the latrine pits” (ref 11, p 18). While this statement appears to be a valid assumption, the original study⁴⁹ does not refer to CC impacts on this or other sanitation practices.

CC impacts on road-based transport systems can be divided into long- and short-term impacts of the integrity of road pavement ($n = 20$),^{50–69} or other structural elements of the network (e.g., bridges) ($n = 3$),^{70–72} and disruption of transport network performance or capacity, such as inaccessible roads, increased congestion, and travel time ($n = 16$).^{73–89} Alteration of transport network performance was commonly measured with indicators such as changes to network accessibility, the ratio of accessible network length, vehicle hours traveled, vehicle miles traveled, trips completed, and loss in connectivity. Most studies reporting on physical infrastructure implications associated with CC effects presented evidence for temperature changes or flooding impacts for road pavements. Disruption of transport network performance was mainly attributed to intense rainfall or flooding caused by extreme weather or SLR. However, several studies qualified the predicted impact of CC on the pavement infrastructure as relatively small compared to other factors such as seasonal weather variability or increase in future traffic.^{58–60}

The bulk of sewerage studies examine the relationship between changes in the frequency and intensity of precipitation events and the efficacy of the sewer conveyance system in terms of duration, frequency or spill volumes of combined sewer overflows (CSOs),^{11,90–106} or increased risk of urban flooding due to backflow of sewage, overflowing inspection chambers, or flooding of basements.^{93–95,99,101,102,107–109} Some studies also linked the increased volume or frequency of CSOs to higher pollutant concentrations in receiving water bodies.^{93,98,100,103} The scale of these impacts could be plausibly linked to the preflood condition of the sewer system, which in turn is linked to the level of ongoing maintenance.

Reported impacts of flooding or high-intensity rainfall events on sewer infrastructure were damages to sewer pumps and mains,^{11,110–112} including increased risk of pipe failure due to changed soil moisture and associated subsidence,¹⁰² and sewer blockages after flooding events caused by sand, debris, or solid waste entering the system.^{41,113} For storm events, it was reported that extreme winds caused the uprooting of trees, which damaged sewer pipes, as did the replacement of electricity poles and the deployment of heavy equipment during the cleanup following extreme weather events.¹¹⁴

In this context, it is important to recognize that extreme weather events have immediate and delayed impacts on sanitation systems. Most studies focused on the immediate impacts during and after extreme rainfall or storm events, but—as the examples above illustrate—some scholars also demonstrate delayed or long-term implications of extreme weather events.

Sewer system service disruptions caused by flooding and storm events were caused by sewer pump failures resulting from electricity outages.¹¹⁰ Several studies presented evidence of the reduced capacity of sewer systems caused by increased inflow and infiltration due to intense rainfall/flooding^{102,113,115,116} or associated with SLR.^{116–119}

However, various studies showed that the effects of urbanization might have similar impacts on sewer systems as changes in precipitation patterns and will exacerbate the impacts of CC.^{98,99,106,109,115} Inadequate maintenance leading to poor condition of many sewer systems reduces their resilience during extreme weather events and aggravates the damage caused by those events.^{111,120} The potential increase of inflow and infiltration into separate sewer systems from SLR will depend on the system’s technical status.¹¹⁷

SLR was also associated with higher groundwater tables and thus risk of pollution from leaking pipes¹¹⁸ and corrosion of pipes through saltwater infiltration.¹⁰² In coastal areas, the combination of SLR, storm surge, extreme tides, and rainfall events can compromise combined sewer discharge facilities if the hydraulic head of wet weather flow is insufficient to force water through backflow prevention devices leading to sewer backup and potential flooding at low points of the sewer network.^{11,102,121}

During drought events, reduced flow rates and higher concentrations of wastewater associated with water conservation were found to cause buildup of solids and subsequently blockages in sewer and discharge pipes^{11,122–124} and contribute to increased sewer corrosion and odors due to the generation of acids and odorous gases.^{102,123} Due to changing moisture content, soil movements increased the risk of pipe and joint breakages, particularly in soils with high clay content.¹¹ All of these effects would be exacerbated in poorly maintained systems. Some studies also reported the positive

impacts of drier weather on the efficacy of sewer conveyance systems, such as the reduced risk of overflowing inspection chambers^{104,108} and decreased CSO spill frequency and volume.^{92,96,104} Potentially limiting the benefits of the latter, CSO spills within or after periods of drier weather were found to cause higher pollutant concentrations due to lower water levels and thus reduced dilution in receiving water bodies.¹⁰³ By contrast, lower groundwater levels are thought to reduce the risk for groundwater contamination from pathogens.¹¹

An important observation for cities with complex sanitation systems comprising sewer networks and FSM systems was that damage to^{111,112,114,120} or overload of⁷⁶ sewer systems could disrupt road infrastructure or road-based transport network performance. Various authors described damages to sewer pipes that led to soil destabilization and ultimately partial road collapse (e.g., the occurrence of sinkholes).^{111,112,114,120} However, none of the studies established the logical continuation of this impact chain; in cities (partially) relying on nonsewered sanitation, this could ultimately lead to a breakdown of fecal sludge collection. This lack of coordinated consideration of climate impacts mirrors the lack of integrated management and operation of sanitation systems reported by Peal et al.¹²⁵ and others.

Impacts on Wastewater and FS Treatment. Almost all the studies that report CC impacts on treatment systems relate to wastewater treatment facilities. Four studies presented evidence on the impacts of various climatic factors on septic tank systems.^{37–40} Noticeably, there is inconsistency in nomenclature to describe these systems. In older studies⁴⁰ and studies from the “sanitation and development” cluster (e.g., refs 11 and 47), “septic tank” or “septic tank systems” is used. In contrast, more recent studies^{37–39} use the term “onsite wastewater treatment systems” to describe systems consisting of “a septic tank, drainfield and the native soils” (ref 39, p 1874). Since those systems also act as containment, we presented part of the evidence in the section above. Moderate increases in soil temperature were associated with increased contaminant removal capacity in septic tank systems.^{37,38,40}

Almost all studies referring to potential impacts of CC on FS treatment present evidence for impacts on soil-based treatment in septic tank systems in high-income low-density contexts.^{37–40} In dense urban settings, stand-alone septic tanks are rarely a suitable sanitation solution at scale because soil-based treatment of the liquid fraction is not viable due to space constraints and limits of the soil treatment capacity.¹²⁶ Research has shown that in cities, where large parts of the population rely on septic tanks, operation and maintenance, including regularly emptying and further sludge treatment, is often inadequate.¹²⁷ Septic tank systems are frequently poorly constructed, with the liquid supernatant usually ending up in the drainage network,³¹ potentially giving rise to blockages and further flooding.^{26,127,128}

Wastewater treatment plants (WWTPs) are frequently located in low-lying zones and are vulnerable to flooding during intense rainfall and extreme weather events. In coastal cities, WWTPs are also exposed to flood risk due to SLR and storm surges during extreme weather events (e.g., hurricanes and cyclones). Various studies presented evidence for flood waters causing damage to WWTP infrastructure and equipment.^{11,90,110–113,129} Inundation with seawater was found to be more damaging to equipment^{113,118} than freshwater inundation. Corrosion of treatment equipment was also reported due to drought, causing more concentrated and corrosive influent

to WWTPs.¹²³ Water scarcity has previously been proposed as a plausible constraint on the implementation or sustained operation of sewerage,¹³⁰ but there was limited empirical evidence to support this. A study assessing the impacts of low flow due to droughts and related water conservation measures concluded that excess depositions and siltation from up to 20% reduced flow rates was negligible for most parts of the WWTP and might only be of concern in velocity-controlled grit chambers.¹³¹ Experience from earthquake-induced land subsidence in Japan suggested that SLR-induced rising groundwater levels might generate buoyant forces in areas not designed for high groundwaters and thus damage buried infrastructure such as pipes.¹¹⁸

Evidence for service disruptions of wastewater treatment plants mainly referred to (temporary) system failures due to flooding of facilities^{93,111,112,114,129} or overloading of sewers resulting in bypassing treatment.^{111,129} The importance of interdependent urban infrastructure was demonstrated by studies reporting that during flood events road interruptions and closures led to disruption in staff and supply access to WWTPs^{110–113,129} and electricity outages caused failures of pumps and pond aeration;^{113,129} SLR in combination with high tides was predicted to limit the ability to discharge treated wastewater into water bodies by gravity and cause backflow into the system.^{121,123}

CC-related impacts on the efficacy of treatment systems included extreme rainfall events during which increased pollutant loads of the influent can exceed the biological treatment capacities of the WWTP^{122,132,133} and reduce retention times¹³³ leading to reduced nutrient removal. Lack of maintenance may result in separate sewer systems experiencing increased inflow and infiltration during rainfall events and de facto behaving like combined sewer systems. A study from Zimbabwe demonstrated that the treatment efficacy of WWTP connected to such a structurally unsound separate sewer system declined during intense rainfall events as the inflow rates and loads exceeded the design parameters of the treatment plant.¹³³ SLR was found to cause higher inflow and infiltration, stretching the design capacity of WWTPs.^{116,119} However, high-intensity rainfall events were also associated with more diluted inflow into WWTPs, positively affecting effluent quality.^{115,132}

Due to more concentrated wastewater inflow, declining rainfall and prolonged dry periods were associated with reduced discharge quality.^{123,131,134,135} For seawater-induced flooding events, inundation of WWTP with saltwater was linked to a negative impact on biological treatment processes.¹¹³

Temperature variations can positively or negatively impact the efficacy of treatment processes. Several studies linked moderate temperature increases to improved removal efficiencies in WWTPs^{134,136} and FS treatment systems.^{38,40} However, more extreme temperature shocks were found to reduce biological treatment efficiency.¹³⁷ Two studies investigated the effects of winter temperature variations leading to snowmelt and thus a sharp decrease of wastewater influent temperature, which reduced treatment efficiency.^{138,139} Overloading or bypassing treatment plants was found to contaminate receiving water bodies.^{93,122,129,140} In terms of environmental risk, treatment efficacy is interlinked with the dilution capacity of receiving water bodies, which is expected to decrease for drier weather.¹¹

Table 3. Mapping of Evidence of Climate Change Impacts on Urban Sanitation System along the Sanitation Failure Mode Classification (*n* = 99)

Climate change effect	Potential hazards and changes	Relevance for urban sanitation failure modes (FM) according to Peal et al. (2020) (26)				
		FM1	FM2	FM3	FM4	FM5
		Fecal sludge (FS) not contained not emptied	FS and supernatant (SN) not delivered to treatment	FS and SN not treated	Wastewater (WW) not delivered to treatment	WW not treated
More intense and prolonged precipitation / More frequent or intense storms or cyclones	High-intensity rainfall, increased flooding, erosion and landslides	Damage to pits or superstructures making latrine unusable (45, 47)	People 'drain' toilets during a flood event (11)	Flooding and damage to wetland flora (112)	Increase frequency or spill volumes of CSO (11, 90-100, 102, 103, 105, 106, 115)	Flooding and damage to WWTPs structure and equipment (11, 90, 110-113, 129)
		Pits overflow/collapse leading to fecal contamination (11, 46, 47)	Structural damage to pavements (47, 52-57, 59, 61, 63-68, 72, 112)		Increased risk of urban flooding (overflow of inspection chambers, flooding of basements) (11, 93-95, 99, 101, 102, 107-109)	Flooding of WWTP leading to temporary system failure and discharge of raw sewage (93, 111, 112, 114, 129)
		Toilets become inundated/inaccessible (causing people to abandon toilets and revert to open defecation) (41, 43, 45-48)	Road collapse or development of sinkholes due to destabilization of soil caused by damaged sewers (111, 112, 114, 120)		Increased risk of pipe damage due to changed soil moisture and subsidence (11, 102)	Electricity failure leading to failure of pumps and aeration (113, 129)
		Electricity failure resulting in lack of water supply and non-functioning of toilets (43)	Damage to roads infrastructure elements other than pavements (e.g., bridges) (70, 71, 89)		Changes to inflow and infiltration rates into the sewer system (102, 113, 115, 116)	Road interruptions leading to disruption of site access for WWTP staff and supplies (110-113, 129)
		Inundation of drainfields (11)	Road capacity decreases/increase in congestions/Travel time increases (73-79, 83, 86, 88, 89)		Sewer blockages after an event because of sand, debris or solid waste entering sewers and pump stations (41, 113)	Pollutant load exceeding biological treatment capacity of WWTP (122, 132)
		Backflow/overflow of sewage from septic tanks (11, 41, 42)	Roads become inaccessible (76, 77, 86, 87, 89)		Electricity failure leading to failure of pumps (110)	Discharge of untreated/partially treated effluent due to overloading or bypassing of treatment (111, 129)
		Damage to pits, septic tanks and absorption fields (11, 47)	Electricity failure leading to traffic light failures (87)		Damage to sewer pumps and mains (11, 110-112)	Increased dilution of influent (115, 132)
					Overload of sewer system resulting in overflow to the drainage system (90)	Reduced nutrient removal capacity during high-intensity rainfall events (e.g., due to reduced retention time and high nutrient load) (133)
	Contamination of and damage to surface water and groundwater supplies			Higher pollutant concentrations in receiving waters due to increase in CSO spill volumes/ frequency (93, 98, 100, 103)	Contamination of receiving water bodies due to WWTP failure (93, 122, 129, 140)	
	Changes to groundwater recharge and groundwater levels	Floatation and damage of septic tanks due to high GW levels (11)	Structural damage to pavement (destabilization of the substrate) (53)			Inflow and infiltration into separate systems causes higher inflow into WWTP that stretch their design capacity (116)
		Flooding of pits from below (11, 46) Higher groundwater pollution risk (11)				
	More extreme winds				Uprooting of trees and replacement of damaged electricity poles leading to damage of sewer pipes (114)	Damage to WWTP infrastructure/buildings (114)
	More variable or declining rainfall or run-off	More extended dry periods, increased frequency of occurrence of drought (seasonal and longer-term)	Pit latrines were used as a coping mechanism due to water restrictions resulting in fecal contamination of GW (44)			Higher risk of blockages in the sewer system and discharge pipes (11, 122-124)
Low moisture content of soil leading to erosion and damage of subsurface structures (11)			Reduced slow pavement deterioration (62)		Higher risk of corrosion of sewers (102, 123)	Corrosive influent damages equipment in treatment plants (123)
					Pipe and joint breakages through ground settlement after prolonged droughts (11)	Excess deposition due to low flow (131)
					Decreased risk of urban flooding (overflow of inspection chambers, flooding of basements) (104, 107)	
				Decrease in CSO spills (92, 96, 104)		
Reduced surface water flows	Decreasing levels of hydro-electric productivity resulting in failure of mechanical GW pumps providing water for pour-flush toilets (42)			CSO spills causing higher pollutant concentrations from receiving waters due to reduced dilution (103)	Less dilution in receiving waters (11)	

Table 3. continued

Climate change effect	Potential hazards and changes	Relevance for urban sanitation failure modes (FM) according to Peal et al. (2020) (26)				
		FM1	FM2	FM3	FM4	FM5
		Fecal sludge (FS) not contained not emptied	FS and supernatant (SN) not delivered to treatment	FS and SN not treated	Wastewater (WW) not delivered to treatment	WW not treated
	Reduced groundwater levels/resources	Lower GW pollution risk from pit latrines (11)				
Sea-level rise	Rising groundwater levels in coastal/low-lying zones	Higher groundwater/surface water pollution risk caused by increased mobility of pollutants from septic tank drainfields (39)			Higher groundwater pollution risk (118) Increased dry weather flow in sewer pipe due to infiltration (116-118)	Buoyant forces in areas that were not designed for high GW levels might cause damage to pipes (118) Inflow and infiltration into separate systems causes higher inflow into WWTP that stretch their design capacity (116, 119)
	Saline intrusion in coastal/low-lying zones				Damage to pipes through saltwater infiltration (102)	Saltwater intrusion/inundation affects biological treatment processes (113)
	High water levels (potentially contributing to flooding, erosion, landslides)		Road capacity decreases/Increase in congestions/Travel time increases (80-82, 85, 88) Roads become inaccessible (82)		WW back-up and flooding through inspection chambers and toilets (11, 102, 121)	Reduced capacity to discharge treated wastewater by gravity/risk of backflow during high tides (118, 121) Damage to WWTP equipment through exposure to saltwater (113, 118)
More variable or increasing temperatures	Higher ambient air temperatures		Damage to road pavements because of degradation of permafrost or other freeze and thaw effects (50) Increasing winter temperature reduces pavement damage caused by frost (51, 54, 58, 69) More variable winter temperature leading to increase of freeze and thaw events and increasing damage of pavement (54, 58, 69)	Increased temperature might increase the efficiency of FST in septic tank systems (37, 38, 40)		Moderate increases in temperature might increase efficiency of biological WWTP (134, 136) Variability in winter temperature might lead to deterioration of efficiency of WWTP (138, 139)
			Roads become inaccessible because of wildfires (84) Heat damage of (access) roads (56-58, 62)			Reduced efficiency of biological treatment if temperatures exceed or fall below operational limits (137)
	Hot and cold temperature extremes					



Overall, the literature provides evidence of multiple impacts of CC on sewer conveyance and wastewater treatment. The evidence for impacts on nonsewered sanitation is more limited, with few studies providing examples of the failure of pits and tanks and users reverting to unsafe sanitation practices primarily during flood events. While never making this explicit, the studies which look at sewerage, road networks, and treatment plants often imply the interconnected nature of the urban system and the potential for prolonged multiple failures in cities relying on both sewer and nonsewered sanitation under extreme weather conditions.

Failure Mode Analysis. To explore the literature landscape in more detail, we linked evidence about CC impacts to

existing knowledge of the modes in which urban sanitation systems fail to provide safe sanitation.²⁶

Table 3 shows that available evidence on how CC will likely increase or reduce the probability of typical modes of sanitation failure concentrates on the management and treatment of wastewater in sewer systems (failure modes 4 and 5) and climate impacts on road-based transport systems. When excluding the 40 studies from the transport sector cluster, only 11 studies presented evidence relevant to the FSM failure modes (FM 1–3). Almost all of those studies discussed the impacts of CC on onsite sanitation containment, with only three studies referring to damaged road networks. However, no studies explicitly investigated how climate effects

impact FS conveyance services. As mentioned earlier, only one study presented evidence for the potential impacts of CC on FS emptying (part of FM2). There is scant evidence for the impacts of CC on fecal sludge treatment (FM3). In general, the tabulation reveals a clear dominance of evidence referring to impacts of CC on sanitation infrastructure, whereas there are few studies that present evidence for the implications of CC on urban sanitation service provision and management.

In Table S8, we present a version of the failure mode matrix including only evidence from “strong” studies ($n = 40$). Table 4 shows a comparison of the number of individual studies and

Table 4. Comparison of the Number of Studies and Impact Categories per Failure Mode Category before and after Quality Scoring

	FM1	FM2	FM3	FM4	FM5	total
All Studies Included (see Table 3) ($n = 99$)						
no. of individual studies	10	44	4	35	26	99
no. of impact categories	15	16	2	20	23	76
no. of impact categories relying on evidence from a single source	9	7	1	7	9	33
Only Studies Scoring 75% or Higher in Aggregated Relevance of Evidence and Quality of Reporting Score (see Table S5) ($n = 40$)						
no. of individual studies	6	27	3	21	14	40
no. of impact categories	15	12	1	14	13	55
no. of impact categories relying on evidence from a single source	11	4	0	5	9	29

impact categories for each failure mode category before and after quality and relevance scoring. Before scoring, over 40% (33 out of 76) of the impact categories (cells of the failure mode table) rely on single-source evidence. After quality scoring, this proportion increases to over 50% (29 out of 55) of the studies. Eleven out of those 29 impact categories relying on single-source evidence are based solely on the Vision 2030 research,¹¹ which derived its original evidence solely from expert judgment.

The tabulation also highlights the uneven distribution of studies between the failure mode categories. After scoring, the total number of impact categories for which evidence was available in at least one of the included studies is reduced from 76 to 55. We observed the highest postquality scoring reduction of evidence-based impact categories (from 23 to 13) and relevant individual studies (from 26 to 14) in the FM5 category. Noticeably, there was no reduction of impact categories under the FM1 category, but postscored 11 out of 15 impact categories in this cluster rely on single source-based evidence.

Drivers of Poor-Quality Evidence. We found that the evidence for CC impacts on urban sanitation systems is weak. Many proposed impacts are demonstrated from a single source based only on expert judgment.¹¹ Despite screening over 43 000 search results and including keywords beyond explicit reference to CC, we only found 59 studies that explicitly presented evidence for potential and actual direct impacts of a changing climate on the management of human excreta in urban areas. The available evidence concentrates on sewerage and wastewater treatment systems and experiences from high- and upper-middle income countries. The majority of papers used models to predict CC impacts on the sanitation system. As models are always a simplified version of reality, such a

heavy reliance on model-based studies might limit understanding of more complex interactions of CC effects and their impacts on sanitation systems. Unexpected CC impacts— notably cascading and interlinked impacts—will not be represented.¹²²

A substantial proportion of the included studies (40 out of 99) presented evidence for CC impacts on road-based transport systems. Our review found that, so far, the evidence from the transport sector is not adequately accessed, transferred, and expanded from and into the sanitation sector.

Overarching Themes. The review identified several overarching themes which we discuss below, including a lack of consideration of urban FSM, lack of recognition of interdependencies between infrastructure and service systems, complexity of CC effects, interdependence with other urban sectors, and limitations of autonomous household adaptation.

Lack of Consideration of Urban Fecal Sludge Management. The post-2015 update of the WHO’s Vision 2030 acknowledges the potential vulnerability of FSM to CC and the disruption that flooded roads might cause for emptying vehicles⁴ but does not provide original evidence to support this concern. We found only sparse evidence on the impacts of CC on urban FSM in the reviewed studies. Only one study¹¹ mentioned the potential impacts of CC on FS emptying practices. While sufficient evidence from the transport sector generally describes how road-based transport systems could be impacted by CC-induced infrastructure damage or network performance and capacity disruptions, no study explicitly identifies the implications for FS emptying and transport services. There are also no studies exploring FSM service chains by linking fecal sludge emptying and transport disruptions to impacts on FS treatment systems.

Lack of Recognition of Interdependencies of Urban Sanitation Infrastructure and Service Systems. Our review found that the evidence for the impacts of CC on urban sanitation systems is contained in separate clusters of work that are poorly connected. Most studies on urban sewerage presented evidence from HIC contexts where homogeneous urban sanitation systems dominate.²⁹ Most studies presenting evidence from cities in LMICs with complex and fragmented sanitation systems used relatively homogeneous areas (in most cases low-income settlements) as case studies to describe the impacts on their respective sanitation systems (mainly nonsewered sanitation). None of the reviewed studies investigated the impacts of CC on a citywide complex sanitation system featuring a mixture of centralized sewerage and nonsewered decentralized sanitation systems. This conscious or unconscious “insulation” of sanitation infrastructure and services systems does not reflect the reality of sanitation systems in many cities globally;²⁹ there is limited acknowledgment of the interconnectivity of different sanitation infrastructure and service systems within one city.¹⁴¹ This suggests a lack of systems thinking in the sanitation sector and a prevailing focus on technologies rather than service approaches.¹⁴²

Complexity of Climate Change Effects. CC impacts on urban sanitation systems are complex, and combinations of climate effects need to be considered. While most studies looked at a single CC impact, a few studies demonstrated the importance of acknowledging the complex interaction of CC impacts. Langeveld et al.¹²² showed that the impacts of an extreme rainfall event were exacerbated by a preceding prolonged dry period. A combination of extended dry periods

and more intense rainfalls have been predicted for various geographic regions.¹⁴³

Further variations in the predicted changes and extremes might be more critical than average changes. Multiple studies demonstrated that, despite minor changes in total annual rainfall volumes, the increase in shorter and more intense rainfall events would substantially impact the performance of current sanitation systems, which require major investments to adapt to these changes.^{92,105,106} Analogously, variations in average temperature and long-term temperature changes have moderate effects on system performances such as wastewater treatment processes or the condition of pavement structures. By contrast, in colder climates, rapid and large changes in winter temperature have substantial impacts on treatment processes^{138,139} and road pavement stability.^{54,58,69}

Interdependencies with Other Urban Sectors. Urban sanitation systems have interdependencies with other urban sectors and services.¹⁴¹ Our review acknowledged the importance of road-based transport systems as intrinsic components of FSM services and revealed evidence for the knock-on effects of electricity outages.^{42,43,110,113,129} Particularly in areas where increases in the frequency and intensity of heavy rainfall events are predicted, efficient urban drainage and solid waste management systems are crucial for the functioning of urban sanitation systems.^{141,144} While there is a growing body of literature in the urban disaster risk sphere exploring cascading effects of disaster and interdependencies of critical infrastructure (e.g., ref 145), the interdependencies of poorly functioning sanitation systems with other urban infrastructure and services in the context of CC are not adequately researched. Neither is there evidence to help policymakers prioritize management strategies to reduce these cascading interconnections.

Limitations of Autonomous Household Adaptation. On the basis of the rationale that globally (and particularly in LMICs), sanitation relies heavily on household management and that even poor households can adapt (onsite) toilet designs and thus cope with climatic impacts threatening the functioning of their sanitation systems, the Vision 2030 research^{11,12} concludes that the resilience of sanitation systems is more driven by technology than management. Evidence included in this review contradicts this hypothesis. Postflooding, people reverted to open defecation⁴¹ or flying toilets.⁴⁷ In Botswana, drought-induced sanitation behavior change potentially led to a loss of efficacy of sanitation systems to protect environmental and public health.⁴⁴ Another study found no long-term adaptation of water supply or sanitation systems: “People just try to pass the days of flood anyhow and do the same every year; they do not do anything that will support them during the next flood” (ref 48, p 311). In low-income areas in Manila, the Philippines, Purwar et al.⁴³ suggested that increased frequency of floods will reduce the priority of households to adapt to flood.

Limitations. We excluded downstream effects from the scope of this review. However, this limited the inclusion of papers showing cascading impacts of CC, such as the combined effects of increasing CSO discharge, warmer water temperatures, and lower water levels in receiving water bodies resulting in an increased risk of waterborne disease.¹⁴⁶ We limited our search to publications in English only, which might have under-represented research from non-Anglophone countries. A considerable body of literature reports on the effects of weather, mainly rainfall, on road-based transport

systems. A high-level review of those papers indicates that they reinforce the presented results on the likely impacts of CC; however, we excluded studies referring to the impact of “normal” daily and seasonal weather variations (e.g., impacts of rain on traffic flow). There is a risk of bias toward studies explicitly stating negative impacts of a particular climate trend while the positive outcomes of the reverse trend are not reported.

Implications and Perspectives. This is the first systematic review to assess the evidence of CC impacts on all types of urban sanitation systems, considering the existing knowledge on urban sanitation failures, and integrating the available evidence for CC impacts on urban road infrastructure and network performance. In the road-based transport knowledge cluster, we found a substantial body of literature that could inform adaptation and resilience planning for urban FS transport and decentralized sanitation systems. However, a lack of intersectoral thinking means that sanitation scholars and practitioners currently overlook this knowledge cluster.

Our review has highlighted that the research on urban sanitation is skewed toward studies that assess the impacts of CC on centralized, highly engineered, high-cost sanitation options situated in high-income contexts. In addition, we found that most evidence for CC impacts on sanitation systems refers to infrastructure rather than operational components. While lack of attention (and funding) for operation and maintenance of sanitation and specifically FSM systems is widely acknowledged in the sanitation sector,¹⁴⁷ the lack of evidence for the impacts of CC on the operational side of FSM remains startling. The latest Joint Monitoring Program data shows that globally nonsewered sanitation infrastructure (septic tank systems and pit latrines) in urban areas has been increasing at twice the rate of sewer connections (ref 2, p 54). Research has shown that non- or mismanagement of fecal sludge and supernatant (FM1–FM3) contributes substantially to unsafe urban sanitation management.^{26,31,127} The impacts of CC are likely to aggravate existing challenges further.²⁵ One possible explanation for this FSM “blind spot” could be that nonsewered sanitation is still considered “household managed”.¹¹ However, the lack of evidence for autonomous household adaptation capacity to the impacts of CC on sanitation systems suggests that a planned public service approach at city level is required to actively manage and adapt sewer and nonsewered sanitation systems. Particularly in fast-growing cities and towns in LMICs, this is essential since sewer-based sanitation services are not keeping pace with urbanization.^{2,142} In addition, an increasing number of urban dwellers are projected to live in areas affected by severe water stress where the expansion of water-based conveyance systems will be limited by competing pressures on limited water resources.¹³⁰ Therefore, onsite containment and effective FSM services will be necessary for the foreseeable future.¹⁴²

Lack of relevant data and evidence is limiting the ability of countries to successfully submit applications for funding for sanitation adaptation and resilience projects.²⁰ In particular, the multilateral climate funds, including the Green Climate Fund, the Global Environment Facility, and the Adaptation Fund, are focused on additionality and require applications to provide clear evidence and metrics demonstrating how the proposed projects and programs contribute to climate goals as opposed to broader societal development.¹⁴⁸ Incremental costs of “hard”, infrastructure components are easier to identify and

appraise in terms of their additionality, which is reflected in a preference of “hard” over “soft” components, including operational adjustments in sanitation adaptation and resilience funding disbursements.^{20,148,149}

We are concerned that the current focus of research related to the impacts of CC not only contradicts the sector’s future trends but will also influence the focus, quality, and robustness of sanitation future adaptation and resilience measures. Investments in infrastructure alone will not render a sanitation system “resilient” toward the impacts of CC.¹⁵⁰ Lack of understanding and anticipation of the impacts of CC on complex sanitation systems in contexts that are already less well-resourced and have lower institutional adaptation capacities is likely to reinforce existing sanitation inequalities and vulnerabilities through climate adaptation projects and investments.

■ ASSOCIATED CONTENT

SI Supporting Information

The Supporting Information is available free of charge at <https://pubs.acs.org/doi/10.1021/acs.est.1c07424>.

Inclusion and exclusion criteria for the systematic review, list of websites for and gray literature searches, and respective search strategy, appraisal framework for evaluating the quality of reporting and relevance of evidence for the included studies, results of relevance of evidence and quality of reporting evaluation for all included studies, details of included literature in the systematic review, failure mode matrix including only results from “strong” studies, and regional distribution of evidence (PDF)

■ AUTHOR INFORMATION

Corresponding Author

Barbara Evans – University of Leeds, Leeds LS2 9JT, U.K.;
orcid.org/0000-0001-9815-3141; Email: b.e.evans@leeds.ac.uk

Authors

Leonie Hyde-Smith – University of Leeds, Leeds LS2 9JT, U.K.;
orcid.org/0000-0003-0237-4121

Zhe Zhan – University of Leeds, Leeds LS2 9JT, U.K.;
orcid.org/0000-0001-5843-7027

Katy Roelich – University of Leeds, Leeds LS2 9JT, U.K.

Anna Mdee – University of Leeds, Leeds LS2 9JT, U.K.

Complete contact information is available at:

<https://pubs.acs.org/doi/10.1021/acs.est.1c07424>

Notes

The authors declare no competing financial interest.

■ ACKNOWLEDGMENTS

The authors would like to thank Jamie Bartram, Alix Lerebours, Meghan Miller, Freya Mills, Hannah Ritchie, Jonathan Wilcox, and Mariam Zaqout, who provided comments on drafts of this manuscript. We would also like to express our gratitude to three anonymous reviewers who provided valuable suggestions that improved the quality of the manuscript. This work was supported by the UKRI Engineering and Physical Science Research Council (EPSRC) through a Ph.D. studentship received by the first author (L.H.-S.) as part of the EPSRC Centre for Doctoral Training in Water and

Waste Infrastructure and Services Engineered for Resilience (Water-WISER). EPSRC Grant No.: EP/S022066/1

■ REFERENCES

- (1) Brown, J.; Cumming, O.; Bartram, J.; Cairncross, S.; Ensink, J.; Holcomb, D.; Knee, J.; Kolsky, P.; Liang, K.; Liang, S.; Nala, R.; Norman, G.; Rheingans, R.; Stewart, J.; Zavale, O.; Zuin, V.; Schmidt, W.-P. A controlled, before-and-after trial of an urban sanitation intervention to reduce enteric infections in children: research protocol for the Maputo Sanitation (MapSan) study, Mozambique. *BMJ. Open* **2015**, *5* (6), e008215.
- (2) WHO and UNICEF. *Progress on Household Drinking Water, Sanitation and Hygiene 2000–2020: Five Years into the SDGs*; World Health Organization and the United Children’s Fund: Geneva, Switzerland, 2021.
- (3) UNESCO World Water Assessment Programme. *The United Nations World Water Development Report 2020: Water and Climate Change*; UNESCO: Paris, 2020.
- (4) Howard, G.; Calow, R.; Macdonald, A.; Bartram, J. Climate change and water and sanitation: likely impacts and emerging trends for action. *Annual Review of Environment and Resources* **2016**, *41*, 253–276.
- (5) Hughes, J.; Cowper-Heays, K.; Oleson, E.; Bell, R.; Stroombergen, A. Impacts and implications of climate change on wastewater systems: A New Zealand perspective. *Climate Risk Management* **2021**, *31*, 100262.
- (6) Hallegatte, S.; Rentschler, J.; Rozenberg, J. *Lifelines. The Resilient Infrastructure Opportunity*; The World Bank: Washington, DC, 2019.
- (7) Arnbjerg-Nielsen, K.; Willems, P.; Olsson, J.; Beecham, S.; Pathirana, A.; Bülow Gregersen, I.; Madsen, H.; Nguyen, V. T. V. Impacts of climate change on rainfall extremes and urban drainage systems: A review. *Water Sci. Technol.* **2013**, *68* (1), 16–28.
- (8) Ashley, R. M.; Tait, S. J.; Styan, E.; Cashman, A.; Luck, B.; Blanksby, J.; Saul, A.; Sandlands, L. Sewer system design moving into the 21st century - a UK perspective. *Water Sci. Technol.* **2007**, *55* (4), 273–281.
- (9) Ashley, R. M.; Balmforth, D. J.; Saul, A. J.; Blanksby, J. D. Flooding in the future - Predicting climate change, risks and responses in urban areas. *Water Sci. Technol.* **2005**, *52* (5), 265–273.
- (10) Howard, G.; Bartram, J. *Summary and Policy Implications Vision 2030: the Resilience of Water Supply and Sanitation in the Face of Climate Change*; World Health Organization: Geneva, Switzerland, 2009.
- (11) Howard, G.; Bartram, J. *Vision 2030: The Resilience of Water Supply and Sanitation in the Face of Climate Change. Technical Report*; World Health Organization: Geneva, Switzerland, 2010.
- (12) Howard, G.; Charles, K.; Pond, K.; Brookshaw, A.; Hossain, R.; Bartram, J. Securing 2020 vision for 2030: climate change and ensuring resilience in water and sanitation services. *Journal of Water and Climate Change* **2010**, *1* (1), 2–16.
- (13) Charles, K.; Pond, K.; Pedley, S. *Vision 2030: The Resilience of Water Supply and Sanitation in the Face of Climate Change. Technology Fact Sheets Surrey*; Robens Centre for Public and Environmental Health, University of Surrey: Surrey, U.K., 2010.
- (14) Calow, R.; Bonsor, H.; Jones, L.; O’Meally, S.; MacDonald, A.; Kaur, N. *Climate Change, Water Resources and WASH – A Scoping Study*; Overseas Development Institute: London, 2011.
- (15) Luh, J.; Royster, S.; Sebastian, D.; Ojomo, E.; Bartram, J. Expert assessment of the resilience of drinking water and sanitation systems to climate-related hazards. *Sci. Total Environ.* **2017**, *592*, 334–344.
- (16) Sherpa, A. M.; Koottatep, T.; Zurbrugg, C.; Cissé, G. Vulnerability and adaptability of sanitation systems to climate change. *Journal of Water and Climate Change* **2014**, *5* (4), 487–495.
- (17) Oates, N.; Ross, I.; Calow, R.; Carter, R.; Doczi, J. *Adaptation to Climate Change in Water, Sanitation and Hygiene: Assessing Risks, Appraising Options in Africa*; ODI: London, 2014.
- (18) Chan, T.; MacDonald, M. C.; Kearton, A.; Elliott, M.; Shields, K. F.; Powell, B.; Bartram, J. K.; Hadwen, W. L. Climate adaptation for rural water and sanitation systems in the Solomon Islands: A

community scale systems model for decision support. *Sci. Total Environ.* **2020**, *714*, 136681.

(19) Mills, F.; Willetts, J.; Evans, B.; Carrard, N.; Kohlitz, J. Costs, Climate and Contamination: Three Drivers for Citywide Sanitation Investment Decisions. *Front. Environ. Sci.* **2020**, *8*, 00130.

(20) Dickin, S.; Bayoumi, M.; Giné, R.; Andersson, K.; Jiménez, A. Sustainable sanitation and gaps in global climate policy and financing. *npj Clean Water* **2020**, *3* (1), 24.

(21) Duncker, L. C. Sanitation and climate change adaptation. In *Green Building Handbook*; van Wyk, L., Ed.; CSIR: Cape Town, South Africa, 2019; pp 86–99.

(22) ISF-UTS and SNV. *Considering Climate Change in Urban Sanitation: Conceptual Approaches and Practical Implications*; SNV: The Hague, Netherlands, 2019.

(23) pS-EAU. *WASH Services and Climate Change. Impact and Responses*; pS-Eau: Paris, 2018.

(24) USAID. *A Methodology for Incorporating Climate Change Adaptation in Infrastructure in Infrastructure Planning and Design: Sanitation*; USAID: Washington, DC, 2015.

(25) WHO. *Climate, Sanitation and Health*; World Health Organization: Geneva, Switzerland, 2019.

(26) Peal, A.; Evans, B.; Ahilan, S.; Ban, R.; Blackett, I.; Hawkins, P.; Schoebitz, L.; Scott, R.; Sleight, A.; Strande, L.; et al. Estimating Safely Managed Sanitation in Urban Areas; Lessons Learned From a Global Implementation of Excreta-Flow Diagrams. *Front. Environ. Sci.* **2020**, *8*, 00001.

(27) UN-Water. *Summary Progress Update 2021 – SDG 6 – Water and Sanitation for All*, July 2021 version; United Nations: Geneva, Switzerland, 2021.

(28) WHO and UN-HABITAT. *Progress on Safe Treatment and Use of Wastewater: Piloting the Monitoring Methodology and Initial Findings for SDG Indicator 6.3.1*; World Health Organization and UN-HABITAT: Geneva, Switzerland, 2018.

(29) Van Welie, M. J.; Cherunya, P. C.; Truffer, B.; Murphy, J. T. Analysing transition pathways in developing cities: The case of Nairobi's splintered sanitation regime. *Technological Forecasting and Social Change* **2018**, *137*, 259–271.

(30) Mason, N.; Batley, R.; Harris, D. *The Technical Is Political. Understanding the Political Implications of Sector Characteristics for the Delivery of Sanitation Services*; ODI: London, 2014.

(31) Amin, N.; Liu, P.; Foster, T.; Rahman, M.; Miah, M. R.; Ahmed, G. B.; Kabir, M.; Raj, S.; Moe, C. L.; Willetts, J. Pathogen flows from on-site sanitation systems in low-income urban neighborhoods, Dhaka: A quantitative environmental assessment. *International Journal of Hygiene and Environmental Health* **2020**, *230*, 113619.

(32) Moher, D.; Liberati, A.; Tetzlaff, J.; Altman, D. G. Preferred Reporting Items for Systematic Reviews and Meta-Analyses: The PRISMA Statement. *PLoS Medicine* **2009**, *6* (7), e1000097.

(33) Evans, D. Hierarchy of evidence: a framework for ranking evidence evaluating healthcare interventions. *Journal of Clinical Nursing* **2003**, *12* (1), 77–84.

(34) Greenhalgh, T. *How to Read a Paper: The Basics of Evidence-Based Medicine and Health Care*, 6th ed.; John Wiley & Sons Ltd: Hoboken, NJ, 2019.

(35) Venkataramanan, V.; Crocker, J.; Karon, A.; Bartram, J. Community-Led Total Sanitation: A Mixed-Methods Systematic Review of Evidence and Its Quality. *Environ. Health Perspect.* **2018**, *126* (2), 026001.

(36) World Bank. *World Bank Country and Lending Groups*, 2021. <https://datahelpdesk.worldbank.org/knowledgebase/articles/906519-world-bank-country-and-lending-groups> (accessed 2021-08-22).

(37) Cooper, J. A.; Loomis, G. W.; Amador, J. A. Hell and high water: Diminished septic system performance in coastal regions due to climate change. *PLoS One* **2016**, *11* (9), e0162104.

(38) Morales, I.; Amador, J. A.; Boving, T. Bacteria transport in a soil-based wastewater treatment system under simulated operational and climate change conditions. *J. Environ. Qual.* **2015**, *44* (5), 1459.

(39) O'Driscoll, M. A.; Humphrey, C. P., Jr.; Deal, N. E.; Lindbo, D. L.; Zarate-Bermudez, M. A. Meteorological influences on nitrogen dynamics of a coastal onsite wastewater treatment system. *Journal of Environmental Quality* **2014**, *43* (6), 1873–1885.

(40) Viraraghavan, T. Influence of temperature on the performance of septic tank systems. *Water Air Soil Pollut.* **1977**, *7* (1), 103–110.

(41) Alam, S. S.; Alam, A. J.; Rahman, S. *Urban Climate Resilience, Water and Sanitation: Improving Multi-Stakeholder Collaboration in Dhaka, Bangladesh*; IIED: London, 2015.

(42) Clemen, N.; Boakye, R.; Parker, A. Rapid climate adaptation assessment (Rcaa) of water supply and sanitation services in two coastal urban poor communities in accra, ghana. *Journal of Water and Climate Change* **2020**, *11* (4), 1645–1660.

(43) Purwar, D.; Sliuzas, R.; Flacke, J. Assessment of cascading effects of typhoons on water and sanitation services: A case study of informal settlements in Malabon, Philippines. *International Journal of Disaster Risk Reduction* **2020**, *51*, 101755.

(44) McGill, B. M.; Altchenko, Y.; Hamilton, S. K.; Kenabatho, P. K.; Sylvester, S. R.; Villholth, K. G. Complex interactions between climate change, sanitation, and groundwater quality: a case study from Ramotswa, Botswana. *Hydrogeology Journal* **2019**, *27* (3), 997–1015.

(45) Hoque, B. A.; Huttly, S. R. A.; Aziz, K. M. A.; Hasan, Z.; Patwary, M. Y. Effects of Floods on the Use and Condition of Pit Latrines in Rural Bangladesh. *Disasters* **1989**, *13* (4), 315–321.

(46) Kazi, M. N.; Rahman, M. M. Sanitation strategies for flood-prone areas. Presented at the 25th WEDC Conference: Integrated Development for Water Supply and Sanitation, Addis Ababa, Ethiopia, 1999.

(47) Heath, T. T.; Parker, A. H.; Weatherhead, E. K. Testing a rapid climate change adaptation assessment for water and sanitation providers in informal settlements in three cities in sub-Saharan Africa. *Environment and Urbanization* **2012**, *24* (2), 619–637.

(48) Chanda Shimi, A.; Ara Parvin, G.; Biswas, C.; Shaw, R. Impact and adaptation to flood: A focus on water supply, sanitation and health problems of rural community in Bangladesh. *Disaster Prevention and Management* **2010**, *19* (3), 298–313.

(49) Chaggu, E.; Mashauri, D.; Buuren, J. V.; Sanders, W.; Lettinga, G. Excreta Disposal in Dar-es-Salaam. *Environmental Management* **2002**, *30* (5), 609–620.

(50) Alfaro Marolo, C.; Ciro German, A.; Thiessen Kendall, J.; Ng, T. Case Study of Degrading Permafrost Beneath a Road Embankment. *Journal of Cold Regions Engineering* **2009**, *23*, 93–111.

(51) Aursand, P. O.; Evensen, R.; Lerfald, B. O. Climate changes in Norway: factors affecting pavement performance. In *Proceedings of the Ninth International Conference on the Bearing Capacity of Roads, Railways and Airfields*; Akademika Publishing, 2013; pp 537–544.

(52) Chen, X.; Zhang, Z. Effects of Hurricanes Katrina and Rita Flooding on Louisiana Pavement Performance. *Geotechnical Special Publication 239: Proceedings of the Geo-Shanghai 2014 International Conference*; Huang, B., Zhao, S., Eds.; ASCE: Reston, VA, 2014; pp 212–221.

(53) Elshaer, M.; Ghayoomi, M.; Daniel, J. S. Impact of subsurface water on structural performance of inundated flexible pavements. *International Journal of Pavement Engineering* **2019**, *20* (8), 947–957.

(54) Hemed, A.; Ouadif, L.; Bahi, L.; Lahmili, A. Impact of climate change on pavements. *E3S Web of Conferences*; EDP Sciences: Les Ulis, France, 2020.

(55) Ismail, M. S. N.; Ghani, A. N. A. An Overview of Road Damages Due to Flooding: Case Study in Kedah State, Malaysia. In *Proceedings of the International Conference of Global Network for Innovative Technology and Awam International Conference in Civil Engineering*; Aziz, H. A., AbuBakar, B. H., Johari, M. A. M., Keong, C. K., Yusoff, M. S., Hasan, M. R. M., Ramli, M. H., Halim, H., Eds.; AIP Publishing: Melville, NY, 2017.

(56) Mallick, R. B.; Jacobs, J. M.; Miller, B. J.; Daniel, J. S.; Kirshen, P. Understanding the impact of climate change on pavements with CMIP5, system dynamics and simulation. *International Journal of Pavement Engineering* **2018**, *19* (8), 697–705.

- (57) Mallick, R. B.; Radzicki, M. J.; Daniel, J. S.; Jacobs, J. M. Use of System Dynamics to Understand Long-Term Impact of Climate Change on Pavement Performance and Maintenance Cost. *Transportation Research Record* **2014**, 2455 (2455), 1–9.
- (58) Mills, B. N.; Tighe, S. L.; Andrey, J.; Smith, J. T.; Huen, K. Climate change implications for flexible pavement design and performance in Southern Canada. *Journal of Transportation Engineering* **2009**, 135 (10), 773–782.
- (59) Tighe, S. L.; Smith, J.; Mills, B.; Andrey, J. Evaluating Climate Change Impact on Low-Vol. Roads in Southern Canada. *Transp. Res. Rec.* **2008**, 2053, 9–16.
- (60) Mndawe, M. B.; Ndambuki, J. M.; Kupolati, W. K.; Badejo, A. A.; Dunbar, R. Assessment of the effects of climate change on the performance of pavement subgrade. *African Journal of Science, Technology, Innovation and Development* **2015**, 7 (2), 111–115.
- (61) Qiao, Y.; Santos, J.; Stoner, A. M. K.; Flinstch, G. Climate change impacts on asphalt road pavement construction and maintenance: An economic life cycle assessment of adaptation measures in the State of Virginia, United States. *Journal of Industrial Ecology* **2020**, 24 (2), 342–355.
- (62) Shao, Z.; Jenkins, G.; Oh, E. Assessing the impacts of climate change on road infrastructure. *Int. J. GEOMATE* **2017**, 13 (38), 120–128.
- (63) Sultana, M.; Chai, G.; Chowdhury, S.; Martin, T. Deterioration of flood affected Queensland roads – An investigative study. *International Journal of Pavement Research and Technology* **2016**, 9 (6), 424–435.
- (64) Sultana, M.; Chai, G.; Chowdhury, S.; Martin, T. *Rapid Deterioration of Pavements Due to Flooding Events in Australia*. In *Geotechnical Special Publication 262: Geo-China 2016: Innovative and Sustainable Solutions in Asphalt Pavements*; Singh, D., Hu, C., Valentin, J., Liu, Z., Eds.; ASCE: Reston, VA, 2016; pp 104–112.
- (65) Sultana, M.; Chowdhury, S.; Chai, G.; Martin, T. Modelling rapid deterioration of flooded pavements. *Road and Transport Research* **2016**, 25 (2), 3–14.
- (66) Thiam, P. M.; Dore, G.; Bilodeau, J. P. Effect of the future increases of precipitation on the long-term performance of roads. In *Ninth International Conference on the Bearing Capacity of Roads, Railways and Airfields, Trondheim, Norway*; Akademika Publishing, 2013; pp 545–554.
- (67) Ying, L. K.; Abdul Ghani, A. N. Rainfall characteristics and its effect on road infrastructure health. *Int. J. Integr. Eng.* **2019**, 11 (9), 234–246.
- (68) Zhang, Z.; Wu, Z.; Martinez, M.; Gaspard, K. Pavement structures damage caused by Hurricane Katrina flooding. *Journal of Geotechnical and Geoenvironmental Engineering* **2008**, 134 (5), 633–643.
- (69) Bilodeau, J. P.; Drolet, F. P.; Doré, G.; Sottile, M. F. Effect of Climate Changes Expected during Winter on Pavement Performance. In *Proceedings of the International Conference on Cold Regions Engineering*; ASCE: Reston, VA, 2015; pp 617–628.
- (70) Anarde, K. A.; Kameshwar, S.; Irza, J. N.; Nittrouer, J. A.; Lorenzo-Trueba, J.; Padgett, J. E.; Sebastian, A.; Bedient, P. B. Impacts of Hurricane Storm Surge on Infrastructure Vulnerability for an Evolving Coastal Landscape. *Nat. Hazards Rev.* **2018**, 19 (1), 04017020.
- (71) Mosqueda, G.; Porter, K. A.; O'Connor, J.; McAnany, P. Damage to engineered buildings and bridges in the wake of hurricane Katrina. In *Forensic Engineering Sessions of the 2007 Structures Congress*; Stovner, E. C., Ed.; ASCE: Reston, VA, 2007.
- (72) Stoner, A. M. K.; Daniel, J. S.; Jacobs, J. M.; Hayhoe, K.; Scott-Fleming, I. Quantifying the Impact of Climate Change on Flexible Pavement Performance and Lifetime in the United States. *Transportation Research Record* **2019**, 2673 (1), 110–122.
- (73) Alhassan, H. M.; Ben-Edigbe, J. Effect of rainfall intensity variability on highway capacity. *Eur. J. Sci. Res.* **2011**, 49 (1), 18–27.
- (74) Balakrishnan, S.; Zhang, Z.; Machemehl, R.; Murphy, M. R. Mapping resilience of Houston freeway network during Hurricane Harvey using extreme travel time metrics. *International Journal of Disaster Risk Reduction* **2020**, 47, 101565.
- (75) Bíl, M.; Vodák, R.; Kubeček, J.; Bílová, M.; Sedoník, J. Evaluating road network damage caused by natural disasters in the Czech Republic between 1997 and 2010. *Transportation Research Part A: Policy and Practice* **2015**, 80, 90–103.
- (76) Bucar, R. C. B.; Hayeri, Y. M. Quantitative Assessment of the Impacts of Disruptive Precipitation on Surface Transportation. *Reliability Engineering System Safety* **2020**, 203, 107105.
- (77) Chang, H.; Lafrenz, M.; Jung, I.-W.; Figliozzi, M.; Platman, D.; Pederson, C. Potential Impacts of Climate Change on Flood-Induced Travel Disruptions: A Case Study of Portland, Oregon, USA. *Annals of the Association of American Geographers* **2010**, 100 (4), 938–952.
- (78) Chang, H.; Lafrenz, M.; Jung, I. W.; Figliozzi, M.; Platman, D. Potential Impacts of Climate Change on Urban Flooding: Implications for Transportation Infrastructure and Travel Disruption. In *2009 International Conference on Ecology and Transportation (ICOET 2009)*, Duluth, Minnesota; Wagner, P. J., Nelson, D., Murray, E., Eds.; Center for Transportation and the Environment, North Carolina State University, Raleigh NC, 2009; pp 72–79.
- (79) Ebuzoeme, O. D.-F. Evaluating the effects of flooding in six communities in Awka Anambra state of Nigeria. *J. Environ. Earth Sci.* **2015**, 5 (4), 26–38.
- (80) Friedrich, E.; Timol, S. Climate change and urban road transport - A South African case study of vulnerability due to sea level rise. *Journal of the South African Institution of Civil Engineering* **2011**, 53 (2), 14–22.
- (81) Jacobs, J. M.; Cattaneo, L. R.; Sweet, W.; Mansfield, T. Recent and Future Outlooks for Nuisance Flooding Impacts on Roadways on the US East Coast. *Transportation Research Record* **2018**, 2672 (2), 1–10.
- (82) Lu, Q.-C.; Peng, Z.-R. Vulnerability Analysis of Transportation Network Under Scenarios of Sea Level Rise. *Transportation Research Record* **2011**, 2263 (2263), 174–181.
- (83) Mitsakis, E.; Stamos, I.; Diakakis, M.; Salanova Grau, J. M. S. Impacts of high-intensity storms on urban transportation: applying traffic flow control methodologies for quantifying the effects. *Int. J. Environ. Sci. Technol.* **2014**, 11 (8), 2145–2154.
- (84) Mitsakis, E.; Stamos, I.; Papanikolaou, A.; Aifadopoulou, G.; Kontoes, H. Assessment of extreme weather events on transport networks: case study of the 2007 wildfires in Peloponnesus. *Natural Hazards* **2014**, 72 (1), 87–107.
- (85) Prahara, S.; Chen, T. D.; Zahura, F. T.; Behl, M.; Goodall, J. L. Estimating impacts of recurring flooding on roadway networks: a Norfolk, Virginia case study. *Nat. Hazards* **2021**, 107, 2363.
- (86) Pyatkova, K.; Chen, A. S.; Butler, D.; Vojinović, Z.; Djordjević, S. Assessing the knock-on effects of flooding on road transportation. *Journal of Environmental Management* **2019**, 244, 48–60.
- (87) Read, W.; Reed, D. The 2006 Hanukkah Eve Storm and Associated Civil Infrastructure Damage in the Cascadia Region of the United States and Canada. In *12th Americas Conference on Wind Engineering 2013, ACWE 2013: Wind Effects on Structures, Communities, and Energy Generation*; Curran Associates, Inc.: Red Hook, NY, 2013; pp 1296–1315.
- (88) Suarez, P.; Anderson, W.; Mahal, V.; Lakshmanan, T. R. Impacts of flooding and climate change on urban transportation: A systemwide performance assessment of the Boston Metro Area. *Transportation Research Part D: Transport and Environment* **2005**, 10 (3), 231–244.
- (89) Diakakis, M.; Boufidis, N.; Salanova Grau, J. M.; Andreadakis, E.; Stamos, I. A systematic assessment of the effects of extreme flash floods on transportation infrastructure and circulation: The example of the 2017 Mandra flood. *International Journal of Disaster Risk Reduction* **2020**, 47, 101542.
- (90) Noi, L. V. T.; Nitivattananon, V. Assessment of vulnerabilities to climate change for urban water and wastewater infrastructure management: Case study in Dong Nai river basin, Vietnam. *Environmental Development*. **2015**, 16, 119–137.

- (91) Kenward, A.; Zenes, N.; Bronzan, J.; Brady, J.; Shah, K. *Overflow: Climate Change, Heavy Rain, and Sewage*; Climate Central: Princeton, NJ, 2016.
- (92) Bendel, D.; Beck, F.; Dittmer, U. Modeling climate change impacts on combined sewer overflow using synthetic precipitation time series. *Water Sci. Technol.* **2013**, *68* (1), 160–166.
- (93) Zamanian, S.; Rahimi, M.; Shafieezadeh, A. Resilience of Sewer Networks to Extreme Weather Hazards: Past Experiences and an Assessment Framework. In *Pipelines 2020: Utility Engineering, Surveying, and Multidisciplinary Topics - Proceedings of Sessions of the Pipelines 2020 Conference*; Pulido, J. F., Poppe, M., Eds.; ASCE: Reston, VA, 2020; pp 50–59.
- (94) Nie, L.; Lindholm, O.; Lindholm, G.; Syversen, E. Impacts of climate change on urban drainage systems - a case study in Fredrikstad, Norway. *Urban Water Journal* **2009**, *6* (4), 323–332.
- (95) Nilsen, V.; Lier, J. A.; Bjerkholt, J. T.; Lindholm, O. G. Analysing urban floods and combined sewer overflows in a changing climate. *Journal of Water and Climate Change* **2011**, *2* (4), 260–271.
- (96) Fortier, C.; Mailhot, A. Climate change impact on combined sewer overflows. *J. Water Resour. Plann. Manage.* **2015**, *141* (5), 04014073.
- (97) Gamerith, V.; Olsson, J.; Camby, D.; Hochedlinger, M.; Kutschera, P.; Schlobinski, S.; Gruber, G. Assessment of Combined Sewer Overflows under Climate Change Urban Drainage Pilot Study Linz. Presented at the IWA World Congress on Water, Climate and Energy, Dublin, Ireland, May 14–18, 2012.
- (98) Kleidorfer, M.; Mikovits, C.; Jasper-Toennies, A.; Huttenlau, M.; Einfalt, T.; Rauch, W. Impact of a changing environment on drainage system performance. In *12th International Conference on Computing and Control for the Water Industry, CCWI2013*; Brunone, B., Giustolisi, O., Ferrante, M., Laucelli, D., Meniconi, S., Berardi, L., Campisano, A., Eds.; Elsevier: Amsterdam, Netherlands, 2014; pp 943–950.
- (99) Tait, S. J.; Ashley, R. M.; Cashman, A.; Blanksby, J.; Saul, A. J. Sewer system operation into the 21st century, study of selected responses from a UK perspective. *Urban Water Journal* **2008**, *5* (1), 79–88.
- (100) Gooré Bi, E.; Monette, F.; Gachon, P.; Gaspéri, J.; Perrodin, Y. Quantitative and qualitative assessment of the impact of climate change on a combined sewer overflow and its receiving water body. *Environmental Science and Pollution Research* **2015**, *22* (15), 11905–11921.
- (101) The World Bank. *Resilient Water Supply and Sanitation Services: The Case of Japan*; World Bank: Washington, DC, 2018; p viiip.
- (102) Danilenko, A.; Dickson, E.; Jacobsen, M. *Climate Change and Urban Water Utilities: Challenges and Opportunities*; World Bank Group: Washington DC, 2010.
- (103) Abdellatif, M.; Atherton, W.; Alkhaddar, R. Assessing combined sewer overflows with long lead time for better surface water management. *Environmental Technology (United Kingdom)* **2014**, *35* (5), 568–580.
- (104) Abdellatif, M.; Atherton, W.; Alkhaddar, R. M.; Osman, Y. Z. Quantitative assessment of sewer overflow performance with climate change in northwest England. *Hydrological Sciences Journal* **2015**, *60* (4), 636–650.
- (105) Butler, D.; McEntee, B.; Onof, C.; Hagger, A. Sewer storage tank performance under climate change. *Water science and technology: a journal of the International Association on Water Pollution Research* **2007**, *56*, 29–35.
- (106) Kleidorfer, M.; Möderl, M.; Sitzenfrei, R.; Urich, C.; Rauch, W. A case independent approach on the impact of climate change effects on combined sewer system performance. *Water science and technology: a journal of the International Association on Water Pollution Research* **2009**, *60*, 1555–1564.
- (107) Abdellatif, M.; Atherton, W.; Alkhaddar, R.; Osman, Y. Flood risk assessment for urban water system in a changing climate using artificial neural network. *Natural Hazards* **2015**, *79* (2), 1059–1077.
- (108) Abdellatif, M.; Atherton, W.; Alkhaddar, R.; Osman, Y. Application of the UKCP09 WG outputs to assess performance of combined sewers system in a changing climate. *J. Hydrol. Eng.* **2015**, *20* (9), 05014031.
- (109) Hlodversdottir, A. O.; Bjornsson, B.; Andradottir, H. O.; Eliasson, J.; Crochet, P. Assessment of flood hazard in a combined sewer system in Reykjavik city centre. *Water Sci. Technol.* **2015**, *71* (10), 1471–1477.
- (110) Aralp, C. L.; Scheri, J. J.; O'Sullivan, K. Recovering Sandy: Rehabilitation of Wastewater Pumping Stations after Superstorm Sandy. In *World Environmental And Water Resources Congress 2016: Water, Wastewater, and Stormwater and Urban Watershed Symposium - Papers from Sessions of the Proceedings of the 2016*; Pathak, C. S., Reinhard, D., Eds.; ASCE: Reston, VA, 2016; pp 294–302.
- (111) Shorney, F. L. Impacts and lessons learned from the flood of 1993. *Public Works* **1994**, *125* (7), 38–40.
- (112) Sanders, D. A. Damage to wastewater treatment facilities from Great Flood of 1993. *J. Environ. Eng.* **1997**, *123* (1), 54–60.
- (113) Takamatsu, M.; Nakazato, T.; Fischer, R.; Satoh, H.; Bonaccorso, F.; Grey, G. Climatological disasters and their impact on wastewater treatment infrastructure - A comparison of Japan's tsunami and superstorm Sandy STP damage, response, and mitigation. In *87th Annual Water Environment Federation Technical Exhibition and Conference, WEFTEC 2014*; Curran Associates, Inc.: Red Hook, NY, 2014; pp 1250–1261.
- (114) Allouche, E. N. Assessment of Damage to Urban Buried Infrastructure in the Aftermath of Hurricanes Katrina and Rita. In *Pipelines 2006: Service to the Owner American Society of Civil Engineers*; Atalah, A., Trembley, A., Eds.; ASCE: Reston, VA, 2006; p 8.
- (115) Semadeni-Davies, A.; Hernebring, C.; Svensson, G.; Gustafsson, L.-G. The impacts of climate change and urbanisation on drainage in Helsingborg, Sweden: Combined sewer system. *Journal of Hydrology* **2008**, *350* (1–2), 100–113.
- (116) Cahoon, L. B.; Hanke, M. H. Inflow and infiltration in coastal wastewater collection systems: Effects of rainfall, temperature, and sea level. *Water Environment Research* **2019**, *91* (4), 322–331.
- (117) Budd, E.; Babcock, R. W.; Spirandelli, D.; Shen, S.; Fung, A. Sensitivity analysis of a groundwater infiltration model and sea-level rise applications for coastal sewers. *Water* **2020**, *12* (3), 923.
- (118) Cao, A.; Esteban, M.; Mino, T. Adapting wastewater treatment plants to sea level rise: learning from land subsidence in Tohoku, Japan. *Natural Hazards* **2020**, *103* (1), 885–902.
- (119) Flood, J. F.; Cahoon, L. B. Risks to coastal wastewater collection systems from sea-level rise and climate change. *J. Coastal Res.* **2011**, *274* (4), 652–660.
- (120) Teichmann, M.; Szeligova, N.; Kuda, F. Influence of flash floods on the drainage systems of the urbanized areas. In *Advances and Trends in Engineering Sciences and Technologies III- Proceedings of the 3rd International Conference on Engineering Sciences and Technologies, ESaT 2018*; Ali, M. A., Platko, P., Eds.; CRC Press: London, 2019; pp 623–628.
- (121) Wood, D. M.; Roche, A.; Chokshi, M.; May, K. Preparing the San Francisco sewer system for the looming compound challenge of climate change induced rainfall, extreme tides, and sea level rise. In *88th Annual Water Environment Federation Technical Exhibition and Conference, WEFTEC 2015*; Curran Associates, Inc.: Red Hook, NY, 2015; pp 6399–6415.
- (122) Langeveld, J. G.; Schilperoort, R. P. S.; Weijers, S. R. Climate change and urban wastewater infrastructure: There is more to explore. *Journal of Hydrology* **2013**, *476*, 112–119.
- (123) Chappelle, C.; McCann, H.; Jassby, D.; Schwabe, K.; Szeptycki, L. *Managing Wastewater in a Changing Climate*; Public Policy Institute of California: San Francisco, CA, 2019.
- (124) Draude, S.; Keedwell, E.; Hiscock, R.; Kapelan, Z. A statistical analysis on the effect of preceding dry weather on sewer blockages in South Wales. *Water Sci. Technol.* **2019**, *80* (12), 2381–2391.
- (125) Peal, A.; Evans, B.; Blackett, I.; Hawkins, P.; Heymans, C. Fecal sludge management: a comparative analysis of 12 cities. *Journal*

of Water, Sanitation and Hygiene for Development 2014, 4 (4), 563–575.

(126) EPA. *Septic Systems Overview*, 2022. <https://www.epa.gov/septic/septic-systems-overview> (accessed 2022-01-23).

(127) The World Bank and Australian Aid. *East Asia and the Pacific Region. Urban Sanitation Review: A Call for Action*; The World Bank: Washington, DC, 2013.

(128) Ross, I.; Scott, R.; Ravikumar, J. *Fecal Sludge Management: Diagnostics for Service Delivery in Urban Areas - Case Study in Dhaka, Bangladesh*; World Bank Group: Washington, DC, 2016.

(129) Rizk, T.; Bhattarai, R. P. Austin water utility wastewater treatment plants flood preparedness, management, and response. In *87th Annual Water Environment Federation Technical Exhibition and Conference, WEFTEC 2014*; Curran Associates, Inc.: Red Hook, NY, 2014; pp 6505–6529.

(130) Fry, L. M.; Mihelcic, J. R.; Watkins, D. W. Water and Nonwater-related Challenges of Achieving Global Sanitation Coverage. *Environ. Sci. Technol.* 2008, 42 (12), 4298–4304.

(131) Davis, J. A.; Bursztynsky, T. A. Effects of water conservation on municipal wastewater treatment facilities. *J. - Water Pollut. Control Fed.* 1980, 52 (4), 730–739.

(132) Mines, R. O., Jr.; Lackey, L. W.; Behrend, G. H. The impact of rainfall on flows and loadings at Georgia's wastewater treatment plants. *Water, Air, and Soil Pollution* 2007, 179 (1–4), 135–157.

(133) Govere, S.; Chikazhe, J.; Mandipa, C. T. Nutrient removal capacities of a domestic wastewater treatment plant under varying rainfall intensities. *EJEAFChe, Electron. J. Environ., Agric. Food Chem.* 2010, 9 (10), 1619–1630.

(134) Abdulla, F.; Farahat, S. Impact of Climate Change on the Performance of Wastewater Treatment Plant: Case study Central Irbid WWTP (Jordan). *Procedia Manufacturing* 2020, 44, 205–212.

(135) Budicin, A. N. *Analysis of Drought Associated Impacts on the City of San Bernardino Municipal Water Department's Wastewater Flow Rates and Constituent Concentrations*. M.S. Thesis, California State University, San Bernardino, CA, 2016.

(136) Adin, A.; Baumann, E. R.; Warner, F. D. EVALUATION OF TEMPERATURE EFFECTS ON TRICKLING FILTER PLANT PERFORMANCE. *Water Sci. Technol.* 1985, 17 (2–3), 53–67.

(137) Pang, Y.; Zhang, Y.; Yan, X.; Ji, G. Cold Temperature Effects on Long-Term Nitrogen Transformation Pathway in a Tidal Flow Constructed Wetland. *Environ. Sci. Technol.* 2015, 49 (22), 13550–13557.

(138) Plosz, B. G.; Liltved, H.; Ratnaweera, H. Climate change impacts on activated sludge wastewater treatment: a case study from Norway. *Water Sci. Technol.* 2009, 60 (2), 533–541.

(139) Hwang, J. H.; Oleszkiewicz, J. A. Effect of Cold-Temperature Shock on Nitrification. *Water Environment Research* 2007, 79 (9), 964–968.

(140) Kenward, A.; Yawitz, D.; Raja, U. *Sewage Overflows From Hurricane Sandy*; Climate Central: Princeton, NJ, 2013.

(141) Scott, P.; Cotton, A. P. The Sanitation Cityscape – Toward a Conceptual Framework for Integrated and Citywide Urban Sanitation. *Front. Environ. Sci.* 2020, 8, 00070.

(142) Gambrell, M.; Gilsdorf, R. J.; Kotwal, N. Citywide Inclusive Sanitation—Business as Unusual: Shifting the Paradigm by Shifting Minds. *Front. Environ. Sci.* 2020, 7, 00201.

(143) IPCC. *Climate Change 2021. The Physical Science Basis. Contribution of Working Group I to the Sixth Assessment Report of the Intergovernmental Panel on Climate Change*; Masson-Delmotte, V., Zhai, P., Pirani, A., Connors, S. L., Péan, C., Berger, S., Caud, N., Chen, Y., Goldfarb, L., Gomis, M. I., Huang, M., Leitzell, K., Lonnoy, E., Matthews, J. B. R., Maycock, T. K., Waterfield, T., Yelekçi, O., Yu, R., Zhou, B., Eds.; Cambridge University Press: Cambridge, U.K., in press 2021.

(144) Narayan, A. S.; Marks, S. J.; Meierhofer, R.; Strande, L.; Tilley, E.; Zurbrugg, C.; Lüthi, C. Advancements in and Integration of Water, Sanitation, and Solid Waste for Low- and Middle-Income Countries. *Annual Review of Environment and Resources* 2021, 46 (1), 193–219.

(145) Pescaroli, G.; Alexander, D. Critical infrastructure, panarchies and the vulnerability paths of cascading disasters. *Natural Hazards* 2016, 82 (1), 175–192.

(146) Patz, J. A.; Vavrus, S. J.; Uejio, C. K.; McLellan, S. L. Climate Change and Waterborne Disease Risk in the Great Lakes Region of the U.S. *American Journal of Preventive Medicine* 2008, 35 (5), 451–458.

(147) Mara, D.; Evans, B. The sanitation and hygiene targets of the sustainable development goals: scope and challenges. *Journal of Water, Sanitation and Hygiene for Development* 2018, 8 (1), 1–16.

(148) Fankhauser, S.; Burton, I. Spending adaptation money wisely. *Climate Policy* 2011, 11 (3), 1037–1049.

(149) Mason, N.; Pickard, S.; Watson, C.; Klanten, B.; Calow, R. *Just Add Water: A Landscape Analysis of Climate Finance for Water*; ODI and WaterAid: London, 2020.

(150) Mikhael, G.; Hyde-Smith, L.; Twyman, B.; Sánchez Trancón, D.; Jabagi, E.; Bamford, E. *Climate Resilient Urban Sanitation: Accelerating the Convergence of Sanitation and Climate Action*. Eschborn: Deutsche Gesellschaft für Internationale Zusammenarbeit and Resilient Cities Network: Bonn and Eschborn, Germany, 2021.

NOTE ADDED AFTER ASAP PUBLICATION

Due to a production error, reference 50 was erroneously deleted from the paper and published ASAP on April 12, 2022. The corrected version was reposted on April 14, 2022.

Recommended by ACS

Transitioning from a Human Right to an Infrastructure Service: Water, Wastewater, and Displaced Persons in Germany

Jessica A. Kaminsky and Kasey M. Faust

OCTOBER 02, 2017
ENVIRONMENTAL SCIENCE & TECHNOLOGY

READ 

Delivering Drinking Water by Truck in Humanitarian Contexts: Results from Mixed-Methods Evaluations in the Democratic Republic of the Congo and Bangladesh

Mustafa Sikder, Daniele Lantagne, et al.

MARCH 27, 2020
ENVIRONMENTAL SCIENCE & TECHNOLOGY

READ 

Implications of Social Distancing Policies on Drinking Water Infrastructure: An Overview of the Challenges to and Responses of U.S. Utilities during the COVID-19...

Lauryn A. Spearing, Kasey M. Faust, et al.

DECEMBER 30, 2020
ACS ES&T WATER

READ 

Human-Infrastructure Interactions during the COVID-19 Pandemic: Understanding Water and Electricity Demand Profiles at the Building Level

Lauryn A. Spearing, Kasey M. Faust, et al.

NOVEMBER 02, 2021
ACS ES&T WATER

READ 

Get More Suggestions >