



This is a repository copy of *A comparison of environmental impact of various silicas using a green chemistry evaluator*.

White Rose Research Online URL for this paper:

<https://eprints.whiterose.ac.uk/185098/>

Version: Accepted Version

---

**Article:**

Brambila, C., Boyd, P., Keegan, A. et al. (4 more authors) (2022) A comparison of environmental impact of various silicas using a green chemistry evaluator. *ACS Sustainable Chemistry and Engineering*, 10 (16). pp. 5288-5298.

<https://doi.org/10.1021/acssuschemeng.2c00519>

---

This document is the Accepted Manuscript version of a Published Work that appeared in final form in *ACS Sustainable Chemistry and Engineering*, copyright © American Chemical Society after peer review and technical editing by the publisher. To access the final edited and published work see <https://doi.org/10.1021/acssuschemeng.2c00519>.

**Reuse**

Items deposited in White Rose Research Online are protected by copyright, with all rights reserved unless indicated otherwise. They may be downloaded and/or printed for private study, or other acts as permitted by national copyright laws. The publisher or other rights holders may allow further reproduction and re-use of the full text version. This is indicated by the licence information on the White Rose Research Online record for the item.

**Takedown**

If you consider content in White Rose Research Online to be in breach of UK law, please notify us by emailing [eprints@whiterose.ac.uk](mailto:eprints@whiterose.ac.uk) including the URL of the record and the reason for the withdrawal request.



[eprints@whiterose.ac.uk](mailto:eprints@whiterose.ac.uk)  
<https://eprints.whiterose.ac.uk/>

# **A comparison of environmental impact of various silicas using a green chemistry evaluator**

Carlos Brambila<sup>a</sup>, Peter Boyd<sup>a</sup>, Amber Keegan<sup>a</sup>, Pankaj Sharma<sup>b</sup>, Caleb Vetter<sup>c</sup>, Ettigounder Ponnusamy<sup>c</sup>, Siddharth V. Patwardhan<sup>a\*</sup>

<sup>a</sup> Green Nanomaterials Research Group, Department of Chemical and Biological Engineering, University of Sheffield, Mappin Street, Sheffield S1 3JD, UK

<sup>b</sup> Sigma-Aldrich Chemicals Pvt. Ltd. (Merck Group), Tower 2, Electronic City, Bangalore 560100, India

<sup>c</sup> MilliporeSigma, 545 South Ewing, St. Louis, MO 63103

\* Corresponding author: [s.patwardhan@sheffield.ac.uk](mailto:s.patwardhan@sheffield.ac.uk)

## Abstract

To answer questions surrounding the sustainability of silica production, MilliporeSigma's DOZN™ 2.0 Green Chemistry Evaluator was employed as it provides quantitative values based on the 12 Principles of Green Chemistry. As a first study using DOZN™ 2.0 to evaluate the greenness of nanomaterials, a range of silica types were considered and their greenness scores compared. These included low- and high-value silicas, both commercial and emerging such as precipitated, gel, fumed, colloidal, mesoporous and bioinspired silicas. When surveying these different types of silicas, it became clear that while low value silicas have excellent greenness scores, high-value silicas perform poorly on this scale. This highlighted the tension between high-value silicas that are desired for emerging markets and the sustainability of their synthesis. The calculations were able to quantify the issues pertaining to the energy-intensive reactions and subsequent removal of soft templates for the sol-gel processes. The importance of avoiding problematic solvents during processes and particularly as waste were identified. The calculations were also able to compare the amount of waste generated as well as their hazardous nature. The effects of synthesis conditions on greenness scores were also investigated in order to better understand the relationship between the production process and their sustainability.

## Keywords

DOZN, sustainability, bioinspired silica, green nanomaterials, energy, solvents.

*We confirm that all images including TOC graphic were original and created/taken by an author of this manuscript.*

## Introduction

Silica, is a core constituent of a variety of products, spanning from rubber<sup>1-3</sup> to high-precision drug delivery systems<sup>4-6</sup>. This variety of applications is enabled by the physical and chemical variations that silica can produce under different synthesis and processing conditions. The development of technologies across health and other high-value industries continues to increase the need for silica products with highly controlled and intricate structures and functionalities<sup>7, 8</sup>. The steps in silica synthesis determine the cost, application, and impact of numerous established and emerging products. For that reason, silica technology is an impactful branch of knowledge where every development can improve the capabilities of multiple industries, their environmental effect, and their influence upon our quality of life.

Nano-structured silicas continue to gain particular interest for high-value applications over their bulk counterparts<sup>9, 10</sup>. These materials can be engineered to take advantage of the chemical and physical phenomena that occur at the nanoscale. As such, silica nanomaterials offer a diverse range of properties, from the mesoporous silicas featuring unique porous structures and high surface areas<sup>11, 12</sup> to the amorphous colloidal silicas with tunable optical properties<sup>13, 14</sup>. Mesoporous silicas have proven especially relevant for high-value emerging technologies like catalysis, separations, and drug delivery systems. Adding to their high surface area, uniform pore sizes and pore volumes, mesoporous silicas also benefit from facile functionalisation capabilities<sup>15, 16</sup>.

Given the relevance of the industries and applications mentioned above, it would be reasonable to expect nanostructured silicas to be found in numerous end-user products, and for their manufacture at large scale to be an established industry. Unfortunately, even the well-known varieties like MCM-41 are difficult to secure in quantities larger than a few hundred grammes, and their extremely high production costs impede any industrial scale application or even pilot-plant testing. These issues are likely to be associated with the conditions needed to synthesise mesoporous silicas (e.g. reactions time of hours to days, extremes of pH and high temperatures) but this has not been quantified yet.

An interesting contrast can be found when comparing the harsh synthesis conditions of mesoporous silicas and the natural occurrence of complex porous structures in biosilica.<sup>17, 18</sup>, which takes place under mild conditions such as room temperature, ambient pressure, and aqueous media. Bio-inspired synthesis seeks to replicate these highly efficient biological mechanisms by designing synthetic molecules that can enable silica synthesis under mild conditions while allowing control of the structural and functional properties of nanostructured products.<sup>19-21</sup> This bioinspired approach has also proven promising for other industrially

desirable materials including titania <sup>22</sup>, magnetite <sup>23</sup> and zinc oxide nanoparticles <sup>24</sup>.. Bioinspired synthesis has been shown to produce a pure silica product of tunable nanostructure at room temperature <sup>25</sup>. When considering the functionalisation capabilities of bioinspired silica and the improved ability of BIS to encapsulate drugs and biomolecules, their commercial desirability becomes even more apparent <sup>26, 27</sup>. Nonetheless, some aspects of sustainability can be more complex and entail a variety of factors, which raises the need for a reliable method to quantify the sustainability of BIS route.

Traditionally, sustainability studies have focused mainly on analysing the toxicity of a product <sup>28</sup>. This, while vastly important, is not a useful approach when comparing various processes that produce similar products, as is the case with silica synthesis. Furthermore, if a manufacturing operation results in toxic waste and by-products, the environmental impact of these should be contemplated as much as the toxicity of the main product. Such limitations exemplify the need for a holistic sustainability evaluation that comprehends all variables that can contribute to the environmental impact of an industrial process.

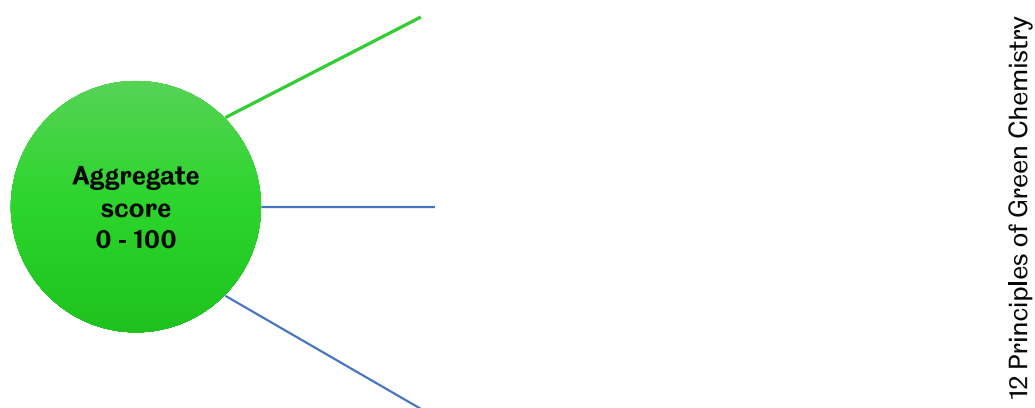
Several sustainability frameworks have been developed seeking to assess, albeit sometimes qualitatively, the greenness or environmental impact of any specific product. Notable advances include the NSF/GCI/ANSI 355-2011 industrial standard <sup>29</sup>, which provides a standardised methodology for comparison of chemicals, which improves the transparency of industrial production. However, the scope of this standard does not extend to account for the end-of-life stages of the product. A more promising alternative is the iSUSTAIN Green Chemistry Index developed by Beyond Benign, Cytec Industries and Sopheon, which focuses on gate-to-gate assessment of health, safety, product use and disposal <sup>30</sup>.. However, by assigning values within the same scale to all results, the user can be misled to think that all factors have similar impact on the sustainability of the product. These proprietary formulas and ambiguous results can also make this green chemistry metric (GCM) significantly lacking in transparency.

Several major industries have developed their own GCMs for accountability and control throughout their supply chain.. A major example can be found in the Selection Guidelines developed by GlaxoSmithKline, which generally use global-warming potential and process mass intensity (PMI) to evaluate the environmental impact of new pharmaceutical compounds <sup>31</sup>. Other proprietary GCMs developed by the pharmaceutical industry include the Solvent Selection Guide by GSK and Merck <sup>32</sup>. This metric considers waste prevention, yield analysis and operational safety for a wide selection of solvents. Other noteworthy efforts include their FLASC (Fast Lifecycle Assessment of Synthetic Chemistry) tool <sup>33</sup>, which expands on the

global warming potential and waste production of products and processes but omits such considerations as accident prevention or atom economy.

While the examples above and other notable GCM frameworks<sup>34-36</sup> can certainly be used to improve on the sustainability of new and existing processes, none of them target all the three major goals of green chemistry: minimising the use and production of hazardous substances, reducing waste, and lowering the demand of non-renewable resources. These three priorities are comprehensively fulfilled by the 12 Principles of Green Chemistry, as developed by Anastas and Warner<sup>37</sup>. This conceptual framework contemplates both health and environmental risks, as well as resource efficiency from a lifecycle perspective, ranging from raw materials extraction to end-of-life bioaccumulation. The reliability and breadth of application of this framework has led it to be adopted by all major chemical societies.

A notable limitation to the applicability of the 12 Principles lies in its conceptual or qualitative nature. Seeking to overcome these limitations, the DOZN™ 2.0 Green Chemistry Evaluator was developed as a unique GCM founded upon the 12 principles<sup>38</sup>. By incorporating standardised calculations into the application of the 12 Principles framework, DOZN™ 2.0 has been able to provide users across different disciplines with reliable sustainability measurements, which have enabled the comparative assessment of greener alternatives for chemistry- and biology-based products. Further details on the description of this tool and the equations constituting the DOZN™ 2.0 algorithm can be found in the cited literature<sup>38, 39</sup>.



sis

**Figure 1.** Metric hierarchy used by DOZN™ 2.0 Green Chemistry Evaluator. The right-hand side shows the 12 Principles of Green Chemistry

Given the flexibility of DOZN™ 2.0 and its comprehensive consideration of process conditions and lifecycle aspects, it is an ideal method for exploring the major sustainability questions

surrounding silica production. Namely, what is the environmental impact of established silicas and, is bioinspired synthesis *quantifiably* greener enough to unlock high-value silica manufacturing. In the present work, we report the greenness assessment of a variety of silica production methods, which have been selected as representative of the most widespread industrial and experimental methods for low and high-value silicas.

## Methods

A survey of the literature has been conducted to establish representative synthesis methods for the selected materials. Whenever possible, parameters such as reaction times and temperatures have been varied within the ranges reported in the literature. The parameters to be assessed are used as inputs for the DOZN<sup>TM</sup> 2.0 algorithm, which outputs comparable numeric results based on its hierarchy of metrics: 12 principle scores, 3 group scores and an overall score. These 16 scores for each case have been used to compare arrays of reaction conditions, and for comparing across different types or grades of silicas. All cases have been scaled based on 1 g of product to simplify the comparisons. Full details on the calculations behind the DOZN<sup>TM</sup> 2.0 scores have been previously published <sup>38</sup>.

## Materials selection and boundaries

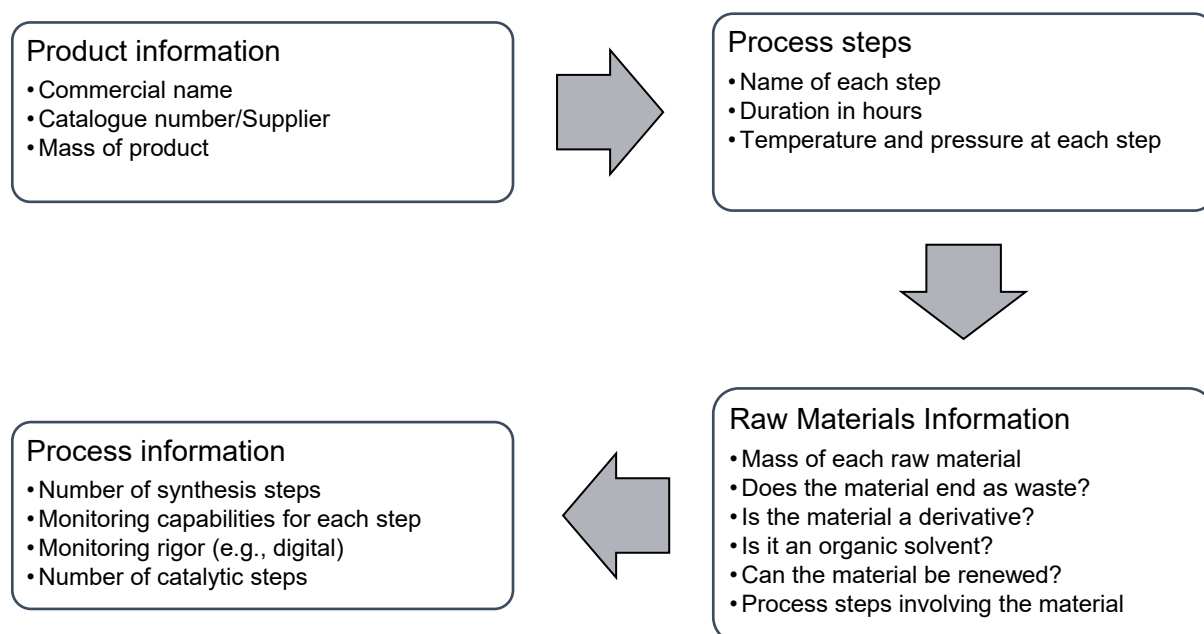
Table 1 shows a summary of the materials selected for greenness assessment. Firstly, three major industrial products have been chosen to represent bulk manufacturing of low to medium value products: Precipitated silica, Fumed silica, and Silica gel. Stöber synthesis of monodisperse nanospheres is also included as it is a widespread nanomaterial synthesis route. Four mesoporous silica materials were selected based on their popularity as prospective drug carriers and molecular sieves: MCM-41, SBA-15, HMS and COK12. Finally, amine-assisted bioinspired silica is included as a promising alternative route to high-value silica.

**Table 1.** Summary of selected materials highlighting their major applications and their synthesis process

Silica type	Applications	Synthesis process
Precipitated silica	Low value: rubber fillers such as tyres, free-flow agent	Precipitation <sup>40</sup>
Silica gel (xerogel)	Low value: desiccant, toothpaste, coatings	Precipitation or sol-gel <sup>40</sup>
Fumed silica	Low to medium value: reinforcing fillers, thickening agents, dispersants, excipients	Pyrolysis <sup>40</sup>
Stöber nanospheres	Low to medium: research materials, potential for biosensing <sup>41</sup>	Sol-gel <sup>42</sup>

Mesoporous MCM-41	High value: catalytic cracking <sup>43</sup> , drug delivery <sup>44</sup> , adsorption <sup>45</sup>	Soft-templated sol-gel <sup>46</sup>
Mesoporous SBA-15	High value: catalysis <sup>47</sup> , adsorption, delivery of particularly insoluble drugs <sup>48-50</sup>	Soft-templated (pluronic) sol-gel <sup>51</sup>
Hexagonal Mesoporous Silica (HMS)	High value: drug delivery <sup>52</sup> , adsorption <sup>45</sup> , catalysis <sup>7, 53</sup>	Soft-templated (amine) sol-gel <sup>54</sup>
Mesoporous COK12	High value: catalysis <sup>55</sup> , potential for drug delivery and adsorption <sup>56</sup>	Soft-templated sol-gel <sup>57</sup>
Bioinspired silica	High value: catalysis <sup>58</sup> , adsorption <sup>59</sup> , and drug delivery <sup>27</sup>	Amine-assisted sol-gel <sup>60</sup>

Figure 2 shows a typical example of the main inputs required by the DOZN™ 2.0 tool algorithm. Equivalent variables have been considered for each of the selected materials based on a survey of the literature. Given the relevance and popularity of mesoporous silicas, modifications of their synthetic routes can be found throughout the literature, such as Stöber-based mesoporous silicas<sup>61</sup> and aerogels<sup>62</sup>, however, analysis of such modifications is not intended as a comprehensive study of these methods. Instead, the parameter boundaries have been chosen as *representative* of each synthesis route. Moreover, the variables selected for the study have been chosen to represent most commonly studied variables. With the example of silica gel, the typical inputs for DOZN™ 2.0 are shown in Figure 2, while the synthesis details are given in Table 2.



**Figure 2.** Typical inputs for DOZN™ 2.0 and the workflow.



As shown in Figure 2, the input parameters used for the DOZN™ 2.0 score calculations consider numerous aspects of the raw materials, the product, and the process. Therefore, it is possible to obtain several sets of greenness scores for the same product when adjusting the input values to account for variations in the process. In line with the cited literature, each synthesis process has been tested with different parameters as shown in Table 2. These parameter variations serve multiple purposes. Firstly, they allowed us to test the reliability of the DOZN™ 2.0 tool to reflect significant operational changes onto the 12 principles scores. Having established this reliability, DOZN™ 2.0 could then be used to identify the operational conditions contributing most strongly to the environmental impact of each silica process. This valuable knowledge is made possible by the transparency of the DOZN™ 2.0 algorithm, which is unique in allowing the user to easily understand how every stage of a chemical process affects the sustainability metrics.

**Table 2.** A range of parameters considered for various silicas.

<b>Material</b>	<b>Parameter</b>	<b>Boundaries</b>
Mesoporous MCM-41	Synthesis time	10 – 144 hours
	Synthesis temperature	40 – 100 °C
Mesoporous SBA-15	Synthesis time	10 – 44 hours
	Synthesis temperature	40 – 120 °C
Mesoporous HMS	Purification method	Calcination for 4 hours at 630 °C or Ethanol reflux for 3 hours at 45 °C
Precipitated silica	Synthesis temperature	40 – 80 °C
Silica gel	Synthesis time	3 – 5 hours
	Synthesis temperature	35 – 80 °C
	Sizing temperature	20 – 60 °C
Fumed silica	De-acidification time	5 – 10 minutes
	De-acidification temperature	200 – 500 °C
Mesoporous COK-12	Synthesis temperature	20 – 90 °C
Stöber nanoparticles	Synthesis time	12 – 24 hours
Bioinspired silica	Purification method	Calcination for 6 hours at 550 °C or rapid acid elution at room temperature

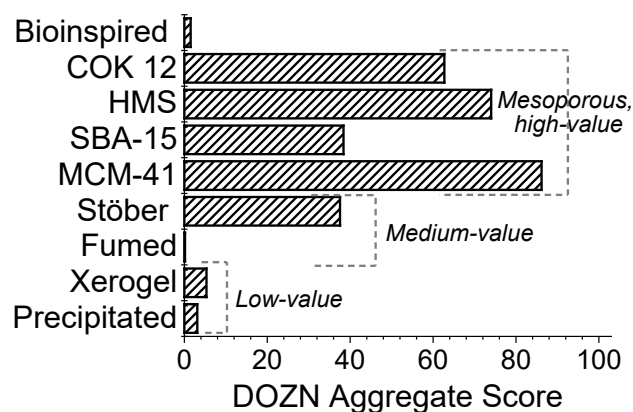
## Results

### A comparison of various silicas

Given that the synthesis procedures for some silicas have similar steps, the descriptions below have been grouped to provide clear comparisons. The comparisons are based on the scores obtained from the 12 principle scores, 3 group scores or an overall (or aggregate) score. The lower the score, the greener the synthesis is.

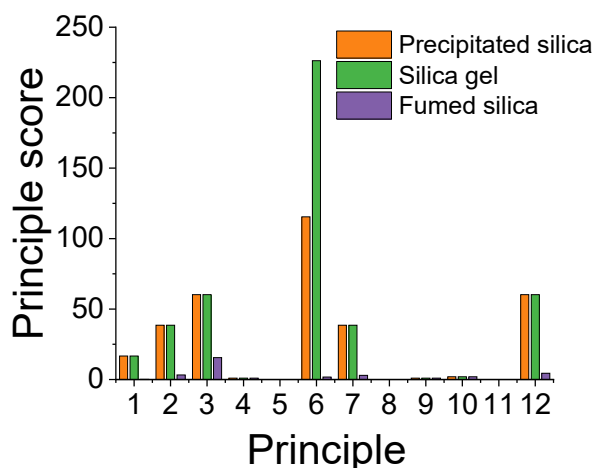
Figure 3 shows the aggregate scores for all the silicas compared in this study. For the overall score, it varies between zero (the most or ideally green) to 100 (the worst or least green). These scores were calculated using all 12 principles of green chemistry. In this section, the overall scores for different types of silicas are compared while further details about the

principle and group scores are discussed in subsequent sections. The scores for industrially manufactured bulk silicas are all around 5 or below, which represents a highly optimised and green process. This is consistent with the fact that these processes have been engineered for maximum efficiency and cost reduction.



**Figure 3.** Comparison of overall scores for selected silicas calculated using DOZN™ 2.0

The large volume manufacturing of industrial silica resulted in consistently low scores throughout all the 12 principles, as shown in Figure 4. The effect of industrial engineering and process optimisation can be observed in the high resource efficiency as evidenced by principles 1 and 2, waste prevention and atom economy. This comparison of industrially manufactured silicas shows significant variation in the scores for principle 6, i.e., design for energy efficiency (Figure 4). It can be appreciated that the time of the reaction can have as much impact over the score as its temperature. It is for this reason that the principle-6 scores for precipitated silica and silica gel are much higher despite operating at low temperatures (<80°C) than that of fumed silica, which is pyrolysed at temperatures of several thousand °C but with a dwell time of only seconds<sup>40</sup>. This is an important observation, suggesting that simply reducing synthesis temperature does not guarantee a greener synthesis. Another interesting learning from the comparison of industrial silicas is seen in principle 12, where again for pyrolysed silica scored low. This can be explained by the difference in raw materials. The score for Principle 12 is calculated using a raw material's P score, which relates to its Globally Harmonized System's (GHS) hazard classification category<sup>38</sup>. In the case at hand, sodium metasilicate or tetraethyl orthosilicate used for precipitated silica or silica gel are categorised as more hazardous than silicon tetrachloride used for fumed silica, which presents lower hazards<sup>63</sup>.



**Figure 4.** Comparison of major industrial silicas showing the 12 principle scores. The principle numbers correspond to their conventional allocation, as shown in Figure 1 (right hand side).

We also evaluated the original Stöber synthesis, as published in 1968<sup>42</sup>. This synthesis route has been repeated and modified many times. Nonetheless, they generally consist of slow reactions using tetraethyl orthosilicate (TEOS) and high amount of ethanol at elevated temperature. The Stöber process was calculated as the least green of all selected silica syntheses, as can be seen in Figure 3. The poor greenness scores of Stöber process can generally be attributed to the high amounts of ammonia and ethanol required to produce a gram of silica. Also, the energy required to maintain a constant temperature of 60 °C for 24 hours resulted in a significantly high score for energy efficiency. Finally, the use of ethanol, ammonia and tetraethyl orthosilicate was detrimental to the scores relating to safer chemistry for accident prevention. Overall, the Stöber process serves as a good example of a conventional lab-scale process that is not designed for efficiency or sustainability.

The scores for mesoporous silicas varied with the type of silica, mainly due to the differences in energy efficiency of their synthesis. The processes involving slow formation reactions and calcination at high temperatures, such as COK-12 and MCM-41, scored particularly poorly. Moreover, synthesis of mesoporous silica often relies on highly toxic silica sources, mainly tetraethyl orthosilicate (TEOS), as well as significant amounts of ethanol and other solvents handled at boiling temperatures. These substances not only present significant risks to health and safety, but also increase the capital expenditure by requiring specialised equipment for their handling and storage.

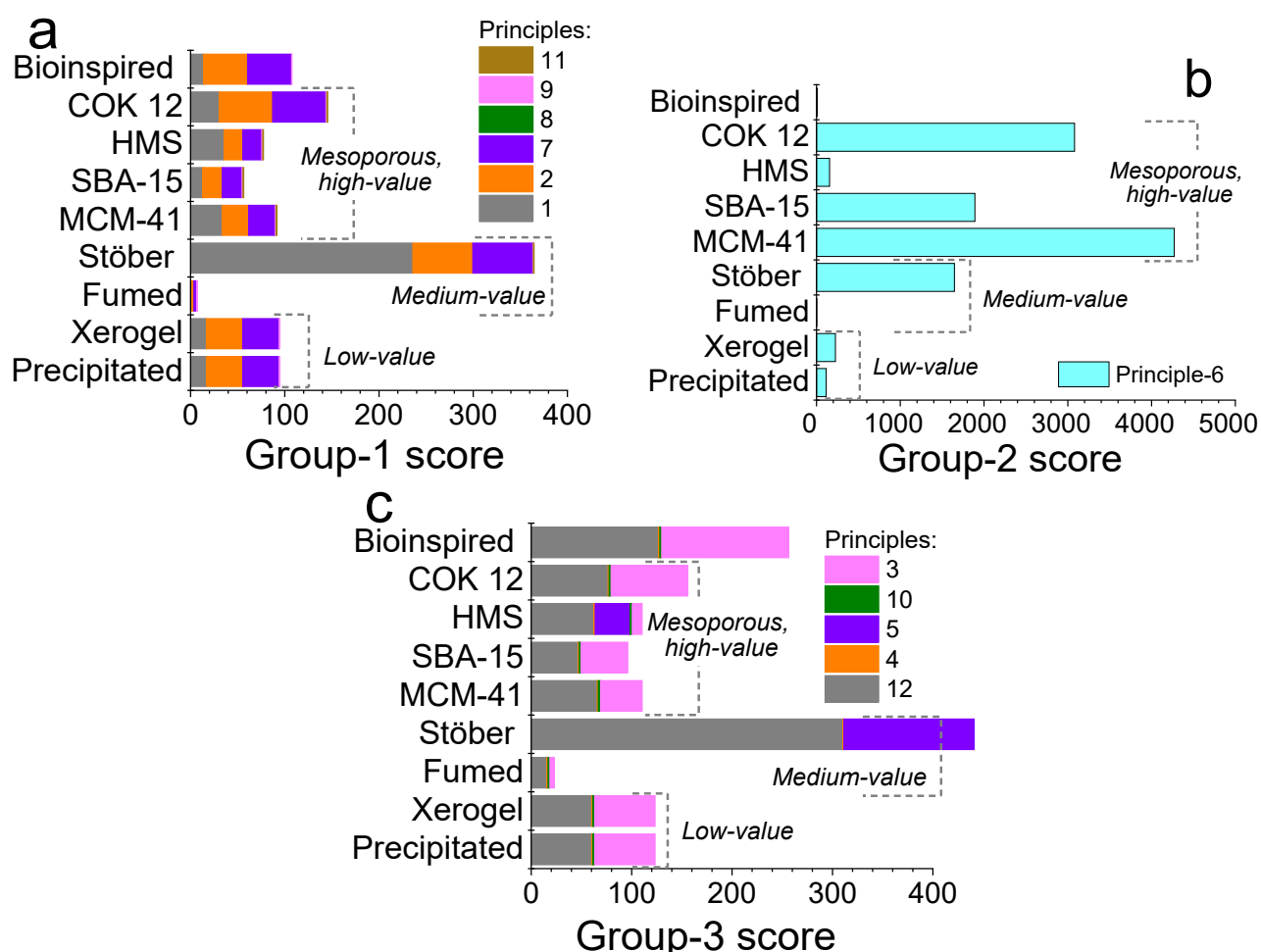
The high scores for some of the mesoporous and Stöber silica can explain the difficulties in taking these processes from the lab into the market. Finally, bioinspired silica presented the only score of an experimental procedure that can compete with the industrial silicas. This is likely due to the room temperature nature of the synthesis, as well as the use of room temperature acid elution for its purification instead of calcination or solvent reflux.<sup>60</sup> To better

understand the overall scores for all silicas, an analysis of the contributions for various green chemistry principles to these scores is discussed in the next section.

## Comparison of silica syntheses based on the Group Scores

### Group 1. Resource Efficiency

This group consists of 6 principles of green chemistry. Figure 5a shows the group-1 scores for each silica type considered herein and how each principle contributed to it. Given the similarities to the mechanisms driving silica precipitation and polymerisation, the scores were generally similar. Significant exceptions were found in the Stöber process and pyrolysed silica. Mainly, the high production of ethanolic waste from the Stöber synthesis resulted in a comparatively high environmental cost per gram of product (principle-1). On the other hand, the high yields and rapid reaction times of pyrolysed silica were the main reasons behind the low environmental impact as calculated.



**Figure 5.** Group scores for selected silicas showcasing the three major aspects of improved processes and products, calculated using DOZN™ 2.0: (a) Group 1. Resource Efficiency, (b) Group 2. Energy efficiency and (c) Group 3. Hazard prevention. The scores are composed of individual principle scores as denoted by the different colour bars (the principle numbers correspond to Figure 1).

Bioinspired silica scored seventh out of the nine silicas for resource efficiency. The main attributors to this ranking were the atom economy and use of renewable feedstock. These were both skewed highly due to the yield (discussed in the next section). Apart from this, bioinspired silica scored well, achieving the third best score for waste prevention (principle-1), and joint top scores for reducing derivatives (principle-8), catalysis (principle-9), and real time analysis for pollution prevention (principle-11). The waste impact of bioinspired was low as the only wasted raw materials are water and the amine used (pentaethylenehexamine). Water has a relatively low waste severity factor of 0.5 which lowered the impact of wasting a high volume of water. On the other hand, pentaethylenehexamine, has a high waste severity factor of 4.

### Group 2. Energy efficiency

Figure 5b shows the energy efficiency of the selected silicas. This comparison serves to distinguish the environmental costs of mesoporous silicas and shows the main barrier to large scale production. The main factor affecting these scores was the heating requirement either to maintain a reaction mixture above room temperature for several hours or for drying and purification. This is further evident when focussing on the variations between different mesoporous silicas - HMS has a very low score for group-2, COK-12 and SBA-15 show a moderate score, and MCM-41 has a very high score. These differences arise from temperature and dwell times for synthesis and post-synthesis processing. For example, HMS synthesis occurs at room temperature with a relatively quick calcination. On the other hand, MCM-41 synthesis requires several hours at elevated temperatures followed by a longer calcination step. While SBA-15 synthesis and calcination occur at temperatures similar to those used for MCM-41 synthesis, SBA-15 synthesis is typically faster, hence it scores less than MCM-41 but higher than HMS. COK 12 synthesis on the other hand takes place at moderate temperature and it requires rather lengthy drying and calcination steps, both at elevated temperatures. Notably, bioinspired synthesis shows one of the lowest scores, only comparable to pyrolysed silica. This is due to the room-temperature nature of the bioinspired process, as well as the use of acid elution for the purification of the product.

### Group 3. Hazard prevention

Figure 5c shows the Group 3 scores for all selected silicas for comparison. Notably, a significant contribution was observed to the scores from principles 3 and 12 (safety around the raw materials and the synthesis conditions). This arises from the use of TEOS and amines, which are categorised as substances that can be toxic to the environment or human health. Further, the use of ethanolic solvents at higher temperatures also contributed to the principle-12 scores. This was particularly apparent for Stöber synthesis where the reactions are carried out in ethanolic solutions over a long duration. Solvent-intensive reactions like the Stöber synthesis and HSM also scored poorly for principle-5 (safer solvent). The similarities in scores across this group between most mesoporous and industrial materials can be attributed to the

commonalities of their precursors, as well as the identically null toxicity of all the silicas produced. Significantly, a higher group-3 score for bioinspired silica was obtained, mainly from principles 3 and 12. While the precursor used is not TEOS (sodium silicate) and the reactions do not use ethanol (all aqueous synthesis), the use of amines, which are classed as GHS category 1 irritants (principle-3), contributed to these scores (discussed further in the next section).

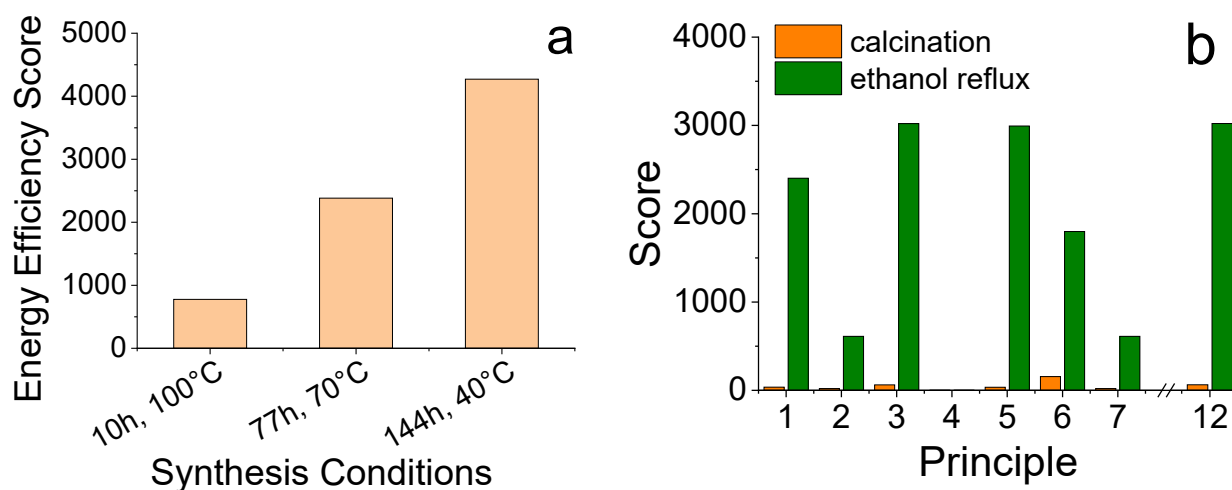
## **Identification of potential improvements**

In the greenness evaluation above, problematic areas were identified for some silicas. In this section, we report the results from using DOZN™ 2.0 in finding the combination of parameters that would result in lowering the aggregate score for selected types of silica. A new set scores were obtained for each point of testing when exploring operational parameter boundaries. The objective of this preliminary optimisation shows the potential of the DOZN™ 2.0 tool in identifying improvements possible.

### Mesoporous silicas for high value applications: MCM-41, SBA-15, COK-12 and HMS

The abundant literature on mesoporous silicas enables a comparison across a multitude of reaction conditions. For the present study, the reaction parameters as shown in Table 1 above were tested for their effect on greenness scores. Particularly, mesoporous silicas require long reaction times, several hours to several days, and high temperature purification processes. These conditions are mostly necessary to achieve intricate structures at the nanoscale. Namely, longer reactions are required for the formation of long-range periodic porosity around micellar nuclei, and energy-intensive purifications are required for the removal of surfactants. In order to identify the greener reaction conditions, we investigated the principle-6, energy efficiency, scores for MCM-41 as an exemplar case under various reaction times and temperatures (Figure 6a). While the synthesis literature implies that reducing the reaction temperature leads to greener synthesis of mesoporous silica, the results from DOZN™ 2.0 calculations show the opposite – rapid reactions at higher temperatures have higher energy efficiency (and hence a lower score). This is very interesting result and further highlights the need for holistic evaluation in contrast to single metric (e.g. reaction temperature) approaches

64.

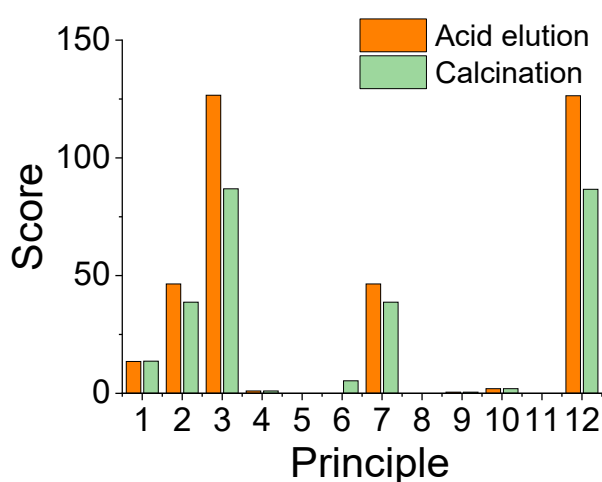


**Figure 6.** Comparative evaluation showing the effect of (a) Synthesis step duration and temperature during MCM-41 formation, and (b) principle scores for two purification methods used for HMS synthesis (calcination and ethanol reflux). Only those scores are included in (b) which presented significant variation as a result of the changes to the purification method.

A second factor influencing the 12-principles scores of mesoporous silica syntheses was found in the method used for the removal of the soft template. Given the need to free up the pores for carrier or adsorption applications, this step is highly necessary. Most commonly, this purification step is achieved by calcination in air, typically at 550 °C. The porous structures surrounding the templates result in longer calcination times to ensure complete removal (typically 5-8 hours). The literature also presents an alternative purification method, which relies on using boiling ethanol for the extraction of soft templates. Note that this method offers complete removal of the template only for limited types of mesoporous silicas. This solvent reflux reduces the time and temperature required for the product purification. Figure 6b shows the comparison of purification methods for hexagonal mesoporous silica<sup>54</sup>. Significantly, the increase in ethanol consumption and high energy demands for refluxing resulted in most principle scores to greatly increase. This is due to an increase in mass of solvents/auxiliaries, as well as the high severity factors of ethanol, as determined by its GHS category. A potential reduction to the score could be achieved by recycling the solvent, which would eliminate the waste production and improve the atom economy of the process. However, it remains to be studied whether the downstream purification, recovery and reuse of ethanol and the template are feasible, both from chemistry and process standpoints. Nonetheless, the use of flammable solvents at high temperature will unavoidably result in poor scores for principles relating to accident prevention and use of safer chemicals. This is another interesting finding, which contradicts the commonly held belief that avoiding high temperature calcinations can improve the greenness of a process<sup>65</sup>.

## Bioinspired silica

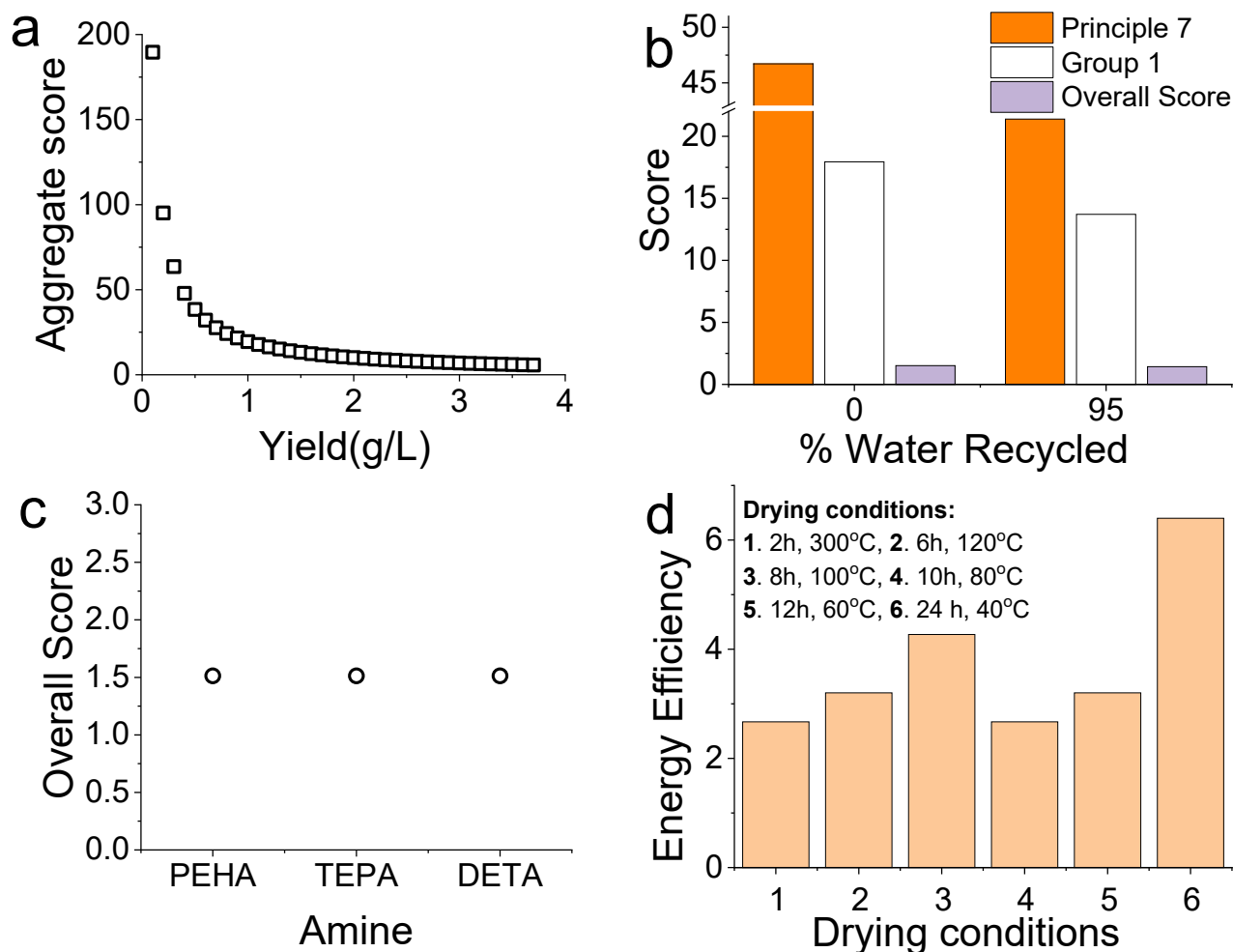
The DOZN™ 2.0 evaluation of bioinspired synthesis for high-value silica has shown a significant impact of the choice of purification method. Figure 7 shows a comparison of principle scores (PS) for pure silica obtained by calcination at 550 °C for 4 hours and its comparison with a product eluted at room temperature using hydrochloric acid, as previously reported by our group.<sup>60, 66</sup> As expected, the use of hydrochloric acid increased the scores relating to hazard prevention and waste production, while improving the energy efficiency score. The overall score of the process remained unaffected, which is interesting, especially noting that the capital and operating costs for using calcination is likely to be higher than when using acid elution.<sup>60</sup>



**Figure 7.** Comparison of purification methods for bioinspired silica based on their principle scores (PSR). Acid elution was carried out at pH 2 for 5 minutes, while calcination was performed at 550°C for 4 hours

Further, we evaluated the effect of yields (grams of silica produced per litre) of bioinspired silica on its greenness scores (Figure 8a). Here, the range of yield investigated was from 0.1g/L (which is typical of lab-scale experiments performed at discovery stage) to 3.7g/L (representing desired yields for industrial production). It can be seen that improving the solids yield from 0.1 g/L to 0.5 g/L significantly improved the rating (scores reducing from close to 200 to below 50). Further increase in yields showed marginal changes to the aggregate score, which suggests that high yields, which may influence the economics, are unlikely to improve the sustainability of the process. Next, we considered the effect of recycling water, which was made possible from a recent discovery<sup>66</sup>. Recycling 95% of the water resulted in reducing the principle 7 score from 46 to 21 (Figure 8b). Associated reduction in the group 1 (resource efficiency) was also observed (from a score of 18 to 13), however, these changes affected the overall scores negligibly (changed from 1.5 to 1.4).





**Figure 8** Sustainability considerations for the optimisation of bioinspired silica synthesis. (a) The effect of improving yield on overall score. (b) Comparison of Principle 7 (renewable feedstock), Group 1 (resource efficiency), and Overall Score when water is recycled rather than wasted. (c) Effect of using different amines on the overall score. (d) Comparison of different drying conditions on energy efficiency for bioinspired silica.

As the use of certain amines in bioinspired silica synthesis was identified as a reason for poor rating in Group 3 scores, we investigated the effect of using different amines: pentaethylenehexamine, tetraethylenehexamine and diethylenetriamine. Note that all these (and many more) have been reported to produce bioinspired silica<sup>67</sup>. It was found that between the amines considered here, the changes to the overall score were insignificant (Figure 8c).

Finally, as the synthesis in the bioinspired occurs at room temperature, the only step affecting the energy efficiency score was the drying stage. In order to explore the impact of drying on the scores, a range of different times and temperature were evaluated (Figure 8d). Both 2 hours at 300°C and 10 hours at 80°C achieved identical lowest scores. These two different conditions however will have an effect on the properties of the silica, so it is important to understand this when choosing the time and temperature and to strike the right balance between greenness and product quality.

An important consideration of the process comparisons shown in Figures 7 and 8 is the effect of such changes to a parameter can have on the properties of the silica product and their performance. Therefore, with selected examples, we discuss the impact of changes in process conditions on the materials properties. Figure 7 shows the effect that room temperature acid elution has on the different Principles when used as an alternative to calcination at higher temperatures. The room-temperature acid elution is as effective as calcination in removing the amine.<sup>60</sup> Further, the mild nature of acid elution also avoids the degradation of porous structures, resulting in higher surface area when compared to calcination. Starting with higher concentrations of silicate precursor, which leads to a greener process (Figure 8a), in fact led to a more complete condensation of silica, and more efficient coagulation, without any significant impact on the materials properties.<sup>68</sup> It is well-documented that the additive structure plays a crucial role in controlling the process and silica properties; the amine chain lengths, architectures and their protonation behaviours have all shown to affect the formation and properties of silica<sup>20, 67, 69</sup>. It is therefore interesting to note that the variation in organic additive structure shows that the sustainability of the process remains largely unchanged (Figure 8c) and hence the properties and structures of silica can be tuned by using different amines, yet without affecting the greenness scores. In future studies, it would be interesting to explore a much wider range of amines reported for BIS synthesis in order to understand their effects on the greenness scores as well as the quality of silica produced.

## Discussion and Conclusions

Silica has proven to be an interesting case study for the validation of the DOZN™ 2.0 green chemistry evaluator. By comparing significantly different processes, which produce chemically identical materials with largely identical toxicities, DOZN™ 2.0 has been shown to provide users with a thorough understanding of the environmental consequences of synthesis and processing. More importantly, the ability to evaluate any chemical process in a rapid and uneconomic fashion, constitutes an asset for implementing sustainability into the design of new processes and materials. The flexibility of implementation means that DOZN™ 2.0 can act as an ideal exploratory or indicative tool for surveying a myriad of processes or materials. Once a process or product has been shown to be greener than its alternatives, then a more thorough and resource-intensive evaluation can be undertaken, such as lifecycle assessments.

The findings shown here are consistent with previous evaluations of sustainability of silica technologies found in the literature<sup>70, 71</sup>. Namely, the energy-intensive reaction conditions and

subsequent removal of soft templates makes most sol-gel silica processes unsustainable. However, DOZN™ 2.0 has enabled the quantification these limitations for the first time.

By tracing the overall score of a product to the individual contributions of each principle score, it was possible to determine which elements of green chemistry posed a significant challenge for each of the processes. For the highest scoring silicas, the main green chemistry principles resulting in poor sustainability scores were generally found to be: Inherently safer chemistry for accident prevention (principle-12), Less hazardous synthesis (principle-3), Safer solvents and auxiliaries (principle-5), Design for energy efficiency (principle-6), Waste prevention (principle-1), Atom economy (principle-2), and Use of renewable feedstocks (principle-7). Bearing in mind the importance of the remaining 5 principles, it is valuable to identify the main areas of opportunity that result in highest environmental cost for most high-value silicas.

Each of these challenges requires a different solution, several of which can only be implemented by redesigning processes and materials starting from a sustainability perspective. For instance, the need for harsh chemicals and reaction conditions stem from the mechanism of hydrolysis of tetraethyl orthosilicate (TEOS) as the first step in silica formation. Therefore, a process can be inherently greener when it avoids the use of TEOS. Likewise, the use of solvents and hazardous chemicals at higher temperatures increases the risk of accidents during manufacturing and is therefore detrimental to sustainability as per principle 12. This challenge can be avoided by taking advantage of the mechanistic phenomena that underpin the sol-gel formation of silica nanomaterials <sup>19</sup>. Using this knowledge, it is possible to overcome the need for energy intensive and harsh reaction conditions. Once a reaction mechanism has been identified, which minimises energy requirements and hazardous conditions, the reaction can be optimised by standardising the process. Maximising yield while minimising waste are not only central improvements towards a sustainable process, but also necessary engineering efforts to improve the capital expenditure (CAPEX) of production and the operational expenditure (OPEX) of waste management. Nonetheless, other potentially impactful solutions can be retrofitted into existing infrastructures, as is the case with principle 7, use of renewable feedstocks and recycling solvents.

When surveying the different types of silicas herein, it becomes clear that while low value silicas have excellent greenness scores, high-value silicas perform poorly on this scale. This highlights the tension between high-value silicas that are desired for emerging markets and the sustainability of their synthesis. The present comparison has shown bioinspired silica to be a promising alternative to conventional high-value silicas while providing excellent sustainability. The suitability of bioinspired silica for high-value applications such as drug delivery, catalysis, and water remediation has been previously evaluated <sup>72</sup>, showing

comparable performance to MCM-41. The industrial achievability of nanomaterials can be described as dependent on three major factors: scalability of their synthesis, their economic feasibility, and their sustainability. As discussed above, bioinspired synthesis has been proven to produce high-value porous and functional silicas using significantly lower energy inputs than the conventional routes to such high-value materials. In addition, it eliminates the need for hazardous operational conditions. These two factors alone have a major impact on the scalability and economic feasibility of bioinspired synthesis, as previously shown by techno-economic analysis and scale-up studies using batch and continuous processes.<sup>20, 73</sup>

The evaluation also showed the importance of avoiding solvents during processes and particularly as waste. As an example, Stöber synthesis was shown to be one of the most hazardous processes in our evaluation due to the extensive use of ethanol at high temperatures. On the other hand, bioinspired silica showed a perfect score in principle 5 due to all steps of the process being carried out only using water as solvent, which inputs a hazard score of 0 to the DOZN™ 2.0 algorithm.

Another important limitation to the manufacturing of nanomaterials is the higher production of waste than that of their bulk counterparts. Previous studies have used E-factor analysis (waste-to-product ratio) and concluded that conventional nanomaterial synthesis produces up to one thousand times more waste than the production of bulk materials<sup>74</sup>. These findings are consistent with the results calculated by DOZN™ 2.0, which show principle 1 scores for waste reduction to be 3 to 30 times higher for lab-based silica processes than for industrialised materials. The only two exceptions to this trend were SBA-15 and bioinspired silica. Of these two, SBA-15 produces ethanol and CO<sub>2</sub> as waste from the conversion of TEOS and the calcination of pluronic surfactant, respectively. On the other hand, bioinspired silica produces NaCl as a waste from the neutralisation of sodium metasilicate using HCl. Therefore, while the proportion of waste produced from both processes is comparable to that of current industrial products, only bioinspired silica produced non-hazardous waste that can be managed in an economical, sustainable manner. Such crucial considerations are exempt from the E-factor analysis, which only takes into consideration the amounts of waste and product, and not the toxicity of the waste. Finally, bioinspired silica has the unique advantage of producing high-value functional nanosilica at room temperature; its implementation would also be safe and inexpensive.<sup>20, 72</sup>

## Acknowledgements

The authors thank EPSRC (EP/P006892/1, EP/R025983/1 and EP/V051458/1) and Innovate UK (ICURe) for financially supporting this work. SP and CB thank Dr. Joe Manning for numerous insightful discussions on types and syntheses of silicas.

## References

1. Meon, W.; Blume, A.; Luginsland, H.-D.; Uhrlandt, S., Silica and Silanes. In *Rubber Compounding: Chemistry and Applications*, Rodgers, B., Ed. Marcel Dekker, Inc.: Akron, OH, 2004; pp 285-364.
2. Aldhufairi, H. S.; Olatunbosun, O. A., Developments in tyre design for lower rolling resistance: A state of the art review. *Proceedings of the Institution of Mechanical Engineers, Part D: Journal of Automobile Engineering* **2018**, *232* (14), 1865-1882, DOI 10.1177/0954407017727195.
3. Roland, R. EP0501227A1 Rubber compound and tires based on such a compound. 1992.
4. Tang, F.; Li, L.; Chen, D., Mesoporous Silica Nanoparticles: Synthesis, Biocompatibility and Drug Delivery. *Advanced Materials* **2012**, *24* (12), 1504-1534, DOI 10.1002/adma.201104763.
5. Slowing, I. I.; Trewyn, B. G.; Giri, S.; Lin, V. S. Y., Mesoporous Silica Nanoparticles for Drug Delivery and Biosensing Applications. *Advanced Functional Materials* **2007**, *17* (8), 1225-1236, DOI 10.1002/adfm.200601191.
6. Barbé, C.; Bartlett, J.; Kong, L.; Finnie, K.; Lin, H. Q.; Larkin, M.; Calleja, S.; Bush, A.; Calleja, G., Silica Particles: A Novel Drug-Delivery System. *Advanced Materials* **2004**, *16* (21), 1959-1966, DOI 10.1002/adma.200400771.
7. Yang, G.-Z.; Wibowo, D.; Yun, J.-H.; Wang, L.; Middelberg, A. P. J.; Zhao, C.-X., Biomimetic Silica Nanocapsules for Tunable Sustained Release and Cargo Protection. *Langmuir* **2017**, *33* (23), 5777-5785, DOI 10.1021/acs.langmuir.7b00590.
8. Digigow, R. G.; Dechézelles, J.-F.; Dietsch, H.; Geissbühler, I.; Vanhecke, D.; Geers, C.; Hirt, A. M.; Rothen-Rutishauser, B.; Petri-Fink, A., Preparation and characterization of functional silica hybrid magnetic nanoparticles. *Journal of Magnetism and Magnetic Materials* **2014**, *362*, 72-79, DOI 10.1016/j.jmmm.2014.03.026.
9. Whitesides, G. M., The 'right' size in nanobiotechnology. *Nature Biotechnology* **2003**, *21* (10), 1161-1165, DOI 10.1038/nbt872.
10. Dasgupta, N.; Ranjan, S.; Mundekkad, D.; Ramalingam, C.; Shanker, R.; Kumar, A., Nanotechnology in agro-food: From field to plate. *Food Research International* **2015**, *69*, 381-400, DOI 10.1016/j.foodres.2015.01.005.
11. Rizzi, F.; Castaldo, R.; Latronico, T.; Lasala, P.; Gentile, G.; Lavorgna, M.; Striccoli, M.; Agostiano, A.; Comparelli, R.; Depalo, N.; Curri, M. L.; Fanizza, E., High Surface Area Mesoporous Silica Nanoparticles with Tunable Size in the Sub-Micrometer Regime: Insights on the Size and Porosity Control Mechanisms. *Molecules* **2021**, *26* (14), 4247, DOI 10.3390/molecules26144247.
12. Da'Na, E., Adsorption of heavy metals on functionalized-mesoporous silica: A review. *Microporous and Mesoporous Materials* **2017**, *247*, 145-157, DOI 10.1016/j.micromeso.2017.03.050.
13. Xiong, C.; Zhao, J.; Wang, L.; Geng, H.; Xu, H.; Li, Y., Trace detection of homologues and isomers based on hollow mesoporous silica sphere photonic crystals. *Materials Horizons* **2017**, *4* (5), 862-868, DOI 10.1039/c7mh00447h.
14. Qiu, X.; Chen, W.; Luo, Y.; Wang, Y.; Wang, Y.; Guo, H., Highly sensitive  $\alpha$ -amanitin sensor based on molecularly imprinted photonic crystals. *Analytica Chimica Acta* **2020**, *1093*, 142-149, DOI 10.1016/j.aca.2019.09.066.
15. Olivieri, F.; Castaldo, R.; Cocca, M.; Gentile, G.; Lavorgna, M., Mesoporous silica nanoparticles as carriers of active agents for smart anticorrosive organic coatings: a critical review. *Nanoscale* **2021**, *13* (20), 9091-9111, DOI 10.1039/d1nr01899j.
16. Von Baeckmann, C.; Guillet-Nicolas, R.; Renfer, D.; Kählig, H.; Kleitz, F., A Toolbox for the Synthesis of Multifunctionalized Mesoporous Silica Nanoparticles for Biomedical Applications. *ACS Omega* **2018**, *3* (12), 17496-17510, DOI 10.1021/acsomega.8b02784.
17. S. Mann, C. C. P., Structural Aspects of Biogenic Silica. In *Silicon biochemistry*, Evered, D.; O'Connor, M., Eds. Wiley: New York, 1986; p 264.
18. Sullivan, C. W.; Volcani, B. E., Silicon in the Cellular Metabolism of Diatoms. In *Silicon and Siliceous Structures in Biological Systems*, Simpson, T. L.; Volcani, B. E., Eds. Springer-Verlag: New York, 1981; pp 15-42.

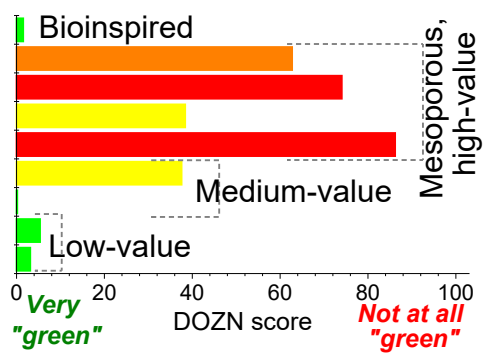
19. Manning, J. R. H.; Brambila, C.; Patwardhan, S. V., Unified mechanistic interpretation of amine-assisted silica synthesis methods to enable design of more complex materials. *Molecular Systems Design & Engineering* **2021**, *6* (3), 170-196, DOI 10.1039/d0me00131g.
20. Patwardhan, S. V.; Staniland, S. S., Chapter 9. Silica. In *Green Nanomaterials: From bioinspired synthesis to sustainable manufacturing of inorganic nanomaterials*, IoP Publishing: Bristol, 2019; pp 9-1 to 9-25.
21. Patwardhan, S. V.; Manning, J. R. H.; Chiacchia, M., Bioinspired synthesis as a potential green method for the preparation of nanomaterials: Opportunities and challenges. *Current Opinion in Green and Sustainable Chemistry* **2018**, *12*, 110-116, DOI 10.1016/j.cogsc.2018.08.004.
22. Cole, K. E.; Valentine, A. M., Spermidine and Spermine Catalyze the Formation of Nanostructured Titanium Oxide. *Biomacromolecules* **2007**, *8* (5), 1641-1647, DOI 10.1021/bm061221l.
23. Norfolk, L.; Kapusta, K.; Cooke, D.; Staniland, S., Ethylenediamine series as additives to control the morphology of magnetite nanoparticles. *Green Chemistry* **2021**, *23* (15), 5724-5735, DOI 10.1039/d1gc01539g.
24. Umetsu, M.; Mizuta, M.; Tsumoto, K.; Ohara, S.; Takami, S.; Watanabe, H.; Kumagai, I.; Adschiri, T., Bioassisted Room-Temperature Immobilization and Mineralization of Zinc Oxide—The Structural Ordering of ZnO Nanoparticles into a Flower-Type Morphology. *Advanced Materials* **2005**, *17* (21), 2571-2575, DOI 10.1002/adma.200500863.
25. Manning, J. R. H.; Routoula, E.; Patwardhan, S. V., Preparation of Functional Silica Using a Bioinspired Method. *Journal of Visualized Experiments* **2018**, (138), 57730, DOI 10.3791/57730.
26. Davidson, S.; Lamprou, D. A.; Urquhart, A. J.; Grant, M. H.; Patwardhan, S. V., Bioinspired Silica Offers a Novel, Green, and Biocompatible Alternative to Traditional Drug Delivery Systems. *ACS Biomaterials Science & Engineering* **2016**, *2* (9), 1493-1503, DOI 10.1021/acsbmaterials.6b00224.
27. Steven, C. R.; Busby, G. A.; Mather, C.; Tariq, B.; Briuglia, M. L.; Lamprou, D. A.; Urquhart, A. J.; Grant, M. H.; Patwardhan, S. V., Bioinspired silica as drug delivery systems and their biocompatibility. *J. Mater. Chem. B* **2014**, *2* (31), 5028-5042, DOI 10.1039/c4tb00510d.
28. Frank, P.; Ottoboni, M. A., What harm do chemicals cause? In *The Dose Makes the Poison: A Plain-Language Guide to Toxicology*, Wiley: 2011; pp 19-30.
29. International, N.; Institute, A. N. S.; Institute, G. C., *NSF/GCI/ANSI 355-2011, Greener Chemicals and Processes Information*. NSF International: 2009.
30. Koster, K.; Cohen, M., Practical Approaches to Sustainability: iSUSTAIN® Tool for Green Chemistry Case Study. 2013; pp 81-108.
31. Jiménez-González, C.; Ollech, C.; Pyrz, W.; Hughes, D.; Broxterman, Q. B.; Bhatela, N., Expanding the Boundaries: Developing a Streamlined Tool for Eco-Footprinting of Pharmaceuticals. *Organic Process Research & Development* **2013**, *17* (2), 239-246, DOI 10.1021/op3003079.
32. Henderson, R. K.; Jiménez-González, C.; Constable, D. J. C.; Alston, S. R.; Inglis, G. G. A.; Fisher, G.; Sherwood, J.; Binks, S. P.; Curzons, A. D., Expanding GSK's solvent selection guide – embedding sustainability into solvent selection starting at medicinal chemistry. *Green Chemistry* **2011**, *13* (4), 854, DOI 10.1039/c0gc00918k.
33. Curzons, A. D.; Jiménez-González, C.; Duncan, A. L.; Constable, D. J. C.; Cunningham, V. L., Fast life cycle assessment of synthetic chemistry (FLASC™) tool. *The International Journal of Life Cycle Assessment* **2007**, *12* (4), 272-280, DOI 10.1065/lca2007.03.315.
34. OECD, Guidance on Key Considerations for the Identification and Selection of Safer Chemical Alternatives. 2021.
35. Martin Baitz, J. P., Anna Braune, Eloïse Brauner *Improving the environ Improving the environmental performance of chemical products mental performance of chemical products*; PE International AG: 2011.
36. DTSC, Alternative Analysis Guide. Control, D. o. T. S., Ed. DTSC: California, 2017; Vol. 1.
37. Anastas, P. T.; Warner, J. C., *Green Chemistry: Theory and Practice*. Oxford University Press: 2000.
38. Devierno Kreuder, A.; House-Knight, T.; Whitford, J.; Ponnusamy, E.; Miller, P.; Jesse, N.; Rodenborn, R.; Sayag, S.; Gebel, M.; Aped, I.; Sharfstein, I.; Manaster, E.; Ergaz, I.; Harris, A.; Nelowet Grice, L., A Method for Assessing Greener Alternatives between Chemical Products Following the 12 Principles of Green Chemistry. *ACS Sustainable Chemistry & Engineering* **2017**, *5* (4), 2927-2935, DOI 10.1021/acssuschemeng.6b02399.
39. Sharma, P.; Ponnusamy, E., DOZN™ 2.0: A Quantitative Green Chemistry Evaluator for a Sustainable Future. **2022**, under review, DOI
40. Flörke, O. W.; Graetsch, H. A.; Brunk, F.; Benda, L.; Paschen, S.; Bergna, H. E.; Roberts, W. O.; Welsh, W. A.; Libanati, C.; Ettlinger, M.; Kerner, D.; Maier, M.; Meon, W.; Schmoll, R.; Gies, H.; Schiffmann, D., Silica. In *Ullmann's Encyclopedia of Industrial Chemistry*, 2008.

41. Ju, H.; Zhang, X.; Wang, J., *NanoBiosensing: principles, development and application*. Springer Science & Business Media: 2011.
42. Stöber, W.; Fink, A.; Bohn, E., Controlled growth of monodisperse silica spheres in the micron size range. *Journal of Colloid and Interface Science* **1968**, *26* (1), 62-69, DOI 10.1016/0021-9797(68)90272-5.
43. Sayari, A., Catalysis by Crystalline Mesoporous Molecular Sieves. *Chemistry of Materials* **1996**, *8* (8), 1840-1852, DOI 10.1021/cm950585+.
44. Vallet-Regi, M.; Rámila, A.; Del Real, R. P.; Pérez-Pariente, J., A New Property of MCM-41: Drug Delivery System. *Chemistry of Materials* **2001**, *13* (2), 308-311, DOI 10.1021/cm0011559.
45. Trouvé, A.; Batonneau-Gener, I.; Valange, S.; Bonne, M.; Mignard, S., Tuning the hydrophobicity of mesoporous silica materials for the adsorption of organic pollutant in aqueous solution. *Journal of Hazardous Materials* **2012**, *201-202*, 107-114, DOI 10.1016/j.jhazmat.2011.11.043.
46. Beck, J. S.; Vartuli, J. C.; Roth, W. J.; Leonowicz, M. E.; Kresge, C. T.; Schmitt, K. D.; Chu, C. T. W.; Olson, D. H.; Sheppard, E. W.; McCullen, S. B.; Higgins, J. B.; Schlenker, J. L., A new family of mesoporous molecular sieves prepared with liquid crystal templates. *Journal of the American Chemical Society* **1992**, *114* (27), 10834-10843, DOI 10.1021/ja00053a020.
47. Huirache-Acuña, R.; Nava, R.; Peza-Ledesma, C.; Lara-Romero, J.; Alonso-Núñez, G.; Pawelec, B.; Rivera-Muñoz, E., SBA-15 Mesoporous Silica as Catalytic Support for Hydrodesulfurization Catalysts—Review. *Materials* **2013**, *6* (9), 4139-4167, DOI 10.3390/ma6094139.
48. Mellaerts, R.; Houthoofd, K.; Elen, K.; Chen, H.; Van Speybroeck, M.; Van Humbeeck, J.; Augustijns, P.; Mullens, J.; Van Den Mooter, G.; Martens, J. A., Aging behavior of pharmaceutical formulations of itraconazole on SBA-15 ordered mesoporous silica carrier material. *Microporous and Mesoporous Materials* **2010**, *130* (1-3), 154-161, DOI 10.1016/j.micromeso.2009.10.026.
49. Mellaerts, R.; Mols, R.; Kayaert, P.; Annaert, P.; Van Humbeeck, J.; Van Den Mooter, G.; Martens, J. A.; Augustijns, P., Ordered mesoporous silica induces pH-independent supersaturation of the basic low solubility compound itraconazole resulting in enhanced transepithelial transport. *International Journal of Pharmaceutics* **2008**, *357* (1-2), 169-179, DOI 10.1016/j.ijpharm.2008.01.049.
50. Speybroeck, M. V.; Barillaro, V.; Thi, T. D.; Mellaerts, R.; Martens, J.; Humbeeck, J. V.; Vermant, J.; Annaert, P.; Den Mooter, G. V.; Augustijns, P., Ordered Mesoporous Silica Material SBA-15: A Broad-Spectrum Formulation Platform for Poorly Soluble Drugs. *Journal of Pharmaceutical Sciences* **2009**, *98* (8), 2648-2658, DOI 10.1002/jps.21638.
51. Zhao, D.; Feng, J.; Huo, Q.; Melosh, N.; Fredrickson, G. H.; Chmelka, B. F.; Stucky, G. D., Triblock Copolymer Syntheses of Mesoporous Silica with Periodic 50 to 300 Angstrom Pores. *Science* **1998**, *279* (5350), 548-552, DOI DOI:10.1126/science.279.5350.548.
52. Jadhav, N. V.; Vavia, P. R., Dodecylamine Template-Based Hexagonal Mesoporous Silica (HMS) as a Carrier for Improved Oral Delivery of Fenofibrate. *AAPS PharmSciTech* **2017**, *18* (7), 2764-2773, DOI 10.1208/s12249-017-0761-x.
53. Yin, A.; Guo, X.; Dai, W.-L.; Li, H.; Fan, K., Highly active and selective copper-containing HMS catalyst in the hydrogenation of dimethyl oxalate to ethylene glycol. *Applied Catalysis A: General* **2008**, *349* (1-2), 91-99, DOI 10.1016/j.apcata.2008.07.020.
54. Tanev, P. T.; Pinnavaia, T. J., Mesoporous Silica Molecular Sieves Prepared by Ionic and Neutral Surfactant Templating: A Comparison of Physical Properties. *Chemistry of Materials* **1996**, *8* (8), 2068-2079, DOI 10.1021/cm950549a.
55. Colmenares, M. G.; Simon, U.; Yildiz, M.; Arndt, S.; Schomaecker, R.; Thomas, A.; Rosowski, F.; Gurlo, A.; Goerke, O., Oxidative coupling of methane on the Na<sub>2</sub>WO<sub>4</sub>-MnxOy catalyst: COK-12 as an inexpensive alternative to SBA-15. *Catalysis Communications* **2016**, *85*, 75-78, DOI 10.1016/j.catcom.2016.06.025.
56. Colmenares, M. G.; Simon, U.; Schmidt, F.; Dey, S.; Schmidt, J.; Thomas, A.; Gurlo, A., Tailoring of ordered mesoporous silica COK-12: Room temperature synthesis of mesocellular foam and multilamellar vesicles. *Microporous and Mesoporous Materials* **2018**, *267*, 142-149, DOI 10.1016/j.micromeso.2018.03.015.
57. Jammaer, J.; Aerts, A.; D'Haen, J.; Seo, J. W.; Martens, J. A., Convenient synthesis of ordered mesoporous silica at room temperature and quasi-neutral pH. *Journal of Materials Chemistry* **2009**, *19* (44), 8290, DOI 10.1039/b915273c.
58. Jo, B. H.; Seo, J. H.; Yang, Y. J.; Baek, K.; Choi, Y. S.; Park, S. P.; Oh, S. H.; Cha, H. J., Bioinspired Silica Nanocomposite with Autoencapsulated Carbonic Anhydrase as a Robust Biocatalyst for CO<sub>2</sub> Sequestration. *ACS Catalysis* **2014**, *4* (12), 4332-4340, DOI 10.1021/cs5008409.
59. Patel, H.; Routoula, E.; Patwardhan, S. V., Decontamination of Anthraquinone Dyes Polluted Water Using Bioinspired Silica as a Sustainable Sorbent. *Silicon* **2022**, *14*, 1235-1245, DOI 10.1007/s12633-020-00851-1.

60. Manning, J. R. H.; Yip, T. W. S.; Centi, A.; Jorge, M.; Patwardhan, S. V., An Eco-Friendly, Tunable and Scalable Method for Producing Porous Functional Nanomaterials Designed Using Molecular Interactions. *ChemSusChem* **2017**, *10* (8), 1683-1691, DOI 10.1002/cssc.201700027.
61. Boissière, C.; Larbot, A.; Van Der Lee, A.; Kooyman, P. J.; Prouzet, E., A New Synthesis of Mesoporous MSU-X Silica Controlled by a Two-Step Pathway. *Chemistry of Materials* **2000**, *12* (10), 2902-2913, DOI 10.1021/cm991188s.
62. Moner-Girona, M.; Roig, A.; Molins, E.; Llibre, J., Sol-Gel Route to Direct Formation of Silica Aerogel Microparticles Using Supercritical Solvents. *Journal of Sol-Gel Science and Technology* **2003**, *26* (1/3), 645-649, DOI 10.1023/a:1020748727348.
63. Regulation (EC) No 1272/2008 - classification, labelling and packaging of substances and mixtures (CLP), European Parliament, 2008.
64. Theis, T. L.; Bakshi, B. R.; Durham, D.; Fthenakis, V. M.; Gutowski, T. G.; Isaacs, J. A.; Seager, T.; Wiesner, M. R., A life cycle framework for the investigation of environmentally benign nanoparticles and products. *physica status solidi (RRL) - Rapid Research Letters* **2011**, *5* (9), 312-317, DOI 10.1002/pssr.201105083.
65. Patarin, J., Mild Methods for Removing Organic Templates from Inorganic Host Materials. *Angewandte Chemie International Edition* **2004**, *43* (30), 3878-3880, DOI 10.1002/anie.200301740.
66. Patwardhan, S. V.; Manning, J. R. H. WO2017037460A1 Silica Synthesis. 2017.
67. Patwardhan, S. V., Biomimetic and bioinspired silica: recent developments and applications. *Chemical Communications* **2011**, *47* (27), 7567, DOI 10.1039/c0cc05648k.
68. Manning, J. R. H. Sustainable chemistry and process intensification of bioinspired silica materials. PhD, The University of Sheffield, 2019.
69. Belton, D. J.; Patwardhan, S. V.; Perry, C. C., Spermine, spermidine and their analogues generate tailored silicas. *Journal of Materials Chemistry* **2005**, *15* (43), 4629, DOI 10.1039/b509683a.
70. Baccile, N.; Babonneau, F.; Thomas, B.; Coradin, T., Introducing ecodesign in silica sol-gel materials. *Journal of Materials Chemistry* **2009**, *19* (45), 8537, DOI 10.1039/b911123a.
71. Gérardin, C.; Reboul, J.; Bonne, M.; Lebeau, B., Ecodesign of ordered mesoporous silica materials. *Chemical Society Reviews* **2013**, *42* (9), 4217, DOI 10.1039/c3cs35451b.
72. Patwardhan, S. V., In the Lab: Bespoke Green Nanomaterials: Discovery, Design, Applications and Manufacture. *Johnson Matthey Technology Review* **2019**, *63* (3), 152-156, DOI 10.1595/205651319x15471379420005.
73. Drummond, C.; McCann, R.; Patwardhan, S. V., A feasibility study of the biologically inspired green manufacturing of precipitated silica. *Chemical Engineering Journal* **2014**, *244*, 483-492, DOI 10.1016/j.cej.2014.01.071.
74. Eckelman, M. J.; Zimmerman, J. B.; Anastas, P. T., Toward Green Nano. *Journal of Industrial Ecology* **2008**, *12* (3), 316-328, DOI 10.1111/j.1530-9290.2008.00043.x.



For Table of Contents Use Only.



A first study comparing the sustainability of a range of silicas, highlighting areas of concern and identifying potential improvements.