



Deposited via The University of Leeds.

White Rose Research Online URL for this paper:

<https://eprints.whiterose.ac.uk/id/eprint/184261/>

Version: Accepted Version

---

**Proceedings Paper:**

Jafari, R, Razvarz, S, Vargas-Jarillo, C et al. (2021) Leakage Detection for Pipe Systems with Fuzzy Monitoring Strategy. In: 2021 IEEE Symposium Series on Computational Intelligence (SSCI). 2021 IEEE Symposium Series on Computational Intelligence (SSCI), 05-07 Dec 2021, Orlando, FL, USA. IEEE. ISBN: 978-1-7281-9049-5.

<https://doi.org/10.1109/ssci50451.2021.9660103>

---

© 2021 IEEE. Personal use of this material is permitted. Permission from IEEE must be obtained for all other uses, in any current or future media, including reprinting/republishing this material for advertising or promotional purposes, creating new collective works, for resale or redistribution to servers or lists, or reuse of any copyrighted component of this work in other works.

**Reuse**

Items deposited in White Rose Research Online are protected by copyright, with all rights reserved unless indicated otherwise. They may be downloaded and/or printed for private study, or other acts as permitted by national copyright laws. The publisher or other rights holders may allow further reproduction and re-use of the full text version. This is indicated by the licence information on the White Rose Research Online record for the item.

**Takedown**

If you consider content in White Rose Research Online to be in breach of UK law, please notify us by emailing [eprints@whiterose.ac.uk](mailto:eprints@whiterose.ac.uk) including the URL of the record and the reason for the withdrawal request.

# Leakage Detection for Pipe Systems with Fuzzy Monitoring Strategy

Raheleh Jafari  
School of design,  
university of Leeds,  
Leeds, LS2 9JT, UK;  
r.jafari@leeds.ac.uk

Sina Razvarz  
Departamento de Control Automatico,  
CINVESTAV-IPN (National Polytechnic  
Institute),  
Mexico City 07360, Mexico;  
srazvarz@yahoo.com

Cristóbal Vargas-Jarillo  
Departamento de Control Automatico,  
CINVESTAV-IPN (National Polytechnic  
Institute),  
Mexico City 07360, Mexico;  
cvargas@ctrl.cinvestav.mx

Alexander Gegov <sup>\*,+</sup>  
<sup>\*</sup>School of Computing,  
University of Portsmouth, Buckingham Building,  
Portsmouth PO13HE, UK;  
<sup>+</sup>English Language Faculty of Engineering  
Technical University of Sofia  
Sofia 1756, Bulgaria;  
alexander.gegov@port.ac.uk

Omar Ali  
School of Computing,  
University of Portsmouth,  
Buckingham Building,  
Portsmouth PO13HE, UK.  
omar.ali1@port.ac.uk

**Abstract**— A Pipe is a ubiquitous product in the industries that is used to convey liquids, gases, or solids suspended in a liquid, e.g., a slurry from one location to another. Both internal and external cracking can result in structural failure of the industrial piping system and possibly decrease the service life of the equipment. The chaos and complexity associated with the uncertain behavior inherent in pipeline systems lead to difficulty in detection and localisation of leaks in real-time. The timely detection of leakage is important in order to reduce the loss rate and serious environmental consequences. To address this issue, in this paper an auto regressive with exogenous input (ARX)-Laguerre fuzzy proportional -derivative (PD) observation system is proposed to detect and estimate a leak in pipelines. In this work, the ARX-Laguerre model has been used to generate better performance in the presence of uncertainty. According to the results, the proposed technique can detect leaks accurately and effectively.

**Keywords**— Autoregressive with exogenous input Laguerre (ARX-Laguerre); Fuzzy; Pipeline; PD; Controller; PD observer.

## I. INTRODUCTION

Pipelines are the safest way for transporting crude oil, petroleum products, and natural gas over long distances. Pipelines deliver clear benefits in supporting economic growth as they provide a cheaper means to transport. However, oil and gas pipelines may be significantly damaged due to internal and external defects (e.g., corrosion, dents, gouges, weld defects). Construction and operational defects of pipes can pose major risks to supplies. Pipeline safety is possible using inspection and

monitoring techniques which can be either internal or external in nature.

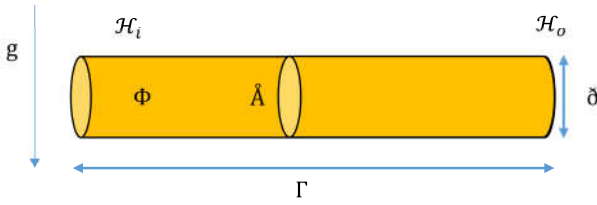
Over the last few years, a number of technologies have been reported to monitor pipelines such as acoustic emission [1-4], fibre optic sensor [5, 6], digital signal processing and mass-volume balance [7]. In [8, 9] an approach for the detection and location of leaks in a pipeline using only measurements at the extremes of the pipe is suggested. In [10] the technique of acoustic pulse reflectometry is proposed for the detection of leaks in pipes. In [11] the cepstrum method is used to analyse a series of different pipe networks, both with and without leaks. Fuzzy logic and artificial intelligence techniques have been used successfully in many real-world applications[12-17]. They have been used for leak detection in water networks as well as in the oil and gas industry. In [18, 19] neural network method is used to fault pattern recognition of pipeline leakage. In [20] and [21] neural network method has been proposed for the purpose of detecting and localizing leakage in pipeline. In [12, 22-24] neural network technique is used for detection of the gas leakage in pipeline. In [20] a fault detection model based on multi-layer neural network using data mining technique is used for pattern recognition in oil pipe networks [24-27]. Various researchers have used observational approaches for fault diagnosis in pipes that are based on different algorithms [28-30]. In [31], a nonlinear adaptive state observer approach is used for timely detection of leakage in pipelines. In [32] second-order sliding mode algorithm is used for estimating the

position of the leak in a pipeline. In [33, 34] an exponentially convergent observer is used for detection of leakage in pipelines.

This paper presents a new approach based on ARX-Laguerre fuzzy PD approach for detection of leakage in pipelines. First, in this study, the ARX-Laguerre technique is used for pipeline modeling. In the second step, the PD observer based on the ARX-Laguerre model is designed to improve leak estimation in the presence of uncertainties. The performance and reliability of the proposed technique is numerically assessed based on simulation results for a pipeline with a leakage. This paper is structured as follows: in the next section the fundamental equations which describe the flow through pipelines are given. Afterwards, the pipeline model equations based on the ARX-Laguerre Technique are given. Then the proposed new technique based on ARX-Laguerre fuzzy PD observer is explained to detect and locate leaks in a pipe. Next, the simulation results are given. Finally, conclusions are provided.

## II. PIPELINE MODELING

First, Here, we do not consider convective speed changes and compressibility effects in process lines ( $\Gamma$ ). The mass flow rate ( $\rho$ ), the flow in a pipe system ( $\Phi$ ), and the inlet pressure ( $\wp_i$ ) and outlet pressure ( $\wp_o$ ) at pipeline are assumed to be computable. Furthermore, the area of cross section ( $\hat{A}$ ) is fixed along the pipe. The suggested pipeline architecture is illustrated in Figure 1.



**Figure 1.** The suggested pipeline architecture

The differential equation describing the dynamic behavior of a fluid in a duct is based on the mass, momentum and the conservation of energy. Newton's 2nd law of motion ( $F = ma$ ), when implemented to a control volume generated the following momentum equation[35, 36],

$$\frac{\partial \mathcal{H}}{\partial t} + \frac{a^2}{g\hat{A}} \frac{\partial \Phi}{\partial x} = 0 \quad (1)$$

in which  $a$  represents the speed of the wave inside a fluid filled elastic duct. The wave velocity depends on the elastic properties of the fluid and pipe. The pressure head ( $\mathcal{H}$ ) and flow rate ( $\Phi$ ) change as functions of position and time,  $\mathcal{H}(x, t)$  and  $\Phi(x, t)$ , respectively, so that,  $x \in [0, \Gamma]$ , where  $\Gamma$  represents the length of the duct. When the flow rate is small enough, you get the following equation of momentum,

$$\frac{\partial \Phi}{\partial t} + \hat{A}g \frac{\partial}{\partial x} \mathcal{H} + \frac{\Im \Phi^2}{2\delta \hat{A}} = 0 \quad (2)$$

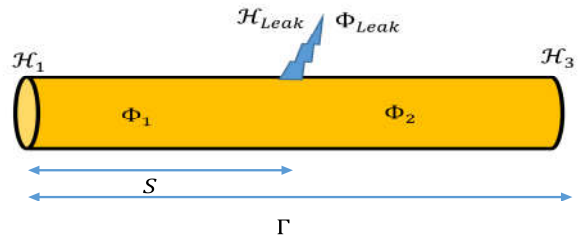
Now we can create a model of the pipe applying (1) and (2). These equations need to be solved, however getting analytical solutions is not easy. Because of this, different methods need to be used to solve these equations like characteristics and finite difference approaches [37]. Here, the finite difference approach is implemented such that (1) and (2) are discretized to obtain a system of ordinary differential equations. The considered finite difference approach discretizes the whole pipe into  $N$  smaller sections[37, 38].

The computational domain  $z \in [0, \Gamma]$  is divided up into three smaller domains  $\{s_k\} := \{0, s_{leak}, \Gamma\}$ , so that  $z_{leak}$  indicates the location of leak, see Figure 2. The leak flow rate can be measured by  $\Phi_{leak} = C_d \hat{A}_{leak} \sqrt{2g\mathcal{H}(s_{leak}, t)}$ , such that  $C_d$  represents efflux coefficient, and  $\hat{A}_{leak}$  the cross-sectional area along the leak path. The leak flow rate can be calculated by  $\Phi_{leak} = \Lambda \sqrt{\mathcal{H}(s_{leak}, t)}$ , in which  $\Lambda = C_d \hat{A}_{leak} \sqrt{2g}$ . The behaviour of a dynamic pipeline network can be described by an ordinary differential equation system,

$$\begin{aligned} \dot{\Phi}_1 &= \frac{g\hat{A}}{s} (\mathcal{H}_1 - \mathcal{H}_2) - \frac{\Im \Phi_1^2}{2\delta \hat{A}} \\ \dot{\mathcal{H}}_{leak} &= \frac{c^2}{g\hat{A}s} (\Phi_1 - \Phi_2 - \Lambda \sqrt{\mathcal{H}_{leak}}) \\ \dot{\Phi}_2 &= \frac{g\hat{A}}{\Gamma - s} (\mathcal{H}_2 - \mathcal{H}_3) - \frac{\Im \Phi_2^2}{2\delta \hat{A}} \end{aligned} \quad (3)$$

Suppose that both inlet and outlet pressures,  $\mathcal{H}_1$  and  $\mathcal{H}_3$ , respectively, are known and have been defined using external means such as a pump. The pressure  $\mathcal{H}_2$  and the inlet and outlet flow rate ( $\Phi_1$  and  $\Phi_2$ , respectively) of the leakage point are considered to be variables. From the continuity equation we can write,

$$\Phi_1 = \Phi_{leak} + \Phi_2 \quad (4)$$



**Figure 2.** The suggested pipeline architecture

## III. PIPELINE MODELING BASED ON THE ARX-LAGUERRE TECHNIQUE

For many years pipeline play a huge role in oil and gas industries as they significantly reduce transport costs. Leakage inspection in transmission pipelines is crucially significant for safe operation. In general, there are various fault detection methods, each with different potentials, however the selection of proper leak detection technique is difficult. This is

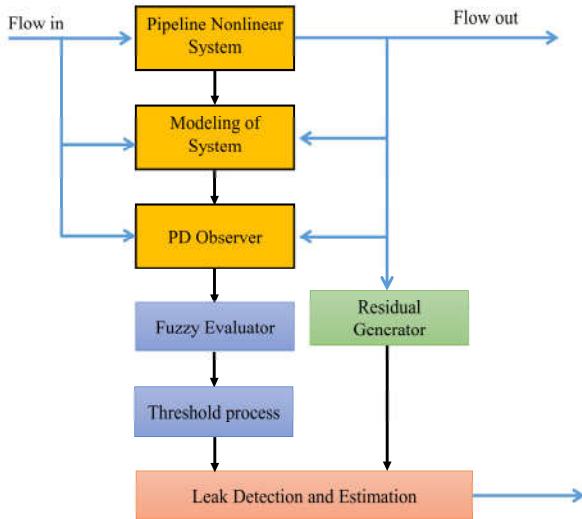
particularly important when they deal with various types of uncertainties of conditions. To deal with this problem we introduce a fuzzy ARX-Laguerre PD observer in Section 4. First, in this study, the ARX-Laguerre technique is used for pipeline modeling. In the second step, the PD observer based on the ARX-Laguerre model is designed to improve leak estimation in the presence of uncertainties. The proposed model-based ARX-Laguerre orthonormal method is represented by developing its coefficients associated to the flow input and flow output, Fourier coefficients, and Laguerre-based orthonormal function as follows [29]:

$$M_0(s) = \sum_0^{i_a} \lambda_{n,a} \left( \sum_{j=1}^{\infty} \ell_a * M_0(s) \right) \cdot x_{n,M_0}(s) + \sum_0^{i_b} \lambda_{n,b} \left( \sum_{j=1}^{\infty} \ell_b * M_i(s) \right) \cdot x_{n,M_i}(s) \quad (5)$$

in which  $M_0(s)$ ,  $(\lambda_{n,a}$  and  $\lambda_{n,b})$ ,  $(i_a, i_b)$   $(\ell_a, \ell_b)$ ,  $*$ ,  $M_i(s)$ ,  $x_{n,M_0}(s)$  and  $x_{n,M_i}(s)$  represent the pipe outflow, Fourier coefficients, the order of the system, Laguerre orthonormal function, convolution product, pipe inflow, exhaust filter, and entrance filter, respectively. By expanding the ARX model on Laguerre orthonormal bases the following state-space model can be obtained,

$$\begin{cases} M(s+1) = [AM(s) + B_y(y(s) + \alpha_s(k)) \\ \quad + B_u u(s)] \\ y(s) = (S)^T M(s) + B_s \alpha_s(s) \end{cases} \quad (6)$$

in which,  $M(s)$ ,  $y(s)$ ,  $u(s)$ ,  $\alpha_s(s)$  represent the state vector, calculated output, control input, and sensor defect respectively.  $A$ ,  $B_y$ ,  $B_u$ ,  $B_s$  as well as  $S$  represent matrices of coefficients. The flowchart of the proposed methodology is shown in Figure 3.



**Figure 3.** The flowchart of the proposed methodology

#### IV. ARX-Laguerre Fuzzy PD OBSERVATION TECHNIQUE

In this section the ARX-Laguerre fuzzy PD observation system is proposed to detect and estimate a leak in pipelines.

#### A. Modeling of Dynamic System by ARX-Laguerre

Let us consider the linear ARX state space model with disturbances illustrated by following equation to formulate the dynamic fault detection problem,

$$\begin{cases} M(s+1) = [A M(s) + B_u u(s)] \\ y(s) = (S)^T M(s) + B_s \alpha_s(s) \end{cases} \quad (7)$$

We define the ARX model on Laguerre base as follows [39, 40]:

$$\begin{aligned} y(k) &= \sum_0^{N_a-1} S_{(n,p)} x_{(n,y)}(s) + \sum_0^{N_b-1} S_{(n,b)} x_{(n,u)}(s) \\ X(k) &= [x_{(n,u)}(s) \quad x_{(n,y)}(s)] \\ x_{(n,y)}(s) &= L_n^a(k, \xi_p) * y(s) \\ x_{(n,u)}(s) &= L_n^b(k, \xi_b) * u(s) \end{aligned} \quad (8)$$

in which  $y(k)$ ,  $u(k)$ ,  $K_{(n,s)}$ ,  $(N_a, N_b)$ ,  $x_{(n,y)}(s)$ ,  $x_{(n,u)}(s)$  and  $(L_n^a(s, \xi_a), L_n^b(s, \xi_b))$  represent the pipe outflow, pipe inflow, Fourier coefficients, exhaust filter, entrance filter, and Laguerre orthonormal function, respectively.

Using (8), the following state-space model can be obtained in the presence of failures of the sensor as well as disturbances,

$$\begin{cases} M_s(s+1) = [AM_s(s) + B_y(y_s(s) + \alpha_s(s)) + \\ \quad B_u u(s)] \\ y(s) = (S)^T M_s(s) + B_s \alpha_s(s) \end{cases} \quad (9)$$

The fault of the sensor is calculated using the following formula,

$$\begin{aligned} e_y(s) &= y_s(s) - y(s) \\ e_M(s) &= \begin{bmatrix} M_{s(n,u)}(k) - M_{(n,u)}(s) \\ M_{s(n,y_s+\alpha_s)}(k) - M_{(n,y)}(s) \end{bmatrix} \end{aligned} \quad (10)$$

such that

$$\begin{aligned} M_{s(n,y_s+\alpha_s)}(s) \neq x_{(n,y)}(s) &\rightarrow M_s(s) \neq M(s) \\ &\rightarrow y_s(s) \neq y(s) \rightarrow e_y(s) \neq 0. \end{aligned} \quad (11)$$

Pipe with fault can be recognized using (11). The fuzzy PD observation method using the ARX-Laguerre technique is used for diagnosing fault in pipe.

#### B. Fault Diagnosis

In this study the ARX-Laguerre fuzzy PD observation system is proposed to identify sensor defects in pipes. We define the proposed technique by following formulas in the presence of failures of the sensor in the pipe,

$$\begin{cases} \hat{M}(s+1) = A\hat{M}(s) + B_y(\hat{y}(s) + \hat{\alpha}_s(s)) + \\ \quad B_y u(s) + K_p e(s) \\ e_s(s) = (q_s(s) - \hat{q}_s(s)) \\ \hat{\alpha}_s(s+1) = \hat{\alpha}_s(s) + K_{d_s}(e_s(s+1) \\ \quad + e_s(s) + e_s(s-1)) \\ \hat{y}(s+1) = (S)^T \hat{M}(s+1) + \beta_s \hat{\alpha}_s(s) \end{cases} \quad (12)$$

where  $\hat{M}(s)$  represents the state vector,  $\alpha_s(s)$  sensor defect and  $\hat{y}(s)$  the output of the system. In accordance with (12), in

this paper, we particularly study three main cases and types of faults in pipe.

In case  $\alpha_s \neq 0$ ,  $\hat{\alpha}_s(s) \neq \alpha_s(s)$  we have:

$$(y(s+1) - \hat{y}(s+1) \neq 0) \& (M(s+1) - \hat{M}(s+1)) \neq 0 \Rightarrow$$

$$\begin{bmatrix} M_1^T(s+1) & M_2^T(s+1) \end{bmatrix}^T \quad (13)$$

$$- \begin{bmatrix} \hat{M}_{1,\alpha_s}^T(s+1) & \hat{M}_{2,\alpha_s}^T(s+1) \end{bmatrix}^T \neq 0$$

$$\Rightarrow M_{(n,y)}(s) - \hat{M}_{(n,y+\alpha_s)}(s) \neq 0$$

Also, in case  $\alpha_s \neq 0$  as well as  $\hat{\alpha}_s(s) = \alpha_s(s)$ , we have:

$$(y(s+1) - \hat{y}(s+1) \neq 0) \& (M(s+1) - \hat{M}(s+1)) \neq 0 \Rightarrow \quad (14)$$

$$M_{(n,y)}(s) - \hat{M}_{(n,y+\alpha_s)}(s) \neq 0$$

In accordance with (14), in case the pipe includes sensor and pump failures, the signals received from pump and joint variable can identify the defects. Signal sensor faults are:

$$\hat{\alpha}_s = \alpha_s \rightarrow r_1 = w - \hat{w} \gg 0 \quad (15)$$

To increase the signal estimation accuracy and to modify the performance of fault estimation of the ARX-Laguerre PD technique, optimal fuzzy observer coefficients,  $K_{p_s}$ , and  $K_{d_s}$  are applied which are defined as follows:

$$K_{d_s} = K_{p_s} \cdot T_{d_s} \quad (16)$$

where  $T_{d_s}$ , represent the derivative gain for sensor failure, respectively. Following (14), we have:

$$K_{t_s} = \frac{(K_{p_s})^2}{\beta_s K_{d_s}} \quad (17)$$

Normalization of the above equation can be done by the formula described below,

$$K'_{p_s} = \frac{K_{p_s} - K_{p_s(\min)}}{K_{p_s(\max)} - K_{p_s(\min)}} \in [0,1], K'_{d_s} = \frac{K_{d_s} - K_{d_s(\min)}}{K_{d_s(\max)} - K_{d_s(\min)}} \in [0,1], 2 \leq \beta_s \leq 5 \quad (18)$$

such that  $\beta = \frac{\sum_i \alpha(x_i) \cdot x_i}{\sum_i \alpha(x_i)}$  represents a membership function.

## V. SIMULATION RESULTS

In this section we evaluate our proposed technique on a pipe model under the leak condition in the presence of failures of the sensor in the pipe. In order to check the efficiency of the proposed ARX-Laguerre fuzzy PD observation technique for fault detection conditions.

*Pipe under fault condition.* In this case, the duct functions under fault circumstances. The duct has two kinds of defects simultaneously, the sensor defect and the pump defect.

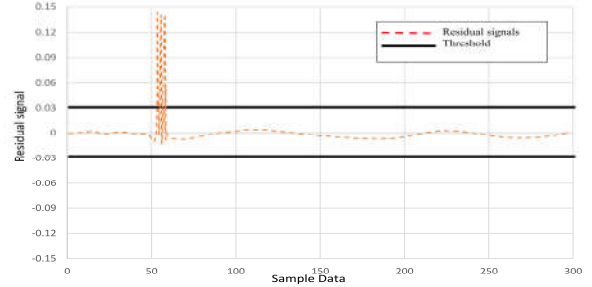
The input-output signals from sensor in the pipe with fault state can be computed as follows:

$$r(\phi) = \phi - \hat{\phi} \rightarrow r(\phi) = \phi - (\phi_{\text{observer}} + \alpha_s) \gg 0 \quad (19)$$

where,

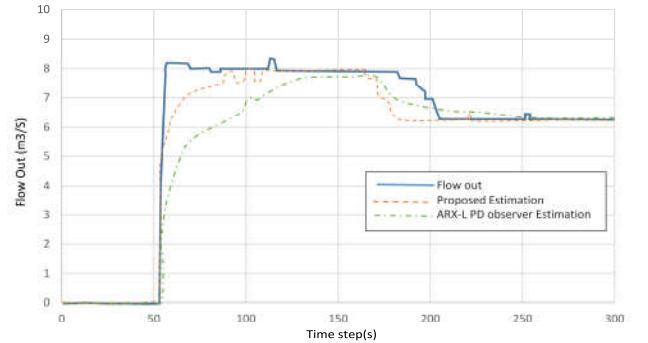
$$\phi_{1,\alpha_s}(m) = \begin{cases} 0.6, & 10 \leq t \leq 25 \\ 0, & \text{otherwise} \end{cases} \quad (20)$$

The sensor signal for the pipe under fault condition is shown in Figure 4.

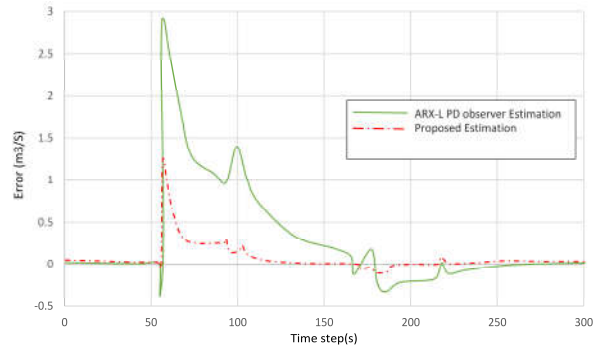


**Figure 4.** The sensor signal for the pipe under fault condition

The effectiveness of the proposed technique for fault estimation under fault condition is shown Figures 5. The error between the predicted output and the expected output based on the proposed technique under fault condition is shown in Figures 6.

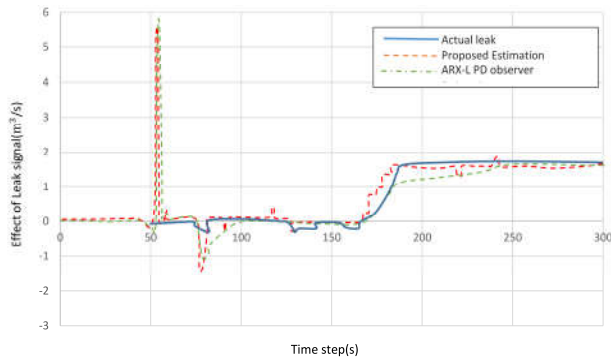


**Figure 5.** The effectiveness of the proposed technique for fault estimation under fault condition



**Figure 6.** The error between the predicted output and the expected output based on the proposed technique under fault condition

The effectiveness of the proposed technique for fault estimation at leakage point is shown in Figures 7. It can be seen from this figure that our proposed method detects fault in less time in comparison with PD observer technique.



**Figure 7.** The effectiveness of the proposed technique for fault estimation at leakage point in pipe

## VI. CONCLUSIONS

The task of precise defect detection in the pipeline system is a formidable challenge due to the uncertainties in leak signal. To better deal with uncertainties in the leak signal, in this paper, an ARX-Laguerre PD-observer is introduced to perform fault diagnosis in the pipeline system. First, in this study, the ARX-Laguerre technique is used for pipeline modeling. In the second step, the PD observer based on the ARX-Laguerre model is designed to improve leak estimation in the presence of uncertainties. The performance of the proposed algorithm is tested on numerical simulation. According to the results, the proposed technique can accurately locate the leakage point. In the future, the proposed observation method will be used to enhance the performance of fault diagnosis when the uncertainties are in the form of Z-numbers.

## REFERENCES

[1] L. Meng, L. Yuxing, W. Wuchang, and F. Juntao, "Experimental study on leak detection and location for gas pipeline based on acoustic method," *Journal of Loss Prevention in the Process Industries*, vol. 25, no. 1, pp. 90-102, 2012.

[2] H. Jin, L. Zhang, W. Liang, and Q. Ding, "Integrated leakage detection and localization model for gas pipelines based on the acoustic wave method," *Journal of Loss Prevention in the Process Industries*, vol. 27, pp. 74-88, 2014.

[3] Y. Mahmutoglu and K. Turk, "A passive acoustic based system to locate leak hole in underwater natural gas pipelines," *Digital Signal Processing*, vol. 76, pp. 59-65, 2018.

[4] R. Jafari, S. Razvarz, C. Vargas-Jarillo, and A. E. Gegov, "The Effect of Baffles on Heat Transfer," in *ICINCO (2)*, 2019, pp. 607-612.

[5] K. Lim, L. Wong, W. K. Chiu, and J. Kodikara, "Distributed fiber optic sensors for monitoring pressure and stiffness changes in out-of-round pipes," *Structural Control and Health Monitoring*, vol. 23, no. 2, pp. 303-314, 2016.

[6] Z. Jia, L. Ren, H. Li, and W. Sun, "Pipeline leak localization based on FBG hoop strain sensors combined with BP neural network," *Applied Sciences*, vol. 8, no. 2, p. 146, 2018.

[7] J. Wan, Y. Yu, Y. Wu, R. Feng, and N. Yu, "Hierarchical leak detection and localization method in natural gas pipeline monitoring sensor networks," *Sensors*, vol. 12, no. 1, pp. 189-214, 2012.

[8] C. Verde, "Minimal order nonlinear observer for leak detection," *J. Dyn. Sys., Meas., Control*, vol. 126, no. 3, pp. 467-472, 2004.

[9] S. Razvarz, R. Jafari, and A. Gegov, "A Review on Different Pipeline Defect Detection Techniques," in *Flow Modelling and Control in Pipeline Systems*: Springer, 2021, pp. 25-57.

[10] D. Sharp and D. Campbell, "Leak detection in pipes using acoustic pulse reflectometry," *Acta Acustica united with Acustica*, vol. 83, no. 3, pp. 560-566, 1997.

[11] M. Taghvaei, S. Beck, and W. Staszewski, "Leak detection in pipelines using cepstrum analysis," *Measurement Science and Technology*, vol. 17, no. 2, p. 367, 2006.

[12] R. Jafari, S. Razvarz, and A. Gegov, "Applications of Z-Numbers and Neural Networks in Engineering," in *Science and Information Conference*, 2020, pp. 12-25: Springer.

[13] R. Jafari, S. Razvarz, and A. Gegov, "End-to-end memory networks: a survey," in *Science and Information Conference*, 2020, pp. 291-300: Springer.

[14] R. Jafari, S. Razvarz, and A. Gegov, "A novel technique for solving fully fuzzy nonlinear systems based on neural networks," *Vietnam Journal of Computer Science*, vol. 7, no. 1, pp. 93-107, 2020.

[15] R. Jafari, M. A. Contreras, W. Yu, and A. Gegov, "Applications of Fuzzy Logic, Artificial Neural Network and Neuro-Fuzzy in Industrial Engineering," in *Latin American Symposium on Industrial and Robotic Systems*, 2019, pp. 9-14: Springer.

[16] S. Razvarz, F. Hernández-Rodríguez, R. Jafari, and A. Gegov, "Foundation of Z-Numbers and Engineering Applications," in *Latin American Symposium on Industrial and Robotic Systems*, 2019, pp. 15-24: Springer.

[17] A. Jafarian and R. Jafari, "New iterative approach for solving fully fuzzy polynomials," *Int. J. Fuzzy Math. Syst*, vol. 3, no. 2, pp. 75-83, 2013.

- [18] J. Zhao, D. Li, H. Qi, F. Sun, and R. An, "The fault diagnosis method of pipeline leakage based on neural network," in *2010 International Conference on Computer, Mechatronics, Control and Electronic Engineering*, 2010, vol. 1, pp. 322-325: IEEE.
- [19] R. Jafari, S. Razvarz, A. Gegov, and B. Vatchova, "A survey on applications of neuro-fuzzy models," in *2020 IEEE 10th International Conference on Intelligent Systems (IS)*, 2020, pp. 148-152: IEEE.
- [20] S. Belsito, P. Lombardi, P. Andreussi, and S. Banerjee, "Leak detection in liquefied gas pipelines by artificial neural networks," *AICHE Journal*, vol. 44, no. 12, pp. 2675-2688, 1998.
- [21] I. m. N. Ferraz, A. C. Garcia, and F. v. C. Bernardini, "Artificial neural networks ensemble used for pipeline leak detection systems," in *International Pipeline Conference*, 2008, vol. 48579, pp. 739-747.
- [22] A. Shibata, M. Konishi, Y. Abe, R. Hasegawa, M. Watanabe, and H. Kamijo, "Neuro based classification of gas leakage sounds in pipeline," in *2009 International Conference on Networking, Sensing and Control*, 2009, pp. 298-302: IEEE.
- [23] R. Jafari, S. Razvarz, A. Gegov, and B. Vatchova, "Deep Learning for Pipeline Damage Detection: an Overview of the Concepts and a Survey of the State-of-the-Art," in *2020 IEEE 10th International Conference on Intelligent Systems (IS)*, 2020, pp. 178-182: IEEE.
- [24] R. Jafari, S. Razvarz, A. Gegov, and S. Paul, "Modeling of Uncertain Nonlinear System With Z-Numbers," in *Encyclopedia of Information Science and Technology, Fifth Edition*: IGI Global, 2021, pp. 290-314.
- [25] R. R. Jafari, S.; Vargas-Jarillo, C.; Gegov, A, "Blockage Detection in Pipeline Based on the Extended Kalman Filter Observer.," *Electronics* vol. 9, no. 1, pp. 91-107, 2020.
- [26] S. Razvarz, R. Jafari, and C. Vargas-Jarillo, "Modelling and Analysis of Flow Rate and Pressure Head in Pipelines," in *2019 16th International Conference on Electrical Engineering, Computing Science and Automatic Control (CCE)*, 2019, pp. 1-6: IEEE.
- [27] S. Razvarz, R. Jafari, and A. Gegov, "Leakage detection in pipeline based on second order extended Kalman filter observer," in *Flow Modelling and Control in Pipeline Systems*: Springer, 2021, pp. 161-174.
- [28] Z. Gao, C. Cecati, and S. X. Ding, "A survey of fault diagnosis and fault-tolerant techniques—Part I: Fault diagnosis with model-based and signal-based approaches," *IEEE Transactions on Industrial Electronics*, vol. 62, no. 6, pp. 3757-3767, 2015.
- [29] F. Piltan and J.-M. Kim, "Bearing fault diagnosis by a robust higher-order super-twisting sliding mode observer," *Sensors*, vol. 18, no. 4, p. 1128, 2018.
- [30] Z. Gao, S. X. Ding, and C. Cecati, "Real-time fault diagnosis and fault-tolerant control," *IEEE Transactions on Industrial Electronics*, vol. 62, no. 6, pp. 3752-3756, 2015.
- [31] L. Billmann and R. Isermann, "Leak detection methods for pipelines," *IFAC Proceedings Volumes*, vol. 17, no. 2, pp. 1813-1818, 1984.
- [32] M. T. Angulo and C. Verde, "Second-order sliding mode algorithms for the reconstruction of leaks," in *2013 Conference on Control and Fault-Tolerant Systems (SysTol)*, 2013, pp. 566-571: IEEE.
- [33] O. M. Aamo, A. Smyshlyaev, M. Krstic, and B. A. Foss, "Output feedback boundary control of a Ginzburg–Landau model of vortex shedding," *IEEE transactions on automatic control*, vol. 52, no. 4, pp. 742-748, 2007.
- [34] S. Razvarz, C. Vargas-Jarillo, and R. Jafari, "Pipeline Monitoring Architecture Based on Observability and Controllability Analysis," in *2019 IEEE International Conference on Mechatronics (ICM)*, 2019, vol. 1, pp. 420-423.
- [35] T. Cebeci and P. Bradshaw, "Momentum transfer in boundary layers," *hemi*, 1977.
- [36] H. Y. Hafeez and C. E. Ndikilar, "4.1 The continuity equation," *Applications of Heat, Mass and Fluid Boundary Layers*, p. 67, 2020.
- [37] M. Tomé, N. Mangiavacchi, J. Cuminato, A. Castelo, and S. McKee, "A finite difference technique for simulating unsteady viscoelastic free surface flows," *Journal of Non-Newtonian Fluid Mechanics*, vol. 106, no. 2-3, pp. 61-106, 2002.
- [38] X. Wang, R. A. Wildman, D. S. Weile, and P. Monk, "A finite difference delay modeling approach to the discretization of the time domain integral equations of electromagnetics," *IEEE Transactions on Antennas and Propagation*, vol. 56, no. 8, pp. 2442-2452, 2008.
- [39] K. Bouzrara, T. Garna, J. Ragot, and H. Messaoud, "Online identification of the ARX model expansion on Laguerre orthonormal bases with filters on model input and output," *International Journal of control*, vol. 86, no. 3, pp. 369-385, 2013.
- [40] J. H. Kim, K. S. Kim, M. S. Sim, K. H. Han, and B. S. Ko, "An application of fuzzy logic to control the refrigerant distribution for the multi-type air conditioner," in *FUZZ-IEEE'99. 1999 IEEE International Fuzzy Systems. Conference Proceedings (Cat. No. 99CH36315)*, 1999, vol. 3, pp. 1350-1354: IEEE.