



This is a repository copy of *Protocol for a single-centre mixed-method pre–post single-arm feasibility trial of a culturally appropriate 6-week pulmonary rehabilitation programme among adults with functionally limiting chronic respiratory diseases in Malawi.*

White Rose Research Online URL for this paper:
<https://eprints.whiterose.ac.uk/182223/>

Version: Published Version

Article:

Bickton, F.M., Mankhokwe, N., Fombe, C. et al. (19 more authors) (2022) Protocol for a single-centre mixed-method pre–post single-arm feasibility trial of a culturally appropriate 6-week pulmonary rehabilitation programme among adults with functionally limiting chronic respiratory diseases in Malawi. *BMJ Open*, 12 (1). e057538. ISSN 2044-6055

<https://doi.org/10.1136/bmjopen-2021-057538>

Reuse

This article is distributed under the terms of the Creative Commons Attribution (CC BY) licence. This licence allows you to distribute, remix, tweak, and build upon the work, even commercially, as long as you credit the authors for the original work. More information and the full terms of the licence here:

<https://creativecommons.org/licenses/>





Takedown

If you consider content in White Rose Research Online to be in breach of UK law, please notify us by emailing eprints@whiterose.ac.uk including the URL of the record and the reason for the withdrawal request.



eprints@whiterose.ac.uk
<https://eprints.whiterose.ac.uk/>

BMJ Open Protocol for a single-centre mixed-method pre-post single-arm feasibility trial of a culturally appropriate 6-week pulmonary rehabilitation programme among adults with functionally limiting chronic respiratory diseases in Malawi

Fanuel Meckson Bickton ^{1,2}, Talumba Mankhokwe,³ Rebecca Nightingale,^{1,4} Cashon Fombe,³ Martha Mitengo,³ Langsfield Mwahimba,³ Wilfred Lipita,³ Laura Wilde ^{5,6}, Ilaria Pina,^{5,6} Zainab K Yusuf ^{5,6}, Zahira Ahmed,^{5,6} Martin Kamponda,⁷ Felix Limbani,¹ Harriet Shannon,² Enock Chisati,⁸ Andy Barton,⁵ Robert C Free,⁵ Michael Steiner,^{5,6} Jesse A Matheson,⁹ Adrian Manise,¹⁰ Sally J Singh,^{5,6} Jamie Rylance,^{1,4} Mark Orme ^{5,6}

To cite: Bickton FM, Mankhokwe T, Nightingale R, *et al*. Protocol for a single-centre mixed-method pre-post single-arm feasibility trial of a culturally appropriate 6-week pulmonary rehabilitation programme among adults with functionally limiting chronic respiratory diseases in Malawi. *BMJ Open* 2022;**12**:e057538. doi:10.1136/bmjopen-2021-057538

► Prepublication history and additional supplemental material for this paper are available online. To view these files, please visit the journal online (<http://dx.doi.org/10.1136/bmjopen-2021-057538>).

JR and MO are joint senior authors.

Received 20 September 2021
Accepted 13 December 2021



© Author(s) (or their employer(s)) 2022. Re-use permitted under CC BY. Published by BMJ.

For numbered affiliations see end of article.

Correspondence to

Fanuel Meckson Bickton;
fbickton@mlw.mw

ABSTRACT

Introduction Malawi has a substantial burden of chronic respiratory diseases (CRDs) which cause significant morbidity and loss of economic productivity, affecting patients, families and health systems. Pulmonary rehabilitation (PR) is a highly recommended non-pharmacological intervention in the clinical management of people with CRDs. However, Malawi lacks published evidence on the implementation of PR for people with CRDs. This trial will test the feasibility and acceptability of implementing a culturally appropriate hospital-based PR programme among adults with functionally limiting CRDs at Queen Elizabeth Central Hospital in Blantyre, Malawi.

Methods and analysis This is a single-centre mixed-methods pre-post single-arm feasibility trial. Ten patients aged ≥ 18 years, with a spirometry confirmed diagnosis of a CRD and breathlessness of ≥ 2 on the modified Medical Research Council dyspnoea scale, will be consecutively recruited. Their baseline lung function, exercise tolerance and health status will be assessed; including spirometry, Incremental Shuttle Walk Test and Chronic Obstructive Pulmonary Disease Assessment Test, respectively. Pretrial semistructured in-depth interviews will explore their experiences of living with CRD and potential enablers and barriers to their PR uptake. Along with international PR guidelines, these data will inform culturally appropriate delivery of PR. We initially propose a 6-week, twice-weekly, supervised centre-based PR programme, with an additional weekly home-based non-supervised session. Using combination of researcher observation, interaction with the participants, field notes and informal interviews with the participants, we will assess the feasibility of running the programme in the following areas: participants' recruitment, retention, engagement and protocol adherence. Following programme completion (after 6 weeks), repeat assessments of lung function,

Strengths and limitations of this study

- Pre-trial interviews with participants will result in a 'culturally adapted' intervention.
- Post-trial interviews will result in a refined and more acceptable intervention.
- The design of this trial will inform the design of a randomised controlled trial.
- Small sample size and single-centredness will limit the external validity of this trial.
- The cohort design of this trial will not ascertain a cause and effect relationship.

exercise tolerance and health status will be conducted. Quantitative changes in clinical outcomes will be described in relation to published minimal clinically important differences. Post-trial semistructured interviews will capture participants' perceived impact of the PR programme on their quality of life, enablers, and barriers to fully engaging with the programme, and allow iteration of its design.

Ethics and dissemination Ethical approval for this trial was obtained from University of Malawi College of Medicine Research and Ethics Committee (COMREC), Blantyre, Malawi (protocol number: P.07/19/2752) and University of Leicester Research Ethics Committee, Leicester, UK (ethics reference: 31574). The results of the trial will be disseminated through oral presentations at local and international scientific conferences or seminars and publication in a peer-reviewed journal. We will also engage the participants who complete the PR trial and the Science Communication Department at Malawi-Liverpool-Wellcome Trust Clinical Research Programme to organise community outreach activities within Blantyre to educate communities about CRDs and PR. We will also broadcast

our trial results through national radio station programmes such as the weekly “Thanzi la Onse” (Health of All) programme by Times Radio Malawi. We will formally present our trial results to Blantyre District Health Office and Malawi Ministry of Health.

Trial registration number ISRCTN13836793.

INTRODUCTION

Low-income and middle-income countries (LMICs) bear a disproportionately high burden of the global morbidity and mortality caused by chronic respiratory diseases (CRDs), including asthma, chronic obstructive pulmonary disease (COPD), bronchiectasis and post-tuberculosis lung disease (p-TBLD).¹ Known risk factors include tobacco smoking, outdoor air pollution, household smoke exposure, occupational dust exposure and pulmonary tuberculosis.² Significant chronic morbidity and loss of economic productivity are related to CRDs, which burden patients, families and health systems.³

A recent meta-analysis of Malawi data identified a high burden of chronic respiratory symptoms and abnormal spirometry data (particularly low forced vital capacity) in both children and adults.⁴ Notably, even successful tuberculosis (TB) treatment is still frequently followed by long-term cough and shortness of breath, leading to impaired quality of life, and placing a continued and sustained financial burden on patients and their families.^{5,6} Unfortunately, while drugs are the mainstay of treatment, they do not reduce the excess decline in lung function that is common in CRDs.⁷ Poor availability and affordability of drugs for CRDs in LMICs limit their impact, and effective non-pharmacological treatments could help mitigate this deficit.⁸

The World Health Organisation (WHO) recognised the global burden of non-communicable diseases through its ‘Rehabilitation 2030: A Call for Action’ initiative.⁹ Rehabilitation is a set of interventions to address limitations in everyday physical, mental and social functioning due to ageing, or a specific health condition such as chronic disease or injury.¹⁰ For individuals with CRDs, pulmonary rehabilitation (PR) is one of the core treatment modalities. This is a programme of exercise training, education and behaviour management, designed to improve the physical and psychological condition of people with CRDs and to promote the long-term adherence of health-enhancing behaviours.¹¹ Notably, in people with COPD, PR is supported by high-quality evidence of improvement in symptoms (dyspnoea, fatigue, anxiety, depression), exercise tolerance and overall health-related quality of life.¹² There is also evidence supporting PR for other CRDs including asthma,¹³ p-TBLD¹⁴ and bronchiectasis.¹⁵ In high-income countries, PR significantly reduces the direct costs of COPD by decreasing healthcare system usage, particularly unplanned hospital admissions.¹⁶ In LMICs, low-cost modifications can reduce the costs of specialist equipment, potentially allowing wider access and increased feasibility.^{17,18}

Current PR evidence is predominantly based on studies from high-income countries.¹⁹ Clinical PR services are

not widely available in LMICs,²⁰ where significant modifications may be required due to differences in resources, awareness, culture, healthcare configuration and target disease epidemiology.²¹ A systematic review of PR in Southern Africa demonstrated few trials, generally low-quality evidence for efficacy, and no published data from Malawi.³ Our proposed trial aims to investigate the feasibility and acceptability of implementing PR in Malawi, with the following specific objectives:

1. To codesign, with service users and stakeholders, a locally appropriate PR programme for adult patients with functionally limiting CRDs in Malawi.
2. To examine feasibility (ie, participants’ recruitment, retention, engagement, protocol adherence) and acceptability of the programme. This trial adapts the definition of ‘acceptability’ by Sekhon *et al*²²; the extent to which participants in this trial consider the PR programme to be appropriate, based on their experienced cognitive and emotional responses to the intervention. Elements of acceptability will include the participants’ attitudes, burden, perceived effectiveness, ethicality, intervention coherence, opportunity costs and self-efficacy.²²
3. To describe changes in participants’ lung function, exercise capacity and health status following their completion of the PR programme.

Findings of this trial will inform the design of a multi-centre randomised controlled trial of PR in Malawi to help address the broader question, ‘In low-resource settings (ie, like Malawi, settings with suboptimal healthcare service delivery for people with CRDs, underdeveloped healthcare infrastructure including lack of PR specialist equipment, paucity of PR knowledge and expertise, and shortage of human resources for health including rehabilitation professionals),²³ what is the feasibility and effectiveness of PR?’

METHODS AND ANALYSIS

The trial will be conducted, analysed and reported according to the Standard Protocol Items: Recommendations for Interventional Trials statement.²⁴ The trial is prospectively registered on the ISRCTN website (<https://doi.org/10.1186/ISRCTN13836793>).

Trial design

The proposed feasibility trial will use a single-centre mixed-methods pre–post single-arm design and will be conducted in three phases as follows:

- ▶ Phase 1: pre-trial qualitative work to inform the modifications required to make PR specific to the Malawi context.
- ▶ Phase 2: trial of the 6-week PR programme.
- ▶ Phase 3: post-trial quantitative and qualitative evaluation to determine the feasibility and acceptability of PR among participants, followed by identification of future modifications to the PR programme by the PR delivery team.

Trial place

The trial will be conducted at a single site, namely Queen Elizabeth Central Hospital (QECH), Blantyre, Malawi.

Trial period

Phase 1 is expected to run from October 2021 to November 2021. Phase 2 is expected to run from November 2021 to February 2022. Phase 3 is expected to run from February 2022 to March 2022.

Target population, sample size, recruitment and eligibility

The trial population will comprise patients presenting with functionally limiting CRDs such as p-TBLD, COPD, asthma and bronchiectasis, at QECH. Ten patients will be recruited, and these will be invited to participate in both phase 1 and phase 2 of the study. In phase 2 (the trial phase), they will be divided into groups of five per PR class or session. This sample size was chosen pragmatically based on previous PR studies of similar sample sizes^{25 26} (ie, 7 and 12 participants, respectively). Patients will be consecutively sampled and recruited from the chest clinic and medical wards at QECH. Inclusion criteria are: aged 18 years or older; a spirometry confirmed diagnosis of any CRD such as COPD, p-TBLD, asthma and bronchiectasis; functional limitation due to breathlessness reaching a score of ≥ 2 on the modified Medical Research Council (mMRC) dyspnoea scale.²⁷ Exclusion criteria are those who do not meet the inclusion criteria above; have acute or unstable conditions and medical complications (eg, acute myocardial infarction, uncontrolled asthma, syncope, thrombosis, pulmonary oedema, uncontrolled arrhythmias causing symptoms or haemodynamic compromise, acute respiratory failure, mental impairment leading to inability to cooperate, etc) or any other condition that would compromise participation in the rehabilitation programme; have an active infection including TB and COVID-19; have respiratory disease which is thought primarily to originate from COVID-19; are unable to provide informed consent.

Data collection

Phase 1

Face-to-face semistructured in-depth interviews with eligible participants will explore their experiences of living with CRD, including functional limitations, and identify potential enablers and barriers to participating in or adhering to PR. These interviews will be conducted in a quiet, private room. Prior to each interview, the researchers will explain the study to each participant using a detailed participant information sheet (online supplemental file 1), written in plain Chichewa (most used language in Malawi) and English, so that each participant can make an informed decision to participate or not. The researchers will read the participant information sheet loudly and verbatim at a moderate pace. This will be followed by a question and answer session between the participant and researchers, respectively, to ensure that all the participant's questions and concerns about the study

are satisfactorily addressed by the researchers. Then, the participant will be asked to give their written informed and autonomous consent to participate or not. Interviews are expected to last for up to 1 hour and will be audio-recorded with prior consent of each participant. A topic guide (online supplemental file 2) will direct the content of the interview and will include participants' experiences with breathing difficulties, anticipated enabling and limiting factors to undertaking a PR programme, attitudes and views on different elements or components of the programme, and suggestions for making the programme culturally acceptable to them.

Phase 2

As already mentioned, phase 1 participants will be invited to participate in phase 2 of the study. A case report form (CRF) will collect the following data from phase 2 participants (ie, through self-reported data and measurements) and their medical files:

- ▶ Demographic variables including age, sex, ethnic group, highest education level and employment status.
- ▶ Lung health variables including potential risk factors for lung disease (these will be assessed by adapting IMPALA questionnaires²⁸ available at https://github.com/jipp3r/IMPALA_QuestionSet, for example, smoking status (pack years) and biomass fuel exposure), primary respiratory diagnosis, time since diagnosis in years, number of CRD exacerbations and hospitalisations within the last 12 months, spirometric measurements (prebronchodilator and postbronchodilator forced expiratory volume in one second (FEV₁), forced vital capacity (FVC) and FEV₁/FVC ratio); comorbidities and treatments.
- ▶ Anthropometric measurements of height (using a Holtain stadiometer), weight (using calibrated weight scale) and body mass index (BMI).
- ▶ Health status variables including participants' perceived respiratory disability due to dyspnoea (using the mMRC dyspnoea scale²⁹), health-related quality of life (using the COPD Assessment Test³⁰), subjective experience of fatigue (using the Checklist Individual Strength fatigue subscale³¹) and psychological well-being (using the Hospital Anxiety and Depression Scale³²)—these tools will be translated and administered to participants in a standard manner in Chichewa, with the caveat being that they have not been cross-culturally validated in Malawi.
- ▶ Physical fitness variables including exercise tolerance (using the Incremental Shuttle Walk Test³³), with before-test and after-test measurements of oxygen saturation (SpO₂) and heart rate (using a pulse oximeter), blood pressure if not recently documented in the participant's medical file (using a sphygmomanometer), Borg rating of breathlessness³⁴ and Borg rate of perceived exertion.³⁴ We will also assess lower extremity muscular strength (using five-repetition



sit-to-stand test³⁵) and hamstring flexibility (using the chair sit and reach test³⁶).

Using combination of researcher observation, interaction with the participants, field notes and informal interviews, we will also assess the feasibility of running the PR programme in this study in the following areas: participants' recruitment (ie, availability of eligible participants and their referral to our PR programme); retention (ie, number and reasons of participant dropouts); engagement (ie, participants' enthusiasm with the intervention); and protocol adherence to the exercise regimen at both home and hospital.

Intervention description

Interview data from phase 1 will be used to culturally adapt the PR programme. We initially propose a 6-week, twice-weekly, supervised centre-based PR programme, with an additional weekly home-based non-supervised session. The programme will be delivered in a group format and will consist of about an hour of exercise training and another hour of health education. The PR sessions or classes will be run in the Physiotherapy Department at QECH. Participants will be provided with refreshments (ie, during rest periods of exercise sessions) and reimbursed for transport at rates mandated by the local research ethics committee. The initial intensity of the exercise regime will be tailored to each participant's exercise capacity (ie, using Incremental Shuttle Walk Test performance results for individual participant, that is, 50%–75% of their peak speed achieved on the Incremental Shuttle Walk Test³⁷), and gradually increased according to each patient's improvement over the course of PR (eg, as they are able to do more repetitions of an exercise than they were on the previous session).³⁸

At each session, participants will complete a set of exercises designed to improve aerobic fitness, muscle strength, endurance and flexibility. Established principles of exercise training will be used during exercise prescription.³⁹ Each participant will also be given an information sheet containing illustrations and instructions written in Chichewa for their weekly home-based exercise session. Participants will be requested to keep a standardised exercise and physical activity diary at home, which will have been pilot-tested a priori. The PR programme will not interfere with the participants' routine medical care from the primary care and/or referring teams.

The education component will be delivered to participants and their families or caregivers, which address: patients as active participants in their healthcare; understanding of the physical and psychological changes that occur with chronic illness, and coping strategies for these.⁴⁰ Education will be delivered either in group or individual sessions depending on the sensitivity of the topic and insights from phase 1. **Table 1** below lists some of the topics that may be covered.⁴¹

Table 1 Education topics

Topics that may be suitable for group sessions	Topics that may require individual consultation
Information about the lungs, lung diseases and respiratory medications	Smoking cessation
Exacerbations: prevention and management including action plans	Inhaler technique
Benefits of physical activity and exercise	Nutrition
Causes and management of breathlessness	Oxygen therapy
Coping with chronic lung disease, management of depression, anxiety and panic attacks	Instruction in airway clearance techniques
Communication with health professionals	Issues related to travelling with lung disease
Community resources including home care options	Sexual intimacy Continence Advanced care planning and end-of-life decision-making

Phase 3

Repeat assessments of participants' lung function, anthropometry (weight, height, BMI), submaximal exercise tolerance and health status will be conducted. Post-trial interviews with participants will also be conducted using a topic guide (online supplemental file 3), to assess the acceptability of the programme to participants. All participants who either complete or do not complete the 6-week PR programme will be invited to participate in these interviews. They will be asked for what went well and what might be improved in the programme. The interviews will be conducted in a private room at QECH (or at participant's home if they are unable to travel to QECH due to illness, etc), and are expected to last for up to 1 hour and will be audio-recorded with prior consent.

Patient and public involvement

As described in phase 1 and 2 sections, patients will be involved in the design of a culturally appropriate PR programme for this trial using their data collected through in-depth interviews prior to PR trial phase. After the trial, we will recruit a patient and public involvement (PPI) representative (patient expert) from the trial participants' group who can help, in a formal role, with the dissemination of trial findings and PPI in future studies. Currently, the protocol has received both internal and external expert input.

Data management

The CRFs will be printed out so that participants' data collected by these will be stored in physical form. All CRFs with participants' data will be stored securely in a locked

cabinet in the Physiotherapy Department at QECH. These will later be anonymised and digitally archived on a public online database similar to IMPALA's peer-reviewed 'Questionnaires for Lung Health across the Life Course' (https://github.com/jipp3r/IMPALA_QuestionSet),⁴² as a harmonised and shared data collection system of demographics, baseline and PR outcomes for patients undergoing PR in Malawi. The management of the system will be supported by the Data Management Support Unit at the Malawi-Liverpool-Wellcome Trust Clinical Research Programme. Likewise, interview data will be anonymised at the time of translation and transcription (ie, participants' names and dates will be removed). All anonymised transcripts will be stored for a maximum of 5 years on a password-encrypted computer at Malawi-Liverpool-Wellcome Trust Clinical Research Programme, after which they will be permanently deleted.

Quantitative data analysis and presentation

Quantitative data will be imported to IBM SPSS Statistics V.27 for descriptive analysis. The average pre-post PR outcome differences or changes in clinical outcomes will be represented as relative and absolute changes. Non-parametric statistical testing (Wilcoxon Signed-Rank Test⁴³) will be used to explore differences, with the caveat that this feasibility trial is not designed a priori for statistical power to detect differences or changes in clinical outcomes. In addition, as the trial lacks a control group with which to compare any recorded difference in clinical outcomes, we will be unable to attribute any pre-post PR difference or change in clinical outcomes to PR. However, where appropriate, the average changes in clinical outcomes will be discussed in relation to published minimal clinically important differences.⁴⁴ Results from quantitative data analysis will be presented in tables and/or graphs, with mean (SD), median (IQR) or frequency (percentage) used to report summary data.

Qualitative data analysis and presentation

Anonymised interview transcripts will be imported into QSR NVivo software platform for thematic analysis.⁴⁵ The analysis will be performed collaboratively between researchers to encourage a breadth and depth of analysis from different perspectives and viewpoints. Initially, the researchers will collaborate to develop a preliminary coding framework. Data coding will be performed by the researchers separately, using an iterative inductive approach⁴⁵ across all qualitative data. In summary, the researchers will broadly follow the steps outlined by Braun and Clarke,⁴⁵ including going through a process of familiarisation with the data by reading and rereading transcripts while making reflective notes on the literal content, looking closely at words used by participants, interpreting what the data meant by assigning initial codes or classifications to segments of text, and exploring relationships between these classifications and developing core themes. Results from qualitative data analysis will be presented in narrative form based on key themes

established during the analysis, supplemented by participants' quotations.

Adverse events

For the purposes of this work, an adverse event is defined as any unfavourable or unintended sign or response associated with participating in the PR programme of this trial. Due to anticipated thorough participant assessment (including risk assessment) and individualised nature of PR in this trial, adverse events are not anticipated. However, if such events do occur, the programme will be stopped immediately for the affected participant so that they can be given appropriate management, which may include referral to the medical team. All adverse events will be registered on the adverse event log and CRF. Serious adverse events will be reported to the Clinical Research Support Unit at Malawi-Liverpool-Wellcome Trust Clinical Research Programme, College of Medicine Research and Ethics Committee (COMREC), and University of Leicester Research Ethics Committee, for guidance where required.

ETHICS AND DISSEMINATION OF THE RESULTS

Ethical approval for this trial was obtained from University of Malawi COMREC, Blantyre, Malawi (protocol number: P.07/19/2752), and University of Leicester Research Ethics Committee, Leicester, United Kingdom (ethics reference: 31574). The results of the trial will be disseminated through oral presentations at local and international scientific conferences or seminars and publication in a peer-reviewed journal. We will also engage the participants who complete the PR trial and the Science Communication Department at Malawi-Liverpool-Wellcome Trust Clinical Research Programme to organise community outreach activities within Blantyre to educate communities about CRDs and PR. We will also broadcast our trial results through national radio station programmes such as the weekly 'Thanzi la Onse' (Health of All) programme by Times Radio Malawi. We will formally present our trial results to Blantyre District Health Office and Malawi Ministry of Health.

Author affiliations

- ¹Lung Health Research Group, Malawi-Liverpool-Wellcome Trust Clinical Research Programme, Blantyre, Malawi
- ²UCL GOS Institute of Child Health, University College London, London, UK
- ³Physiotherapy Department, Queen Elizabeth Central Hospital, Blantyre, Southern Region, Malawi
- ⁴Clinical Sciences, Liverpool School of Tropical Medicine, Liverpool, UK
- ⁵Department of Respiratory Sciences, University of Leicester, Leicester, UK
- ⁶Centre for Exercise and Rehabilitation Science, NIHR Leicester Biomedical Research Centre Respiratory Diseases, Leicester, UK
- ⁷Medicine Department, Queen Elizabeth Central Hospital, Blantyre, Southern Region, Malawi
- ⁸Department of Rehabilitation Sciences, Kamuzu University of Health Sciences, Blantyre, Malawi
- ⁹Department of Economics, University of Sheffield, Sheffield, UK
- ¹⁰NIHR Leicester Biomedical Research Centre, University Hospitals of Leicester NHS Trust, Leicester, UK

Twitter Fanuel Meckson Bickton @fmbickton, Laura Wilde @laurawilde24, Zainab K Yusuf @ZainabPhD, Zahira Ahmed @ZahiraAhmed5 and Mark Orme @MarkWOrme

Contributors FMB drafted the manuscript based on the original study protocol conceived and designed by FMB, JR and EC. FMB sent the draft manuscript to JR, EC, TM, RN, MWO, CF, MM, LM, WL, LW, IP, ZKY, ZA, MK, FL, HS, AB, RCF, MS, JAM, AM and SJS for their critical reviews for important intellectual content. FMB revised the draft accordingly before submission to BMJ Open. All authors approved the final revised draft to be submitted to BMJ Open and are accountable for all aspects of the work.

Funding This work was supported by the National Institute for Health Research (NIHR) (using the UK's Official Development Assistance (ODA) Funding) and Wellcome [221465/Z/20/Z] under the NIHR-Wellcome Partnership for Global Health Research; the Royal Society of Tropical Medicine and Hygiene (RSTMH) 2019 Small Grants programme (funded by NIHR; award/grant number N/A); the Academy of Medical Sciences Global Challenges Research Fund (GCRF) Networking Grant Scheme (GCRFNGR5\1242); and the NIHR- Global Health Research Group on Respiratory Rehabilitation (Global RECHARGE) (17/63/20) using UK aid from the UK Government to support global health research.

Disclaimer The views expressed are those of the authors and not necessarily those of the Wellcome, RSTMH, NIHR or the Department of Health and Social Care.

Competing interests None declared.

Patient consent for publication Not applicable.

Provenance and peer review Not commissioned; externally peer reviewed.

Supplemental material This content has been supplied by the author(s). It has not been vetted by BMJ Publishing Group Limited (BMJ) and may not have been peer-reviewed. Any opinions or recommendations discussed are solely those of the author(s) and are not endorsed by BMJ. BMJ disclaims all liability and responsibility arising from any reliance placed on the content. Where the content includes any translated material, BMJ does not warrant the accuracy and reliability of the translations (including but not limited to local regulations, clinical guidelines, terminology, drug names and drug dosages), and is not responsible for any error and/or omissions arising from translation and adaptation or otherwise.

Open access This is an open access article distributed in accordance with the Creative Commons Attribution 4.0 Unported (CC BY 4.0) license, which permits others to copy, redistribute, remix, transform and build upon this work for any purpose, provided the original work is properly cited, a link to the licence is given, and indication of whether changes were made. See: <https://creativecommons.org/licenses/by/4.0/>.

ORCID iDs

Fanuel Meckson Bickton <http://orcid.org/0000-0002-0925-909X>

Laura Wilde <http://orcid.org/0000-0002-1404-6304>

Zainab K Yusuf <http://orcid.org/0000-0001-7859-5102>

Mark Orme <http://orcid.org/0000-0003-4678-6574>

REFERENCES

- Meghji J, Mortimer K, Agusti A, *et al*. Improving lung health in low-income and middle-income countries: from challenges to solutions. *The Lancet* 2021;397:928–40.
- van Kampen SC, Wanner A, Edwards M, *et al*. International research and guidelines on post-tuberculosis chronic lung disorders: a systematic scoping review. *BMJ Glob Health* 2018;3:e000745.
- Bickton FM, Fombe C, Chisati E, *et al*. Evidence for pulmonary rehabilitation in chronic respiratory diseases in sub-Saharan Africa: a systematic review. *Int J Tuberc Lung Dis* 2020;24:991–9.
- Nightingale R. Non-communicable respiratory disease in Malawi: a systematic review and meta-analysis. *Malawi Med J* 2020;32:64–73.
- Meghji J, Lesosky M, Joeekes E, *et al*. Patient outcomes associated with post-tuberculosis lung damage in Malawi: a prospective cohort study. *Thorax* 2020;75:269–78.
- Meghji J, Gregorius S, Madan J, *et al*. The long term effect of pulmonary tuberculosis on income and employment in a low income, urban setting. *Thorax* 2021;76:387–95.
- Montuschi P, Malerba M, Santini G, *et al*. Pharmacological treatment of chronic obstructive pulmonary disease: from evidence-based medicine to phenotyping. *Drug Discov Today* 2014;19:1928–35.
- Kibirige D, Sanya RE, Nantanda R, *et al*. Availability and affordability of medicines and diagnostic tests recommended for management of asthma and chronic obstructive pulmonary disease in sub-Saharan Africa: a systematic review. *Allergy Asthma Clin Immunol* 2019;15:14.
- Gimigliano F, Negrini S. The World Health Organization "Rehabilitation 2030: a call for action". *Eur J Phys Rehabil Med* 2017;53:155–68.
- Cieza A, Causey K, Kamenov K, *et al*. Global estimates of the need for rehabilitation based on the global burden of disease study 2019: a systematic analysis for the global burden of disease study 2019. *The Lancet* 2020;396:2006–17.
- Spruit MA, Singh SJ, Garvey C, *et al*. An official American thoracic Society/European respiratory Society statement: key concepts and advances in pulmonary rehabilitation. *Am J Respir Crit Care Med* 2013;188:e13–64.
- Bolton CE, Bevan-Smith EF, Blakey JD, *et al*. British thoracic Society guideline on pulmonary rehabilitation in adults: accredited by NICE. *Thorax* 2013;68:ii1–30.
- Majd S, Apps L, Chantrell S, *et al*. A feasibility study of a randomized controlled trial of Asthma-Tailored pulmonary rehabilitation compared with usual care in adults with severe asthma. *J Allergy Clin Immunol Pract* 2020;8:3418–27.
- Ando M, Mori A, Esaki H, *et al*. The effect of pulmonary rehabilitation in patients with post-tuberculosis lung disorder. *Chest* 2003;123:1988–95.
- Patel S, Cole AD, Nolan CM, *et al*. Pulmonary rehabilitation in bronchiectasis: a propensity-matched study. *Eur Respir J* 2019;53:1801264.
- Johnston K, Grimmer-Somers K. Pulmonary rehabilitation: overwhelming evidence but lost in translation? *Physiotherapy Canada* 2010;62:368–73.
- Griffiths TL, Phillips CJ, Davies S. Cost effectiveness of an outpatient multidisciplinary pulmonary rehabilitation programme. *Thorax* 2001;56:779–84.
- Patel S, Palmer MD, Nolan CM, *et al*. Supervised pulmonary rehabilitation using minimal or specialist exercise equipment in COPD: a propensity-matched analysis. *Thorax* 2021;76:264–71.
- Habib GMM, Rabinovich R, Divgi K, *et al*. Systematic review of clinical effectiveness, components, and delivery of pulmonary rehabilitation in low-resource settings. *NPJ Prim Care Respir Med* 2020;30:52.
- Singh SJ, Halpin DMG, Salvi S, *et al*. Exercise and pulmonary rehabilitation for people with chronic lung disease in LMICs: challenges and opportunities. *Lancet Respir Med* 2019;7:1002–4.
- Habib GMM, Uzzaman MN, Malik P, *et al*. Engaging with stakeholders in a research programme to promote implementation of pulmonary rehabilitation in Bangladesh: challenges and opportunities. *J Glob Health* 2020;10:020384.
- Sekhon M, Cartwright M, Francis JJ. Acceptability of healthcare interventions: an overview of reviews and development of a theoretical framework. *BMC Health Serv Res* 2017;17:88.
- van Zyl C, Badenhorst M, Hanekom S, *et al*. Unravelling 'low-resource settings': a systematic scoping review with qualitative content analysis. *BMJ Glob Health* 2021;6:e5190.
- Chan A-W, Tetzlaff JM, Altman DG, *et al*. Spirit 2013 statement: defining standard protocol items for clinical trials. *Ann Intern Med* 2013;158:200–7.
- Clarke H, Voss M. The role of a multidisciplinary student team in the community management of chronic obstructive pulmonary disease. *Prim Health Care Res Dev* 2016;17:415–20.
- Jones RC, Copper S, Riley O, *et al*. A pilot study of pulmonary rehabilitation in primary care. *Br J Gen Pract* 2002;52:567–8.
- NICE. *Chronic obstructive pulmonary disease in over 16s: diagnosis and management*, 2018.
- Saleh S, van Zyl-Smit R, Allwood B, *et al*. Questionnaires for lung health in Africa across the life course. *Int J Environ Res Public Health* 2018;15:1615.
- Munari AB, Gulart AA, Dos Santos K, *et al*. Modified medical Research Council dyspnea scale in gold classification better reflects physical activities of daily living. *Respir Care* 2018;63:77–85.
- Jones PW, Harding G, Berry P, *et al*. Development and first validation of the COPD assessment test. *Eur Respir J* 2009;34:648–54.
- Vercoulen JHMM, Swanink CMA, Fennis JFM, *et al*. Dimensional assessment of chronic fatigue syndrome. *J Psychosom Res* 1994;38:383–92.
- Zigmond AS, Snaith RP. The hospital anxiety and depression scale. *Acta Psychiatr Scand* 1983;67:361–70.
- Singh SJ, Morgan MD, Scott S, *et al*. Development of a shuttle walking test of disability in patients with chronic airways obstruction. *Thorax* 1992;47:1019–24.
- Mahler DA, Horowitz MB. Perception of breathlessness during exercise in patients with respiratory disease. *Med Sci Sports Exerc* 1994;26:1078–81.

- 35 Jones SE, Kon SSC, Canavan JL, *et al.* The five-repetition sit-to-stand test as a functional outcome measure in COPD. *Thorax* 2013;68:1015–20.
- 36 Jones CJ, Rikli RE, Max J, *et al.* The reliability and validity of a chair sit-and-reach test as a measure of hamstring flexibility in older adults. *Res Q Exerc Sport* 1998;69:338–43.
- 37 Zainuldin R, Mackey MG, Alison JA. Prescription of walking exercise intensity from the incremental shuttle walk test in people with chronic obstructive pulmonary disease. *Am J Phys Med Rehabil* 2012;91:592–600.
- 38 Armstrong M, Vogiatzis I. Personalized exercise training in chronic lung diseases. *Respirology* 2019;24:854–62.
- 39 Garvey C, Bayles MP, Hamm LF, *et al.* Pulmonary rehabilitation exercise prescription in chronic obstructive pulmonary disease: review of selected guidelines: an official statement from the American association of cardiovascular and pulmonary rehabilitation. *J Cardiopulm Rehabil Prev* 2016;36:75–83.
- 40 Australia" LF. *Pulmonary rehabilitation toolkit – importance of education*, 2016.
- 41 Jenkins S, Hill K, Cecins NM. State of the art: how to set up a pulmonary rehabilitation program. *Respirology* 2010;15:1157–73.
- 42 Saleh S, van Zyl-Smit R, Allwood B, *et al.* Questionnaires for lung health in Africa across the life course. *Int J Environ Res Public Health* 2018;15:1615.
- 43 King AP, Eckersley RJ. Chapter 6 - Inferential Statistics III: Nonparametric Hypothesis Testing. In: King AP, Eckersley RJ, eds. *Statistics for biomedical engineers and scientists*. Academic Press, 2019: 119–45.
- 44 McGlothlin AE, Lewis RJ. Minimal clinically important difference: defining what really matters to patients. *JAMA* 2014;312:1342–3.
- 45 Braun V, Clarke V. Using thematic analysis in psychology. *Qual Res Psychol* 2006;3:77–101.

Supplementary file 1: Participant Information Sheet (English version)**1. Study title**

Feasibility and acceptability of pulmonary rehabilitation for adults with functionally limiting chronic respiratory disease in Malawi: A mixed-methods single-arm interventional prospective cohort study

2. Invitation

I would like to invite you to take part in a research study. Before you decide you need to understand why the research is being done and what it would involve for you. Please take time to read the following information carefully. Ask questions if anything you read is not clear or would like more information. Take time to decide whether or not to take part.

3. Purpose of study

The study aims to (1) establish the acceptability and feasibility of an intervention in the management of adults with functionally limiting chronic respiratory diseases (CRDs) in Malawi, called pulmonary rehabilitation (PR), and (2) to design a locally appropriate PR program for adults with functionally limiting CRDs in Malawi. A similar study has recently been conducted in Uganda.

4. Why have I been invited?

You have been invited to participate in this study because you have a chronic respiratory disease.

5. Do I have to take part?

Participation in the study is entirely voluntary. It is up to you to decide. We will describe the study and go through the information sheet, which we will give to you. We will then ask you to sign a consent form to show you agreed to participate. You are free to withdraw at any time, without giving a reason and this will not affect the standard of care you receive for your disease.

6. What will happen to me if I take part?

You will be invited to participate and complete a pulmonary rehabilitation (PR) programme run at Queen Elizabeth Central Hospital (QECH) by a team of healthcare professionals including physiotherapists, nurses and doctors. Before the programme begins, you will be assessed for your eligibility to participate in the study and to establish your baseline characteristics. The programme will run for 6 weeks, 2 days of a supervised session each week at QECH and 1 day of unsupervised session as your home, 2 hours each session. The programme will involve exercises such as walking, education such as knowledge about your disease, and behaviour change such as smoking cessation. The exercises will be tailored and progressed according to each participant's abilities. Other 9 participants of a similar condition like yours will also participate in the study together with you. After the 6 weeks of the programme, you will be assessed again for any changes that might have happened due to the programme. We may also assess you during the programme. The assessments may involve, among others, your lung function, your exercise capacity/tolerance, your quality of life, and vital signs such as blood pressure and pulse rate. There will be social interaction with other participants during the programme. There will also be rest periods and provision of light food and soft drinks as refreshments. We will try to

make the programme as much interesting and enjoyable as possible to everyone. At times, we will collect information from you about the programme through audio-recorded interviews and group discussions. All data collected will be managed with confidentiality by the study team.

7. Will there be any risks involved in the study?

PR is safe except under certain circumstances, such as if you have uncontrolled heart disease or exacerbations of your respiratory diseases. The assessment we will conduct prior to your participation in the program will help us establish the programme's safety to you. In the case where exacerbations happen to you during the programme, we will immediately stop the programme and refer you to the medical personnel for immediate treatment. Since the programme will happen within the premises of the hospital, such referral process will be easier for you. The programme will not stop you from continuing your normal standard of care including taking your medications. Otherwise, with all safety measures in place, we don't expect any risks during the study.

8. Will there be any benefits involved in being in the study?

We cannot promise the study will help you but we know that PR has well-established benefits. We, therefore, hope that it will lead to better outcomes of your disease and health.

9. What will happen to the findings of the study?

We will record the information we collect from you using a computer. This information will be transferred to a computer database with your identifiers removed, so that you cannot be identified from this information. The information will be stored securely for 5-years.

The results of the study will be shared at research meetings (in Malawi and overseas) and will be published in medical journals, so that other healthcare professionals and patients can benefit from our findings. You will not be identified in such avenues too.

10. Who is organizing the study?

The principal investigator of the study is Mr. Fanuel Bickton, a trained physiotherapist and research intern working at the Malawi-Liverpool-Wellcome Trust Clinical Research Programme (MLW). He and the study are being supervised by Dr. Jamie Rylance from MLW and Mr. Enock Chisati from the University of Malawi.

11. Expenses/payments

You will be compensated for your travel expenses (MWK1500.00 per study visit) to participate in the study.

12. Source of funding for the study

The study is funded by the Malawi-Liverpool-Wellcome Trust Clinical Research Programme through the Lung Health research group.

13. What happens if I change my mind?

If you agree to join the study you can change your mind and withdraw your consent at any time. If you have any questions about this study, please contact any of the following individuals:

Principle investigator:

Mr. Fanuel Bickton:

Cell: +265 982 55 23 53

E-mail: fbickton@stud.medcol.mw

Supervisors:

1. Dr. Jamie Rylance:

Cell: +265 (0) 996 80 46 11

E-mail: jamie.rylance@lstmed.ac.uk

2. Mr. Enock Chisati:

Cell: +265 (0) 888 16 82 84

E-mail: echisati@medcol.mw / echisati@gmail.com

The local ethics committee (COMREC) has reviewed and approved this study – any problems that cannot be addressed by the study team, should be directed to:

COMREC Secretariat, College of Medicine, P/Bag 360, Chichiri, Blantyre 3, Malawi; Tel: +265 1871911 ext. 334; E-mail: comrec@medcol.mw

You will be given a copy of this sheet to keep, together with a copy of your consent form.

Supplementary file 2: Topic Guide for Pre-PR In-Depth Interviews (English version)

The guide may be adapted during the research in response to emerging issues.

Overall structure of the interview:

- i. Consent of the participant to take part in this trial
- ii. **Recorder started**
- iii. Self-introduction by the researcher
- iv. Explanation to the participant that they should treat the information they hear as confidential
- v. Detailed explanation of what PR is and what it involves (see definition and explanation below)
- vi. Structured interview around participant's barriers and enablers for participating and completing a PR programme
- vii. **Recorder stopped**

PR summary (to use for quick reference for key elements of PR for either interviewer or participant where necessary):

Pulmonary rehabilitation is the use of exercise, education, and behaviour change to improve health and quality of life in people with chronic respiratory diseases such as COPD, asthma and p-TBLD. The exercise component may include walking, the education component may include knowledge about nutrition and patient's disease and how patients can manage the symptoms themselves, and behaviour change may include adopting and adhering to health-enhancing behaviours such as smoking cessation. PR begins and ends with a thorough assessment of the patient. PR is recommended in international guidelines for the management of chronic respiratory diseases; it has been found to improve the patient's quality of life by, among others: reducing shortness of breath, increasing exercise tolerance, promoting a sense of well-being, and decreasing the number of hospitalizations. A typical PR programme runs for at least six weeks and involves weekly two supervised sessions at the hospital and one unsupervised session at the patient's home. Each session takes about 2 hours. Participants interact with each other during the sessions. There are also rest periods and refreshments in form of light food and soft drinks are provided during these periods. We try to make the sessions as much interesting and enjoyable as possible to everyone.

1. Participant's experience with breathing difficulties

- 1.1 How can you describe your breathing problem?
- 1.2 How has your life changed because of breathing difficulties? What is it in your daily life worries you about your breathing?
- 1.3 What do you do to relieve your breathing problem?

2. Participant's views on enabling and limiting factors to undertaking a PR program: 2.1

- What factors do you think would enable you attend and complete the programme?
- 2.2 What factors do you think would prevent you from attending and completing the programme?

3. Participant's attitudes and views on different elements/components of PR:

- 3.1 The programme will be taking place at the hospital's gym, either in the morning or afternoon of the selected 2 days. What can you say and suggest about the location, days, and timing of the programme?

- 3.2 PR involves group work. What do you think about this?
- 3.3 One feature of pulmonary rehabilitation is a regular, tailored exercise session. What do you think about this?
- 3.4 Another feature of the programme is education which may include the importance of smoking cessation along with support to do so. What can you say about this?
- 3.5 Participating in a PR programme would mean you travelling from your home to a PR centre. What do you say about this?
- 2.9 A participant group attending a PR program may be a mixture of men and women. How do you feel about that?
- 2.10 Professionals delivering a PR program can be male or female. What do you say about that?
- 2.11 Due to the nature of the PR program, you may have to do it in public sometimes. How do you feel about that?
- 4. Conclusion:**
- 4.1 If you accepted to participate in a PR program, which aspects of your health or life would you most like to see improvement in?
- 4.2 What are your hopes and doubts about the PR program?
- 4.3 How can we make the programme successful or attainable for you?
- 4.4 Do you have additional comments?

Supplementary file 3: Topic guide for post-PR in-depth Interviews (English version)

The guide may be adapted during the research in response to emerging issues.

Overall structure of the interview:

- i. Consent of the participant to take part in this trial
- ii. **Recorder started**
- iii. Self-introduction by the researcher
- iv. Explanation to the participant that they should treat the information they hear as confidential
- v. Detailed introduction of the interview (see below)
- vi. Structured interview around the impact of PR on patient's disease and/or quality of life, barriers, and enablers for participating and completing the trial's PR programme, the willingness/motivation to undertake the programme again in the future, the willingness to continue the programme at home, and the willingness to recommend the programme to other patients with similar condition
- vii. **Recorder stopped**

Introduction:

Thank you for participating and completing a PR programme in the trial that has just ended. Now, this part of the trial aims to establish your experiences with the programme including its impact on your health or quality of life, your views on what went well and what went wrong with the programme, your recommendations on how to improve the programme, and your motivation/willingness to undertake the programme again in the future and to continue it at your home. Please, note that there aren't any right or wrong answers. I am just trying to gather your opinions and experiences. I am asking the same questions to your friends with whom you undertook the programme (if IDIs are used) and the information you share with me is confidential.

1. Impact of the PR program on participants

- 1.1 How are you feeling now?
- 1.2 How does your disease affect you since you have taken part in the rehabilitation programme?
- 1.3 What has changed since last time I spoke to you?
- 1.4 Which aspects of your activities have changed?
- 1.5 How do you now feel about taking part in activities such as going out/walking, etc.?
- 1.6 How do you feel about your breathlessness now?

2. Recommendations

- 2.1 What do you think went well and what did not go well with the programme?
- 2.2 What recommendations can you suggest improving the program?
- 2.3 In the future, for you to attend and complete a PR programme, what circumstances would have to change for you?

3. Maintenance of PR program

- 3.1 Would you consider continuing the programme at your home?

4. Conclusion

- 4.1 Are there any other issues you would like to raise?