




BMJ Open Effects of computerised clinical decision support systems (CDSS) on nursing and allied health professional performance and patient outcomes: a systematic review of experimental and observational studies

Teumzghi F Mebrahtu ¹, Sarah Skyrme,² Rebecca Randell ^{3,4}, Anne-Maree Keenan,² Karen Bloor ⁵, Huiqin Yang,² Deirdre Andre,⁶ Alison Ledward,² Henry King,² Carl Thompson²

To cite: Mebrahtu TF, Skyrme S, Randell R, *et al.* Effects of computerised clinical decision support systems (CDSS) on nursing and allied health professional performance and patient outcomes: a systematic review of experimental and observational studies. *BMJ Open* 2021;**11**:e053886. doi:10.1136/bmjopen-2021-053886

► Prepublication history and additional supplemental material for this paper are available online. To view these files, please visit the journal online (<http://dx.doi.org/10.1136/bmjopen-2021-053886>).

Received 26 May 2021

Accepted 22 November 2021



© Author(s) (or their employer(s)) 2021. Re-use permitted under CC BY. Published by BMJ.

For numbered affiliations see end of article.

Correspondence to

Teumzghi F Mebrahtu;
t.f.mebrahtu@leeds.ac.uk

ABSTRACT

Objective Computerised clinical decision support systems (CDSS) are an increasingly important part of nurse and allied health professional (AHP) roles in delivering healthcare. The impact of these technologies on these health professionals' performance and patient outcomes has not been systematically reviewed. We aimed to conduct a systematic review to investigate this.

Materials and methods The following bibliographic databases and grey literature sources were searched by an experienced Information Professional for published and unpublished research from inception to February 2021 without language restrictions: MEDLINE (Ovid), Embase Classic+Embase (Ovid), PsycINFO (Ovid), HMIC (Ovid), AMED (Allied and Complementary Medicine) (Ovid), CINAHL (EBSCO), Cochrane Central Register of Controlled Trials (Wiley), Cochrane Database of Systematic Reviews (Wiley), Social Sciences Citation Index Expanded (Clarivate), ProQuest Dissertations & Theses Abstracts & Index, ProQuest ASSIA (Applied Social Science Index and Abstract), ClinicalTrials.gov, WHO International Clinical Trials Registry (ICTRP), Health Services Research Projects in Progress (HSRProj), OpenClinical (www.OpenClinical.org), OpenGrey (www.opengrey.eu), Health.IT.gov, Agency for Healthcare Research and Quality (www.ahrq.gov). Any comparative research studies comparing CDSS with usual care were eligible for inclusion.

Results A total of 36 106 non-duplicate records were identified. Of 35 included studies: 28 were randomised trials, three controlled-before-and-after studies, three interrupted-time-series and one non-randomised trial. There were ~1318 health professionals and ~67 595 patient participants in the studies. Most studies focused on nurse decision-makers (71%) or paramedics (5.7%). CDSS as a standalone Personal Computer/LAPTOP-technology was a feature of 88.7% of the studies; only 8.6% of the studies involved 'smart' mobile/handheld-technology.

Discussion CDSS impacted 38% of the outcome measures used positively. Care processes were better in 47% of the measures adopted; examples included,

Strengths and limitations of this study

- The review is based on a comprehensive literature search.
- This is the first systematic review of clinical decision support systems influence on nursing and allied health professional (AHP) performance and outcomes.
- AHPs are under-represented, with a primary focus on paramedics and physiotherapists.
- The number of studies, service users/patients and health professionals involved was sizeable, but outcomes were too heterogeneous to aggregate.
- The overall quality of comparative research represented by the included studies was poor.

nurses' adherence to hand disinfection guidance, insulin dosing, on-time blood sampling and documenting care. Patient care outcomes in 40.7% of indicators were better; examples included, lower numbers of falls and pressure ulcers, better glycaemic control, screening of malnutrition and obesity and triaging appropriateness.

Conclusion CDSS may have a positive impact on selected aspects of nurses' and AHPs' performance and care outcomes. However, comparative research is generally low quality, with a wide range of heterogeneous outcomes. After more than 13 years of synthesised research into CDSS in healthcare professions other than medicine, the need for better quality evaluative research remains as pressing.

INTRODUCTION

Nurses and allied health professionals' (AHPs') judgements and decisions commit financial, human and technical resources to care in health systems.¹ To support decision-making and underpin new roles and ways of delivering services, such as nurse-led

primary care,¹ computerised clinical decision support systems (CDSS) have been developed to tailor evidence-based advice provided to clinicians at the point of decision-making.

CDSS can improve professional performance by making the basis for decisions explicit; widening available information, encouraging more consistent decisions and thus reducing unwarranted variation in processes and patient outcomes.^{2,3} Negatively, CDSS could encourage a focus on unimportant problems, hinder care delivery and contribute to a widening of (digital) inequalities.⁴⁻⁶

Reviews focusing mainly on doctors suggest CDSS effects on performance and outcomes are inconsistent,⁷ but improved care processes^{8,9} and reduced morbidity⁸ and mortality¹⁰ are possible. These reviews, however, often neglect the multidisciplinary nature of healthcare delivery and the decisions involved.

Previously synthesised studies of nurses' use of CDSS suggest only limited impact on performance and health outcomes.¹¹ Digital technology and research evidence have both developed significantly since this review was undertaken. In this review, we aim to examine the impact of CDSS on nurses' and allied health professionals' (AHPs) performance and patient outcomes.

REVIEW METHODS

Following best practice principles,^{12,13} we undertook a systematic review of research into CDSS targeting nurse and AHP decision-makers. The protocol was registered with PROSPERO¹⁴ (number: CRD42019147773).

Literature searching

Initial searches were conducted in November 2019 and updated on 12 February 2021. Searches were not restricted by language. See online supplemental table 1 for search terms.

We searched: MEDLINE(Ovid), Embase Classic+Embase (Ovid), PsycINFO (Ovid), Health Management Information Consortium (HMIC) (Ovid), AMED (Allied and Complementary Medicine) (Ovid), CINAHL, Cochrane Central Register of Controlled Trials (Wiley), Cochrane Database of Systematic Reviews (Wiley), Social Sciences Citation Index Expanded (Clarivate), ProQuest Dissertations and Theses Abstracts and Index, ProQuest ASSIA (Applied Social Science Index and Abstract), ClinicalTrials.gov, WHO International Clinical Trials Registry (ICTRP), Health Services Research Projects in Progress (HSRProj), OpenClinical(www.OpenClinical.org), OpenGrey (www.opengrey.eu), Health.IT.gov, Agency for Healthcare Research and Quality (www.ahrq.gov).

Study inclusion and exclusion

All titles and abstracts were imported into a reference management database (EndNote) and duplicates removed. Covidence review production toolkit (www.covidence.org) was used to manage screening, data extraction and organising of the review and ensure

efficient production. After removing duplicate titles and abstracts, seven reviewers (A-MK, CT, HY, HK RR, SS and TFM) independently screened all titles and abstracts. TFM first-screened titles and abstracts for all studies, the other six authors then second-screened 16.7% of the studies each. Records with decision disagreements were revisited by two authors (TFM and CT) and resolved by consensus, a third reviewer (RR) was available for further disagreements although none occurred. Two reviewers (CT and TFM) independently assessed study relevance using Cochrane Collaboration's Effective Practice and Organisation of Care (EPOC) criteria;¹⁵ and, conducted full-text screening. Any disagreements were resolved by consensus.

Comparative studies (randomised controlled trials (RCTs), non-randomised trials, controlled before-after (CBA) studies, interrupted time series (ITS) studies and repeated measures studies) comparing CDSS against usual care (ie, clinical decision-making unsupported by CDSS) were eligible for inclusion.

Participants

Studies that evaluate the effects of CDSS used by *nurses (including midwives)* and AHPs and report professional performance and patient outcomes were eligible for inclusion.

Interventions

The eligible intervention in this review was the use of *any form of CDSS to aid clinical decision making*.

Comparator

The comparator was *usual care*, defined as *clinical practice where clinical decision making is unsupported by CDSS*.

Outcomes

Our primary outcome was *adherence of nurses and AHPs to evidence-based recommendations*. Secondary outcomes were *diagnostic accuracy, time to reach judgement, adverse events, health professional satisfaction and system and/or implementation costs and benefits*.

Data extraction

Data on study characteristics and outcomes were independently extracted by two reviewers (CT and TFM) using the EPOC standard data collection form.¹⁶

Quality assessment

Study quality and risk of bias was assessed independently by CT and TFM using Cochrane Handbook for Systematic Reviews of Interventions¹⁷ and EPOC guidelines.¹⁸

Each potential source of bias was judged as high, low or unclear, and an overall 'risk of bias' classification (high, moderate or low) assigned to each included study.¹⁷ Studies with low risk of bias in all domains, or where bias was unlikely to fundamentally alter results, were treated as low risk. Studies with bias risk in at least one domain, or where bias might alter conclusions, were treated as unclear. Studies with a high risk of bias in at least one

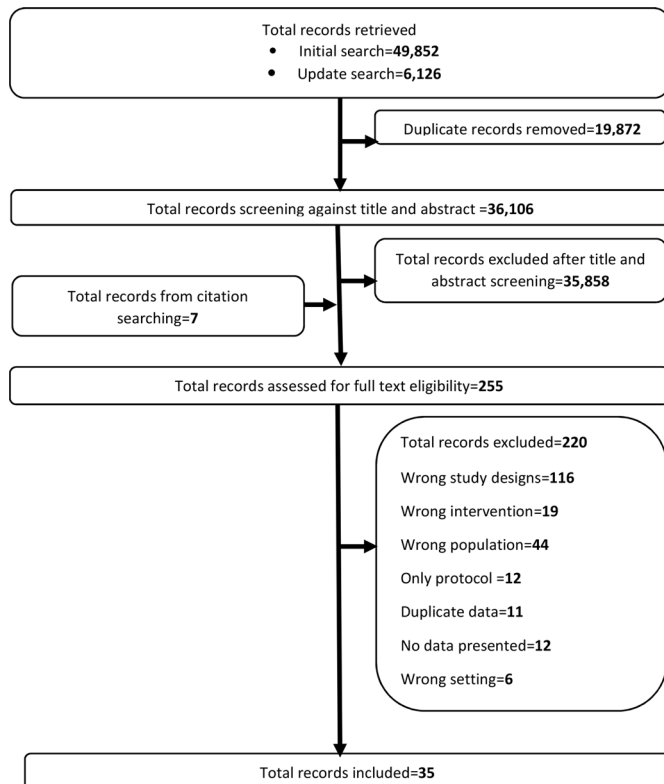


Figure 1 PRISMA flow chart of study selection process. PRISMA, Preferred Reporting Items for Systematic Reviews and Meta-Analyses.

domain, or with a serious bias likely to reduce the certainty of conclusions, were considered high risk.

Data synthesis

Findings were synthesised narratively, regardless of statistical analysis in the primary study. Studies were grouped by (i) similarity in focus or CDSS-type (knowledge based or machine learning), (ii) health professionals targeted, (iii) patient group, (iv) outcomes reported and (v) study design.

If not reported, we calculated absolute risks from the primary research. Risk differences and 95% CIs were then calculated from these. Because the CDSS, participants and underlying research questions were so heterogeneous no meta-analysis was undertaken.¹⁹

RESULTS

Evidence quantity

From 36 106 non-duplicate records identified, 35 858 records were excluded after title and abstract screening. Seven records were identified through forward citation searching. Full-text screening was undertaken on 255 records which led to 220 more records being excluded. Thirty-five studies were included in the review.^{20–51} Figure 1 illustrates study selection.

Study descriptions

The 35 included studies comprised 28 RCTs (80%), three CBA studies (8.6%), three ITS (8.6%) and one

non-randomised trial (2.8%). Thirty-two studies (91.4%) were peer-reviewed journal articles and three (8.6%) were PhD theses. The public sector funded 74.3% of studies; industry, 5.7%; 17.1% failed to declare funding and 2.9% were unfunded. Most studies were published after 2010 (n=29, 82.9%) with just two studies during 1997–1999 and 14 (40.0%) in 2000–2010. Sixteen studies (45.6%) were published after the last significant systematic review on CDSS for nurses' performance and health outcomes.¹¹ Circa 1318 health professionals and 67 595 patients were study participants, mainly in hospital-based studies (57.1%). Primary care accounted for 17.1% and nursing homes 11.4% of studies. Western health systems provided the dominant context: US (28.6%); UK (20.0%), Netherlands (17.2%), Czech Republic and Norway (5.7%) each; with single study representation (2.8%) from Belgium, Brazil, China, Ghana, Norway, Sweden, Turkey and one multicentre (Austria, Czech Republic, and UK) report. See table 1.

Only one study (of 35) reported explicit theory to guide implementation of the CDSS. Almost a third (28%) published their study protocol—none of which discussed theory-influenced implementation.

Nurses made up the target for the CDSS and control groups in 25 (71.4%) studies; paramedics in two (5.7%) studies. Five studies (14.3%) compared nurses in the intervention (CDSS) group with physicians in the control. Two studies (5.7%) recruited a combination of nurses and physiotherapists for CDSS and control groups. Thirty-one studies (88.7%) used a standalone (physically, even when integrated in an electronic health record) computer-based CDSS; three (8.6%) used handheld/mobile-based technologies and just one study (0.2%) used a web-based CDSS. CDSS were mostly designed with a single function in mind (eg, disease diagnosis), but some addressed multiple parts of clinical pathways (eg, disease diagnosis and disease management).

Quality of identified evidence

Except for three RCTs scored as 'Unclear', all studies were at 'high' overall risk of bias. On average, RCTs scored 'Low' risk of bias in five of nine domains; CBA studies were lower, with four domains; non-randomised studies scored 'low' for a single domain. The three ITS studies were 'Low' risk of bias in six (of seven) domains. Evidence quality did not change over time (see online supplemental table 2).

Effects of intervention

Most studies reported more than two outcomes from a total of 124 individual outcomes reported (115 distinct types of measured outcomes). There were five distinct outcome groups:

- ▶ Care processes: aspects of patient data collection and management, and the process of patient management.
- ▶ Care outcomes: patient health outcomes (eg, fall and pressure ulcer prevention rate).

**Table 1** Baseline characteristics of included studies

Author and year	Country	Design	Setting	Study duration	Healthcare professionals (HP)	Outcomes
Beeckman <i>et al</i> ²⁰ 2013	Belgium	RCT	Nursing homes	5 months	Nurses and physios	Risk of pressure ulcers; HP knowledge and attitude
Bennet <i>et al</i> ²¹ 2016	UK	ITS	Emergency department, district general hospital	1 year	Nurses	Triage prioritisation; pain assessment and management; management of neutropenic sepsis
Blaha <i>et al</i> ²² 2009	Czech Republic	RCT	ICU postelective cardiac surgery university hospital	48 hours	Nurses	Intensive care glycaemic control/diabetes
Byrne ²³ 2005	USA	CBA	Nursing homes	33 months	Nurses	Falls and pressure ulcer reduction (assessment and prevention)
Canbolat <i>et al</i> ²⁴ 2019	Turkey	Non-RT	ICU university general hospital	22 months	Nurses (and physicians)	ICU glycaemic control
Cavalcanti <i>et al</i> ²⁵ 2009	Brazil	RCT	ICU general hospital	19 months	Nurses	ICU glycaemic control
Cleveringa <i>et al</i> ²⁶ 2008	Netherlands	RCT	Primary care practices	1 year	Nurses (and physicians)	Management and prevention of diabetes (and CV risk factors)
Cleveringa <i>et al</i> ²⁷ 2010	Netherlands	RCT	Primary care practices	1 year	Nurses	Management and prevention of diabetes (and CV risk factors)
Cortez ²⁸ 2014	USA	RCT	Academic medical centre oncology clinics	11 weeks	Nurses	Management of cancer symptoms
Dalaba ²⁹ 2015	Ghana	CBA	Primary care health centres	2 years	Nurses	Maternal care
Dowding <i>et al</i> ³⁰ 2012	USA	ITS	General hospitals	6 years	Nurses	Risk assessment, falls and pressure ulcer prevention
Duclos <i>et al</i> ³¹ 2015	France	RCT	Paediatric wards in a university hospital	2 years	Dieticians	Nutritional care in malnourished children
Dumont <i>et al</i> ³² 2012	USA	RCT	ICU wards in a regional referral hospital	4 months	Nurses	Glycaemic control
Dykes <i>et al</i> ⁵¹ 2009	USA	RCT	Urban hospitals	6 months	Nurses	Fall prevention
Dykes <i>et al</i> ⁵⁴ 2020	USA	ITS	Academic medical centres	42 months	Nurses	Fall prevention
Fitzmaurice <i>et al</i> ³³ 2000	UK	RCT	Primary care/general practice	1 year	Nurses	Oral anticoagulation care
Forberg <i>et al</i> ³⁴ 2016	Sweden	RCT	Paediatric university hospital	3 months	Nurses	Management of peripheral venous catheters in paediatrics
Fossum <i>et al</i> ³⁵ 2011	Norway	CBA	Nursing homes	2 years	Nurses	Preventative behaviours and management of nutrition
Geurts <i>et al</i> ³⁶ 2017	Netherlands	RCT	University paediatric hospital	2 years	Nurses	Management of (re) hydration in children
Hovorka <i>et al</i> ³⁷ 2007	Czech Republic	RCT	Cardiac Surgery, University Hospital	48 hours	Nurses	Glycaemic control
Kroth <i>et al</i> ³⁸ 2006	USA	RCT	University Hospital	9 months	Nurses	Body temperature assessment
Lattimer <i>et al</i> ³⁹ 1998	UK	RCT	Primary care practices	1 year	Nurses and physicians	Emergency call assessment
Lattimer <i>et al</i> ⁴⁰ 2000	UK	RCT	Primary care practices	1 year	Nurses and physicians	Cost analysis of emergency call assessments
Lee <i>et al</i> ⁴¹ 2009	USA	RCT	School of Nursing (University)	8 months	Nurses	Obesity management
Lv <i>et al</i> ⁵³ 2019	China	RCT	Community healthcare centres	1 year	Nurses	Chronic asthma management

Continued

Table 1 Continued

Author and year	Country	Design	Setting	Study duration	Healthcare professionals (HP)	Outcomes
Mann <i>et al</i> ⁴² 2011	USA	RCT	Surgical Military hospital ICU	6 days	Nurses	Glycaemic control in burn intensive care patients
McDonald <i>et al</i> ⁴³ 2017	USA	RCT	Nursing care homes	2 months	Nurses	Management of chronic medical condition
Paulson <i>et al</i> ⁵² 2020	Norway	RCT	University hospital	10 months	Nurses	Management of malnutrition
Plank <i>et al</i> ⁴⁴ 2006	Mixed (Austria, Czech Republic, UK)	RCT	University hospitals	48 hours	Nurses	Glycaemic control
Rood <i>et al</i> ⁴⁵ 2005	Netherlands	RCT	Surgical ICU in a teaching hospital	10 weeks	Nurses	Glycaemic control
Roukema <i>et al</i> ⁴⁶ 2008	Netherlands	RCT	Children's Hospital	27 months	Nurses	Management of children with fever without apparent source
Sassen <i>et al</i> ⁴⁷ 2014	Netherlands	RCT	University research centre	17 months	Nurses and physios	Professionals' behaviour
Snooks <i>et al</i> ⁴⁸ 2014	UK	RCT	Emergency ambulance services	1 year	Paramedics	Assessment and management of falls
Vadher <i>et al</i> ⁴⁹ 1997	UK	RCT	Cardiovascular medicine, general hospital		A nurse and Trainee doctors	Oral anticoagulant control
Wells ⁵⁰ 2013	UK	RCT	Emergency ambulance services	1 year	Paramedics	Emergency fall assessment and management

CBA, controlled before and after; ICU, intensive care unit; ITS, interrupted time-series; RCT, randomised controlled trials.

- ▶ Health professionals' knowledge, beliefs and behaviours: outcomes that relate to the health professionals themselves (eg, changed attitude and perception due to CDSS use).
- ▶ Adverse events: safety issues that could arise due to the use of CDSS (eg, morbidity).
- ▶ Economic costs and consequences: outcomes that relate to direct costs, savings, or cost-effectiveness of CDSS.

Care process

CDSS was better than usual care for 16 of 34 (47.0%) care process outcomes. Care delivery was worse (n=5, 14.7%) or no different for 13 (38.2%) processes. See online supplemental table 3.

Adherence to guidelines

The four RCTs reporting nurses' adherence to guidelines examined 10 outcomes.^{32 34 45 49} Only one trial reported baseline and follow-up data for both arms,³⁴ CDSS users had better adherence to hand disinfection guidelines (risk difference=6.7%; 95% CI: 4.9% to 8.5%); but were less likely to follow guidelines on disposable glove use (risk difference=-1.4%; 95% CI: -2.2 to -0.5%) and daily inspections of Peripheral Venous Catheters (risk difference=-5.2%; 95% CI: -7.2 to -3.3%).

Two trials^{32 45} showed nurses using CDSS had better compliance with guidelines on insulin dosing (risk difference=22%; 95% CI: 19% to 25%) and on-time blood sampling (risk difference=4.7%; 95% CI: 2.0% to 7.4%). They deviated less from protocols (mean score difference

out of 10=-2.6; 95% CI: -4.5 to -0.71) and concurred more with recommended insulin doses (than trainee doctors).⁴⁹

Patient assessment, diagnosis and treatment practices

Five RCTs^{31 36 38 46 50} and one ITS²¹ reported 18 indicators of patient assessment and treatment quality. Pain assessment quality (pain score use and appropriateness of choices) of emergency department patients improved by 62.7% (95% CI: 59.6% to 65.8%) and investigation of inpatient paediatric malnutrition aetiology was 21.2% higher (95% CI: 15.9% to 26.5%) with CDSS. However, optimal IV antibiotics administration for sepsis was lower reduced by 5.9% (95% CI: -8.3 to -3.5). Laboratory tests (electrolytes level acid-base balance test) and nutrition supplements (oral Rehydration Solution and intravenous rehydration) were no more likely to be ordered for paediatric inpatients by CDSS-enabled nurses.

There were marginally fewer wrongly recorded temperatures in hospital inpatients among CDSS-enabled nurses (risk difference=-0.8%, 95% CI: -0.9 to -0.6). Vital signs recording in patients attended by paramedics were also not significantly different.

Documenting care

One ITS and a randomised trial reported five documentation-focused indicators.^{30 52} Falls (risk ratio=1.4, 95% CI: 0.03 to 73.7) and hospital acquired pressure ulcer risk assessments (risk ratio=9.1, 95% CI: 1.95 to 42.5) were higher with CDSS. As was nutritional

care planning, food and fluid intake recording and treatment by nurses.⁵²

Referrals

Paramedics using CDSS were more likely to refer patients to a community falls than send them to the emergency department (risk difference=4.7%, 95% CI: 1.1. to 8.3).⁴⁸

Patient care outcomes

CDSS improved patient care outcomes in 22 of 54 (40.7%) indicators and worsened them for one outcome indicator (2.0%). See online supplemental table 4.

Blood glucose control

Six RCTs^{22 25 26 37 42 44} and one non-randomised trial²⁴ reported 19 indicators of glycaemic control, but only two reported baseline *and* follow-up values.^{22 26} Blood glucose levels were better managed by ICU nurses using CDSS (mean=-2.2, SD=1.12) compared with paper-based *Mathias* (mean=-1.2, SD=0.66) and *Bath* (mean=-1.5, SD=0.78) protocols.²² Glycated haemoglobin (A1C)<7%, systolic blood pressure <140 and total cholesterol <4.5 mmol/L were higher by 4.6% (95% CI: 2.7 to 6.5), 10.2% (95% CI: 7.9 to 12.5) and 3.7% (95% CI: 1.2 to 6.2), respectively, in patients receiving care from CDSS-enabled nurses compared.

Trials reporting only follow-up data suggest better blood glucose control by CDSS-using nurses across a range of indicators: proportion in target range (risk difference=32.9%; 95% CI: 20.0 to 46.0), occasions within the target glycaemic range (80–110 mg/dL) (risk difference=33.0%, 95% CI: 20.5 to 45.4), occasions over the target glycaemic range (>110 mg/dL) (risk difference=-31.0%, 95% CI: -43.7 to -18.2) and improvement of glycaemic control for 48 hours (risk difference=40.0%, 95% CI: 27.4 to 52.6)

Blood coagulation management

One RCT reported three indicators of blood coagulation management in primary care.³³ Nurses using CDSS had significantly more tests in range (risk difference=4.0%, 95% CI: 0.4 to 7.6) than doctors *without* CDSS. However, the improvement from baseline was lower among nurses (risk difference=-1.9% (95% CI: -3.1 to -0.7), 'International Normalised Ratio (INR) Results within Range Point Prevalence' were not significantly different between the two groups and again, nurses using CDSS improved less than physicians without CDSS (risk difference=-2.6%, 95% CI: -5.3 to -0.1). There was no significant difference between groups in 'Time Spent within INR Target Range' (risk difference=7.0%, 95% CI: -0.7 to 14.7).

Antenatal and peripartum care

The CBA study examining antenatal and peripartum care in community settings²⁹ suggested CDSS-using midwives reduced delivery complications (per 1000 attendances) compared with usual care (risk difference=2.4%, 95% CI: 1.1 to 3.7).

Managing patients with chronic comorbid diseases

Two RCTs examined three indicators of successfully managing patients with complex chronic multimorbid health conditions in care homes,⁴³ and with asthma⁵³ showed no significant differences between CDSS users and non-users for emergency room usage, hospitalisation and complexity of medication regimens.

Obesity screening

The RCT examining outpatient obesity screening by trainee nurses found CDSS-users had more 'encounters with obesity-related diagnosis' (risk difference=10.3%, 95% CI: 8.0 to 12.5) and fewer 'encounters with missed obesity-related missed diagnosis' (risk difference=41.0%, 95% CI: 48.8 to 35.0) than trainee nurses without CDSS.⁴¹

Fall and pressure ulcer prevention and management

Two RCTs,^{20 51} two CBA studies^{23 35} and two ITS^{30 54} focused on fall or pressure ulcer prevention and management. In a single trial,²⁰ pressure ulcer prevalence decreased more during the CDSS-enabled follow-up period (risk difference=-6.3%, 95% CI: -10.2 to -2.4), a result which was reversed in one of the CBA studies (risk difference=4.2%, 95% CI: 0.2 to 8.2).³⁵ The other CBA studies revealed no significant differences between CDSS using and non-using nurses trying to prevent falls and pressure ulcers.²³ In the ITS study, fall rate (risk ratio=0.91, 95% CI: 0.75 to 1.12) and hospital acquired pressure ulcer occurrence (risk ratio=0.47, 95% CI: 0.25 to 0.85) were significantly lower with CDSS.³⁰

Triage

Three RCTs^{39 40 48} and one ITS study²¹ evaluated CDSS impact on triage judgements. Health professionals using CDSS made fewer calls to general practitioners (GP) for telephone advice (risk difference=-34.2%, 95% CI: -36.0 to -33.0), had fewer patients visited at home by duty GPs (risk difference=-5.5%, 95% CI: -6.9 to -4.2) and fewer hospital admissions within 3 days (risk difference=-0.98%, 95% CI: -1.8 to -0.2) of the judgement. There were no differences in, 'patients left at scene without conveyance to emergency department' (risk difference=5.2%, 95% CI: -1.7 to 12.1). The ITS study reported the proportion of *correct (sic)* triage prioritisation judgements was higher among CDSS-users (risk difference=24.7%; 95% CI: 18.8 to 30.6).

Quality of life and patients' satisfaction

Two RCTs examined CDSS impact on quality of life and patient satisfaction.^{27 48} Patients in CDSS-using groups gained more life years (average difference in years=0.14, 95% CI: -0.12 to 0.40), more healthy years (average difference in years=0.04, 95% CI: -0.07 to 0.14) but reported lower quality of life and satisfaction. None of these differences were statistically significant.

Health professionals' knowledge, beliefs, and behaviour

CDSS effects on knowledge, beliefs and behaviours of health professionals^{20 28 32 47} were the focus of four RCTs

using 12 indicators. CDSS increased ‘Positive knowledge change’ (risk difference=6.5%; 95% CI: 0.8 to 13.2), ‘positive attitude change’ (risk difference=12.7%, 95% CI: 5.9 to 19.5), ‘research utilisation’ (risk difference=9%; 95% CI: 3.3 to 14.7), nurses’ satisfaction (difference in satisfaction out of 10=3.6, 95% CI: 2.4 to 4.8) and perceived deviations from protocols (mean difference out of 10=-4.7, 95% CI: -6.1 to -3.3). Conversely, there was no significant impact on behaviours, intentions, perceived behavioural control, subjective and moral norms, barriers and research utilisation of CDSS-using nurses and physiotherapists (online supplemental table 5).

Adverse events

CDSS are not risk free, and three RCTs^{27 33 48} used four indicators to examine adverse events. Cardiovascular events in patients with diabetes (risk difference=-11.0%, 95% CI: -18.0 to -4.0) and deaths in primary care patients (risk difference=-5.7%, 95% CI: -10.1 to -1.7) were lower in CDSS-using groups of professionals. Serious adverse reactions in primary care patients and deaths in patients recently fallen and attended by paramedics were no less likely (online supplemental table 6).

Economic costs and consequences

Four RCTs^{27 36 40 48} used 20 indicators to report economic costs and consequences of CDSS. Costs of managing cardiovascular disease were lower in CDSS users (cost difference=-€587.00, 95% CI: -880.00 to -294.00). Diabetes care cost more (cost difference=€326.00, 95% CI: 315.00 to 318.00); took longer per care task (‘mean length of job cycle time’ difference in minutes=8.9; 95% CI: 2.3 to 15.3) to generate an additional quality adjusted life-year (QALY) costing €38 243.00 (online supplemental table 7).

DISCUSSION

Summary of main results

Our systematic review suggests that CDSS may improve some aspects of nurses’ and AHPs’ performance and care outcomes. Thirty-eight percent (38%) of indicators were better. Of 35 included studies, 26 (74.3%) reported CDSS-influenced care as better than care without CDSS on at least one outcome. In contrast, eight studies (22.8%) showed no significant difference between CDSS and usual care, with seven studies suggesting CDSS were less effective than usual care for at least one outcome.

Care processes

Processes of care were better if CDSS was in use in almost half the studies, 16 of 34 (47%); a headline that masks a very wide range of absolute improvement: from 0.7% to 62.7%. Hand disinfection protocol adherence, insulin dosing, blood sampling at the right time and documented care were all better in CDSS users. This should be contrasted with the five (16.1%) outcomes where CDSS provided no advantages over usual care. Both sets

of findings are mitigated further by the considerable uncertainty in trying to estimate a holistic picture: the effects in 13 care process indicators (41.9%) were not estimable; either because studies lacked power (lower than minimum acceptable of 80%) to detect a difference in the comparison groups, or appropriate confidence intervals were not reported or could not be calculated from information published.

Patient care outcomes

CDSS was associated with significantly better patient care outcomes across a broad range of 22 of 54 (40.7%) indicators (absolute difference between 4.6% and 42.9%). Just one indicator (1.8%) suggested no significant difference. Nurses using CDSS had better blood glucose control in emergency care patients (in five out of seven studies involved) and nurses and physiotherapists using CDSS were associated with better fall risk and pressure ulcer management. Triage was improved in nurses using CDSS in emergency call centres and paramedics faced with ‘emergency falls’ in older patients.

Health professionals’ knowledge, beliefs, and behaviour

Improved knowledge, beliefs and behaviour occurred in three of 12 indicators (25%). Nurse and physiotherapist CDSS-users had more knowledge and better attitudes compared with non-users. Compared with usual care, nurses utilised more research, were more satisfied at work, and perceived a greater need to follow protocols if they used CDSS.

Adverse events

CDSS generated fewer adverse events across two of four indicators (50%). CDSS-using nurses had fewer cardiovascular events and reported deaths in their primary care patients compare to similar patients seen by doctors not using CDSS.

Economic costs and consequences

CDSS did not significantly increase costs, or save money. Costs per QALY was €38 243.00 in one study—higher than the widely accepted willingness-to-pay threshold of €20 000 per QALY²⁷ and the UK *de facto* threshold of £30 000 per QALY to be considered cost-effective by the National Institute for Health and Care Excellence.⁵⁵

Comparison with other studies or reviews

Only one previous review has examined the effects of CDSS on nursing performance and patient outcomes.¹¹ Twenty new primary studies have been published since this review; but inconsistent outcomes and weaknesses in study designs and methods remain. Given the importance of implementation in effectiveness, it was noteworthy that most studies lacked a theoretical foundation for the implementation of CDSS. Similarly, many studies did not report using guidelines for designing, conducting/evaluating and reporting CDSS-use. Of 35 included studies, just one used an explicit implementation model/theory

at design stage.²⁰ None of the studies discussed their findings with reference to implementation science/theory.

In their review of 100 trials—principally with doctors—Garg *et al*⁷ reported improved performance in 64% and better patient outcomes in 13% of studies. Our results suggest greater improvement may be possible for nursing work in particular (47% of process indicators and 41% of outcomes). Garg *et al*⁷ transformed improvement into a binary (yes/no) indicator and did not quantify the outcome improvements—making the clinical significance of improvements hard to ascertain.

Bright *et al*⁸ reviewed RCTs of CDSS with a range of health professional decision-makers (doctors, nurses and AHPs). They reported improvements in processes of care (OR=1.55, 95% CI: 1.38 to 1.74) and morbidity (RR=0.88, 95% CI: 0.80 to 0.96), but no impact on mortality (OR=0.79, 95% CI: 0.54 to 1.15) or safety/adverse events (RR=1.01, 95% CI: 0.90 to 1.14). However, outcomes measured were too heterogeneous for meta-analysis. The criteria for comparison groups were relaxed; the ‘intervention’ sometimes included paper-based decision support and alternative CDSS systems were used as a comparator in some studies. Our review required there to be an indication for the use of CDSS and a comparator that ruled out CDSS-use as part of ‘usual care’. While we found improvements are possible from CDSS, comparison with Bright *et al*'s findings would be unreliable.

Moja and colleagues' review of 18 RCTs¹⁰ (including nurses and AHPs alongside doctors) found no significant difference in CDSS-attributable mortality (RR=0.96, 95% CI: 0.85 to 1.08) but lower morbidity (RR=0.82, 95% CI: 0.68 to 0.99). While mortality and morbidity findings are similar to ours, their use of CDSS in the primary study comparator groups, again makes comparisons unreliable.

A recent review of 115 trials of CDSS, with a mix of health professionals, reported process improvements of the order of 5.8% (95% CI: 4.0% to 7.6%) with CDSS.⁹ As with Bright *et al*, the ‘comparator’ criteria were unclear and outcome measures too heterogeneous for meta-analysis. Studies with more than two comparators were treated as different trials, meaning double counting and multiple comparisons (p-hacking) could not be ruled out, confounding comparisons with our findings.

Strengths and limitations

Our review, while based on a comprehensive literature search, is a function of that literature. Consequently, we have highlighted primarily the impact of CDSS on nurses rather than AHPs. With the exception of paramedics and physiotherapists, other AHPs are poorly represented.

Evidence quality was poor and has not improved significantly since 2009. While the number of studies (35), service users/patients (~67000) and health professionals (~1318) involved were sizeable, outcomes were too heterogeneous for aggregation. Inconsistencies in the effects of CDSS on target health professionals' performance and patient outcomes remain unresolved.

Moreover, although we have used a comprehensive list of databases in our search, the possibility of missing studies due to search terms cannot be ruled-out.

CONCLUSIONS

CDSS can benefit nurse and (some) AHP delivered performance and patient outcomes. CDSS can improve adherence to guidelines and enhance patient care. Triaging of emergency patients, glycaemic control and screening of malnutrition and obesity all represent appropriate targets for CDSS. These conclusions require cautious interpretation: they are based on mainly low-quality studies, with heterogeneous outcomes and indicators.

To improve the quality of studies and consistency of outcomes, future research should satisfy two key requirements. First, system designers and evaluators should consider appropriate implementation theory/models (examples include Normalisation Process Theory⁵⁶ and the NASSS framework)⁵⁷ given the planned technology and associated work to encourage sustained adoption. Second, study reporting is varied, poor quality and lacking essential detail for implementation; guidelines for conducting and reporting CDSS should be a feature of the publication of findings. This would make synthesis easier and more informative. Guidelines for CDSS reporting in general already exist, it is difficult to conceive why they cannot be applied to nursing and AHP-focused CDSS.^{58 59}

Author affiliations

¹School of Computing, University of Leeds, Leeds, UK

²School of Healthcare, University of Leeds, Leeds, UK

³Faculty of Health Studies, University of Bradford, Bradford, UK

⁴Wolfson Centre for Applied Health Research, Bradford, UK

⁵Department of Health Sciences, University of York, York, UK

⁶Library Services, University of Leeds, Leeds, UK

Twitter Rebecca Randell @HCIforHealthIT and Karen Bloor @KBloor

Contributors A-MK, AL, CT, DA, HY, KB and RR contributed to conception of the review. DA conducted online database searches. A-MK, CT, HK, HY, RR, SS and TFM contributed to titles and abstracts screening. CT and TFM contributed to full-text screening, quality assessment and data extraction. TFM analysed and summarised data as well as produced the first draft of the manuscript. All authors have been involved in revising the work for important intellectual content and have approved the final version for publication. TFM had full access to all of the data in the study and take responsibility for the integrity of the data and the accuracy of the data analysis.

Funding The review is funded by the National Institute for Health Research Health Services Delivery and Research programme (award number: NIHR127926). The views expressed in this publication are those of the authors and not necessarily those of the NHS, the NIHR or the Department of Health.

Competing interests None declared.

Patient consent for publication Not required.

Ethics approval This study does not involve human participants.

Provenance and peer review Not commissioned; externally peer reviewed.

Data availability statement All data relevant to the study are included in the article or uploaded as supplementary information. Data used in the review are all available in this article and supplementary materials.

Supplemental material This content has been supplied by the author(s). It has not been vetted by BMJ Publishing Group Limited (BMJ) and may not have been peer-reviewed. Any opinions or recommendations discussed are solely those

of the author(s) and are not endorsed by BMJ. BMJ disclaims all liability and responsibility arising from any reliance placed on the content. Where the content includes any translated material, BMJ does not warrant the accuracy and reliability of the translations (including but not limited to local regulations, clinical guidelines, terminology, drug names and drug dosages), and is not responsible for any error and/or omissions arising from translation and adaptation or otherwise.

Open access This is an open access article distributed in accordance with the Creative Commons Attribution 4.0 Unported (CC BY 4.0) license, which permits others to copy, redistribute, remix, transform and build upon this work for any purpose, provided the original work is properly cited, a link to the licence is given, and indication of whether changes were made. See: <https://creativecommons.org/licenses/by/4.0/>.

ORCID iDs

Teumzghi F Mebrahtu <http://orcid.org/0000-0003-4821-2304>

Rebecca Randell <http://orcid.org/0000-0002-5856-4912>

Karen Bloor <http://orcid.org/0000-0003-4852-9854>

REFERENCES

- Murdoch J, Barnes R, Pooler J, *et al*. The impact of using computer decision-support software in primary care nurse-led telephone triage: interactional dilemmas and conversational consequences. *Soc Sci Med* 2015;126:36–47.
- Anderson JA, Willson P. Clinical decision support systems in nursing. *2008*;26:151–8.
- Cresswell K, Majeed A, Bates DW, *et al*. Computerised decision support systems for healthcare professionals: an interpretative review. *Inform Prim Care* 2012;20:115–28.
- Bonney W. *Impacts and risks of adopting clinical decision support systems*. Efficient Decision Support Systems: Practice and Challenges in Biomedical Related Domain, 2011: 21–30.
- Langhorne P, Ramachandra S. Organised inpatient (stroke unit) care for stroke: network meta-analysis. *Cochrane Database of Systematic Reviews* 2020;4.
- Sintchenko V, Coiera E. Decision complexity affects the extent and type of decision support use. *AMIA Annu Symp Proc* 2006;2006:724–8.
- Garg AX, Adhikari NKJ, McDonald H, *et al*. Effects of computerized clinical decision support systems on practitioner performance and patient outcomes: a systematic review. *JAMA* 2005;293:1223–38.
- Bright TJ, Wong A, Dhurjati R, *et al*. Effect of clinical decision-support systems: a systematic review. *Ann Intern Med* 2012;157:29–43.
- Kwan JL, Lo L, Ferguson J, *et al*. Computerised clinical decision support systems and absolute improvements in care: meta-analysis of controlled clinical trials. *BMJ* 2020;370:m3216.
- Moja L, Kwag KH, Lytras T, *et al*. Effectiveness of computerized decision support systems linked to electronic health records: a systematic review and meta-analysis. *Am J Public Health* 2014;104:e12–22.
- Randell R, Mitchell N, Dowding D, *et al*. Effects of computerized decision support systems on nursing performance and patient outcomes: a systematic review. *J Health Serv Res Policy* 2007;12:242–51.
- Centre for Reviews and Dissemination. *Systematic Reviews: CRD's Guidance for Undertaking Reviews in Health Care*. York: Centre for Reviews and Dissemination: University of York, 2009.
- Liberati A, Altman DG, Tetzlaff J. The PRISMA statement for reporting systematic reviews and meta-analyses of studies that evaluate health care interventions: explanation and elaboration. *Ann Intern Med* 2009;151:W-65–W-94.
- Thompson C, Randell R, Keenan AM. Effects of computerised clinical decision support systems (CDSS) on nursing and allied health professional performance and patient outcomes: a systematic review and user contextualisation.: Prospero, 2019. Available: https://www.crd.york.ac.uk/prospero/display_record.php?ID=CRD42019147773
- Cochrane Effective Practice Organisation of Care (EPOC). EPOC resources for review authors: what study designs can be considered for inclusion in an EPOC review and what should that be called? 2017. Available: <http://epoc.cochrane.org/resources/epoc-resources-review-authors> [Accessed 15 Apr 2020].
- Cochrane Effective Practice and Organisation of Care (EPOC). Data collection form. EPOC resources for review authors, 2017. Available: <https://epoc.cochrane.org/resources/epoc-resources-review-authors> [Accessed 30 Mar 2020].
- Higgins JPT TJ, Chandler J, Cumpston M, eds. *Cochrane Handbook for Systematic Reviews of Interventions version 6.0 (updated July 2019)*. Cochrane, 2019.
- Cochrane Effective Practice and Organisation of Care (EPOC). Suggested risk of bias criteria for EPOC reviews. EPOC resources for review authors, 2017. Available: <https://epoc.cochrane.org/resources/epoc-resources-review-authors>
- Borenstein M, Hedges L, Higgins J. *When does it make sense to perform a meta-analysis? introduction to meta-analysis*. Chester, UK: John Wiley & Sons Ltd, 2009.
- Beeckman D, Clays E, Van Hecke A, *et al*. A multi-faceted tailored strategy to implement an electronic clinical decision support system for pressure ulcer prevention in nursing homes: a two-armed randomized controlled trial. *Int J Nurs Stud* 2013;50:475–86.
- Bennett P, Hardiker N. A quantitative study investigating the effects of computerised clinical decision support in the emergency department. *Stud Health Technol Inform* 2016;225:53–7.
- Blaha J, Kopecky P, Matias M, *et al*. Comparison of three protocols for tight glycemic control in cardiac surgery patients. *Diabetes Care* 2009;32:757.
- Byrne CM. *Impact of prospective computerized clinical decision support information and targeted assistance on nursing home resident outcomes*. State University of New York at Albany, 2005.
- Canbolat O, Kapucu S, Kilickaya O. Comparison of routine and computer-guided glucose management for glycemic control in critically ill patients. *Crit Care Nurse* 2019;39:20–7.
- Cavalcanti AB, Silva E, Pereira AJ, *et al*. A randomized controlled trial comparing a computer-assisted insulin infusion protocol with a strict and a conventional protocol for glucose control in critically ill patients. *J Crit Care* 2009;24:371–8.
- Cleveringa FGW, Gorter KJ, van den Donk M, *et al*. Combined task delegation, computerized decision support, and feedback improve cardiovascular risk for type 2 diabetic patients: a cluster randomized trial in primary care. *Diabetes Care* 2008;31:2273–5.
- Cleveringa FGW, Welsing PMJ, van den Donk M, *et al*. Cost-Effectiveness of the diabetes care protocol, a multifaceted computerized decision support diabetes management intervention that reduces cardiovascular risk. *Diabetes Care* 2010;33:258–63.
- Cortez S. *Measuring active clinical decision support influence on nursing research utilization*. University of Phoenix, 2014.
- Dalaba MA, Akweongo P, Aborigo RA, *et al*. Cost-Effectiveness of clinical decision support system in improving maternal health care in Ghana. *PLoS One* 2015;10:e0125920.
- Dowding DW, Turley M, Garrido T. The impact of an electronic health record on nurse sensitive patient outcomes: an interrupted time series analysis. *J Am Med Inform Assoc* 2012;19:615–20.
- Duclos A, Touzet S, Restier L, *et al*. Implementation of a computerized system in pediatric wards to improve nutritional care: a cluster randomized trial. *Eur J Clin Nutr* 2015;69:769–75.
- Dumont C, Bourguignon C. Effect of a computerized insulin dose calculator on the process of glycemic control. *Am J Crit Care* 2012;21:106–15.
- Fitzmaurice DA, Hobbs FD, Murray ET, *et al*. Oral anticoagulation management in primary care with the use of computerized decision support and near-patient testing: a randomized, controlled trial. *Arch Intern Med* 2000;160:2343–8.
- Förberg U, Unbeck M, Wallin L, *et al*. Effects of computer reminders on complications of peripheral venous catheters and nurses' adherence to a guideline in paediatric care--a cluster randomised study. *Implement Sci* 2016;11:10.
- Fossum M, Alexander GL, Ehnfors M, *et al*. Effects of a computerized decision support system on pressure ulcers and malnutrition in nursing homes for the elderly. *Int J Med Inform* 2011;80:607–17.
- Geurts D, de Vos-Kerkhof E, Polinder S, *et al*. Implementation of clinical decision support in young children with acute gastroenteritis: a randomized controlled trial at the emergency department. *Eur J Pediatr* 2017;176:173–81.
- Hovorka R, Kremen J, Blaha J, *et al*. Blood glucose control by a model predictive control algorithm with variable sampling rate versus a routine glucose management protocol in cardiac surgery patients: a randomized controlled trial. *J Clin Endocrinol Metab* 2007;92:2960–4.
- Kroth PJ, Dexter PR, Overhage JM, *et al*. A computerized decision support system improves the accuracy of temperature capture from nursing personnel at the bedside. *AMIA Annu Symp Proc* 2006:444–8.
- Lattimer V, George S, Thompson F. Safety and effectiveness of nurse telephone consultation in out of hours primary care: randomised controlled trial. *British Medical Journal* 1998;317:1054–9.
- Lattimer V, Sassi F, George S, *et al*. Cost analysis of nurse telephone consultation in out of hours primary care: evidence from a randomised controlled trial. *BMJ* 2000;320:1053–7.
- Lee N-J, Chen ES, Currie LM, *et al*. The effect of a mobile clinical decision support system on the diagnosis of obesity and



- overweight in acute and primary care encounters. *ANS Adv Nurs Sci* 2009;32:211–21.
- 42 Mann EA, Jones JA, Wolf SE, *et al.* Computer decision support software safely improves glycemic control in the burn intensive care unit: a randomized controlled clinical study. *J Burn Care Res* 2011;32:246–55.
 - 43 McDonald MV, Feldman PH, Barron-Vaya Y. Outcomes of clinical decision support (CdS) and correlates of CdS use for home care patients with high medication regimen complexity: a randomized trial. *Journal of Evaluation in Clinical Practice* 2017;22:10–19.
 - 44 Plank J, Blaha J, Cordingley J, *et al.* Multicentric, randomized, controlled trial to evaluate blood glucose control by the model predictive control algorithm versus routine glucose management protocols in intensive care unit patients. *Diabetes Care* 2006;29:271.
 - 45 Rood E, Bosman RJ, van der Spoel JI, *et al.* Use of a computerized guideline for glucose regulation in the intensive care unit improved both guideline adherence and glucose regulation. *J Am Med Inform Assoc* 2005;12:172–80.
 - 46 Roukema J, Steyerberg EW, van der Lei J, *et al.* Randomized trial of a clinical decision support system: impact on the management of children with fever without apparent source. *J Am Med Inform Assoc* 2008;15:107–13.
 - 47 Sassen B, Kok G, Schepers J, *et al.* Supporting health care professionals to improve the processes of shared decision making and self-management in a web-based intervention: randomized controlled trial. *J Med Internet Res* 2014;16:e211.
 - 48 Snooks HA, Carter B, Dale J, *et al.* Support and assessment for fall emergency referrals (safer 1): cluster randomised trial of computerised clinical decision support for paramedics. *PLoS One* 2014;9:e106436.
 - 49 Vadher BD, Patterson DL, Leaning M. Comparison of oral anticoagulant control by a nurse-practitioner using a computer decision-support system with that by clinicians. *Clin Lab Haematol* 1997;19:203–7.
 - 50 Wells B. *Implementation of computerised clinical decision support (CCDS) in a prehospital setting: processes of adoption and impact on Paramedic role and practice.* United Kingdom: Swansea University, 2013.
 - 51 Dykes PC, Carroll DL, Hurley A, *et al.* Fall prevention in acute care hospitals: a randomized trial. *JAMA* 2010;304:1912–8.
 - 52 Paulsen MM, Paur I, Gjestland J, *et al.* Effects of using the MyFood decision support system on hospitalized patients' nutritional status and treatment: a randomized controlled trial. *Clin Nutr* 2020;39:3607–17.
 - 53 Lv S, Ye X, Wang Z, *et al.* A randomized controlled trial of a mobile application-assisted nurse-led model used to improve treatment outcomes in children with asthma. *J Adv Nurs* 2019;75:3058–67.
 - 54 Dykes PC, Burns Z, Adelman J, *et al.* Evaluation of a patient-centered fall-prevention tool kit to reduce falls and injuries: a nonrandomized controlled trial. *JAMA Netw Open* 2020;3:e2025889–e89.
 - 55 National Institute for Health and Clinical Excellence (NICE). *Guide to the methods of technology appraisal* London, 2013. Available: <https://www.nice.org.uk/process/pmg9/chapter/the-appraisal-of-the-evidence-and-structured-decision-making> [Accessed 18 Nov 2020].
 - 56 Murray E, Treweek S, Pope C. Normalisation process theory: a framework for developing, evaluating and implementing complex interventions. *BMC Med* 2010;8:1–11.
 - 57 Greenhalgh T, Wherton J, Papoutsi C, *et al.* Beyond adoption: a new framework for theorizing and evaluating nonadoption, abandonment, and challenges to the scale-up, spread, and sustainability of health and care technologies. *J Med Internet Res* 2017;19:e367.
 - 58 Kawamoto K, McDonald CJ. Designing, conducting, and reporting clinical decision support studies: recommendations and call to action. *Ann Intern Med* 2020;172:S101–9.
 - 59 National Health Services (NHS). *Digital Health: NHSX launches assessment criteria for digital health tools 2020* [cited discussion. Available: <https://www.digitalhealth.net/2020/10/nhsx-launches-assessment-criteria-for-digital-health-tools/> [Accessed 29 Oct 2020].

SUPPLEMENTARY MATERIAL LIST

Supplementary Table 1: Search strategies, to February 12, 2021

Supplementary Table 2: Risk of Bias assessment justifications using Effective Practice Organisation of Care (EPOC)'s tool

Supplementary Table 3: Summary of patient care process results

Supplementary Table 4 Summary of patient care outcomes results

Supplementary Table 5: Summary of Health professionals' knowledge, beliefs and behaviour results

Supplementary Table 6: Summary of adverse events results

Supplementary Table 7: Summary of economic costs and consequences results

Supplementary Table 1: Search strategies**1. Ovid MEDLINE(R) ALL, 1946 to February 12, 2021 Search Strategy**

1 exp Decision Making/ (207895)
2 decision support techniques/ (20911)
3 (decision* adj2 making).ti,ab,kf. (159754)
4 (decision* adj2 support*).ti,ab,kf. (24230)
5 (decision* adj2 aid*).ti,ab,kf. (6501)
6 or/1-5 (354546)
7 exp Computers/ (79322)
8 exp information systems/ (238259)
9 exp Informatics/ (537355)
10 Internet/ (74916)
11 Software/ (112580)
12 Cell Phone/ (8821)
13 Mobile Applications/ (6962)
14 exp Telemedicine/ (32559)
15 Medical Records Systems, Computerized/ (19076)
16 exp Electronic Health Records/ (21793)
17 computer*.ti,ab,kf. (313610)
18 electronic*.ti,ab,kf. (291368)
19 (internet or web or online or on-line).ti,ab,kf. (310071)
20 (software or computer program*).ti,ab,kf. (193359)
21 (automate* or automation).ti,ab,kf. (136436)
22 (pda or pdas).ti,ab,kf. (13229)
23 personal digital assistant*.ti,ab,kf. (1012)
24 (app or apps).ti,ab,kf. (31717)
25 (application* adj2 mobile*).ti,ab,kf. (4834)
26 (iPad* or iPhone* or smartphone* or smart phone* or smart device*
or mobile phone or android phone* or cellphone* or cell
phone*).ti,ab,kf. (26450)
27 (tablet adj2 (pc or device* or comput*)).ti,ab,kf. (1603)

- 28 ((hand held or handheld) adj2 (pc or device* or comput*)).ti,ab,kf.
(2669)
- 29 (telehealth or telecare or telemedicine or ehealth or
mhealth).ti,ab,kf. (29130)
- 30 or/7-29 (1674343)
- 31 6 and 30 (66042)
- 32 exp Decision Making, Computer-Assisted/ (149528)
- 33 Decision Support Systems, Clinical/ (8302)
- 34 (computer assisted adj2 (decision* or diagnos* or therap* or
support or treatment? or management)).ti,ab,kf. (1545)
- 35 (computer aided adj2 (decision* or diagnos* or therap* or support
or treatment? or management)).ti,ab,kf. (3921)
- 36 (decision adj2 support adj2 (system* or tool*)).ti,ab,kf. (9917)
- 37 (decision making adj2 (system* or tool*)).ti,ab,kf. (2560)
- 38 Expert Systems/ (3420)
- 39 (expert adj2 system*).ti,ab,kf. (3613)
- 40 Reminder Systems/ (3568)
- 41 ((computer* or electronic* or CDSS) adj2 (reminder* or
alert*)).ti,ab,kf. (1210)
- 42 ((medication or medicine or treatment or therapy) adj2 (reminder*
or alert*)).ti,ab,kf. (857)
- 43 reminder system*.ti,ab,kf. (875)
- 44 Medical Order Entry Systems/ (2303)
- 45 ((computer* or electronic*) adj2 order entry).ti,ab,kf. (1874)
- 46 (computer adj2 decision support*).ti,ab. (412)
- 47 CPOE.ti,ab,kf. (1139)
- 48 or/32-47 (177952)
- 49 31 or 48 [all computerised clinical decision support systems terms]
(228840)
- 50 Allied Health Personnel/ (11925)
- 51 Allied Health Occupations/ (587)
- 52 Physical Therapist Assistants/ (16)
- 53 Physical Therapy Specialty/ (2889)
- 54 Speech-Language Pathology/ (3172)

- 55 Occupational Therapy/ (13482)
- 56 Nutritionists/ (1290)
- 57 dietetics/ (7837)
- 58 Anesthesiologists/ (1163)
- 59 podiatry/ (2273)
- 60 exp Osteopaths/ (321)
- 61 osteopathic physicians/ (321)
- 62 anesthesiologist*.ti,ab,kf. (22810)
- 63 podiatrist*.ti,ab,kf. (910)
- 64 prosthetist*.ti,ab,kf. (397)
- 65 chiropodist*.ti,ab,kf. (132)
- 66 orthoptist*.ti,ab,kf. (319)
- 67 orthotist*.ti,ab,kf. (220)
- 68 osteopath*.ti,ab,kf. (5983)
- 69 radiographer*.ti,ab,kf. (1803)
- 70 art therapist*.ti,ab,kf. (89)
- 71 drama therapist*.ti,ab,kf. (3)
- 72 music therapist*.ti,ab,kf. (368)
- 73 (allied adj2 health adj2 (profession* or worker* or personnel or occupation* or staff)).ti,ab,kf. (3421)
- 74 ((physical or occupational or language or speech or physio*) adj2 therap*).ti,ab,kf. (50227)
- 75 physiotherapist*.ti,ab,kf. (8544)
- 76 dietetic*.ti,ab,kf. (9828)
- 77 dietitian*.ti,ab,kf. (6580)
- 78 nutritionist*.ti,ab,kf. (3020)
- 79 Patient care team/ (66483)
- 80 ((multidisciplinary or multi-disciplinary or multiprofessional or multi-professional or interdisciplinary or interprofessional) adj2 team*).ti,ab,kf. (32126)
- 81 Emergency Medical Technicians/ (5756)
- 82 Emergency Medical Services/ (43736)
- 83 Ambulances/ (6210)

- 84 Air Ambulances/ (2874)
85 paramedic*.ti,ab,kf. (8537)
86 HEMS.ti,ab,kf. (767)
87 ems.ti,ab,kf. (13017)
88 emt.ti,ab,kf. (25232)
89 prehospita1.ti,ab,kf. (13136)
90 pre-hospita1.ti,ab,kf. (4836)
91 first responder*.ti,ab,kf. (2449)
92 emergency medical technician*.ti,ab,kf. (1168)
93 emergency services.ti,ab,kf. (4115)
94 ambulance*.ti,ab,kf. (11269)
95 field triage.ti,ab,kf. (275)
96 out-of-hospita1.ti,ab,kf. (11317)
97 (nurse or nurses or nursing).ti,ab,kf. (462330)
98 exp nurses/ (89638)
99 exp nursing staff/ (67063)
100 Midwifery/ (19460)
101 (midwif* or midwiv*).ti,ab,kf. (25895)
102 or/50-101 [allied health professionals or nurses or midwives]
(836031)
103 49 and 102 [all CDSS and allied health professionals or nurses or
midwives] (9549)

2. Embase Classic+Embase 1947 to February 12, 2021 Search Strategy

- 1 exp Decision Making/ (399525)
2 decision support techniques/ (20092)
3 (decision* adj2 making).ti,ab,kw. (218454)
4 (decision* adj2 support*).ti,ab,kw. (32940)
5 (decision* adj2 aid*).ti,ab,kw. (9487)
6 or/1-5 (504731)
7 exp Computer/ (159861)

8 exp information system/ (166084)
9 exp information science/ (113984)
10 Internet/ (112888)
11 Software/ (79162)
12 mobile phone/ (17899)
13 smartphone/ (15041)
14 Mobile Application/ (13261)
15 exp Telemedicine/ (47236)
16 electronic medical record system/ (1535)
17 exp Electronic Health Record/ (21723)
18 computer*.ti,ab,kw. (407323)
19 electronic*.ti,ab,kw. (350647)
20 (internet or web or online or on-line).ti,ab,kw. (418206)
21 (software or computer program*).ti,ab,kw. (321717)
22 (automate* or automation).ti,ab,kw. (197239)
23 (pda or pdas).ti,ab,kw. (18450)
24 personal digital assistant*.ti,ab,kw. (1217)
25 (app or apps).ti,ab,kw. (43764)
26 (application* adj2 mobile*).ti,ab,kw. (6399)
27 (iPad* or iPhone* or smartphone* or smart phone* or smart device*
or android phone* or cellphone* or cell phone* or mobile phone*).ti,ab,kw.
(38430)
28 (tablet adj2 (pc or device* or comput*)).ti,ab,kw. (2528)
29 ((hand held or handheld) adj2 (pc or device* or comput*)).ti,ab,kw.
(3833)
30 (telehealth or telecare or telemedicine or ehealth or
mhealth).ti,ab,kw. (35247)
31 or/7-30 (1897765)
32 6 and 31 (80108)
33 exp decision support system/ (27016)
34 clinical decision support system/ (3594)
35 (computer assisted adj2 (decision* or diagnos* or therap* or
support or treatment? or management)).ti,ab,kw. (2316)

- 36 (computer aided adj2 (decision* or diagnos* or therap* or support or treatment? or management)).ti,ab,kw. (5577)
- 37 (decision adj2 support adj2 (system* or tool*)).ti,ab,kw. (13211)
- 38 (decision making adj2 (system* or tool*)).ti,ab,kw. (3662)
- 39 Expert System/ (5507)
- 40 (expert adj2 system*).ti,ab,kw. (5205)
- 41 Reminder System/ (2730)
- 42 ((computer* or electronic* or CDSS) adj2 (reminder* or alert*)).ti,ab,kw. (1848)
- 43 ((medication or medicine or treatment or therapy) adj2 (reminder* or alert*)).ti,ab. (1362)
- 44 reminder system*.ti,ab,kw. (1189)
- 45 physician order entry system/ (284)
- 46 ((computer* or electronic*) adj2 order entry).ti,ab,kw. (2801)
- 47 CPOE.ti,ab,kw. (1715)
- 48 (computer* adj2 decision support*).ti,ab,kw. (1907)
- 49 or/33-48 (56905)
- 50 32 or 49 [All computerised clinical decision support systems terms] (106747)
- 51 Occupation/ (52894)
- 52 physiotherapist assistant/ (83)
- 53 physiotherapist/ (23150)
- 54 speech disorder/ (27422)
- 55 Occupational Therapy/ (25731)
- 56 dietitian/ (13219)
- 57 Anesthesiologist/ (7231)
- 58 osteopathic physician/ (356)
- 59 radiographer/ (634)
- 60 podiatrist/ (831)
- 61 anesthesiologist*.ti,ab,kw. (34979)
- 62 podiatrist*.ti,ab,kw. (1315)
- 63 prosthetist*.ti,ab,kw. (635)
- 64 chiropodist*.ti,ab,kw. (179)

- 65 orthoptist*.ti,ab,kw. (620)
- 66 orthotist*.ti,ab,kw. (419)
- 67 osteopath*.ti,ab,kw. (8365)
- 68 radiographer*.ti,ab,kw. (4001)
- 69 art therapist*.ti,ab,kw. (266)
- 70 drama therapist*.ti,ab,kw. (20)
- 71 music therapist*.ti,ab,kw. (607)
- 72 (allied adj2 health adj2 (profession* or worker* or personnel or occupation* or staff)).ti,ab,kw. (5338)
- 73 ((physical or physio* or occupational or language or speech) adj2 therap*).ti,ab,kw. (77705)
- 74 physiotherapist*.ti,ab,kw. (18271)
- 75 dietetic*.ti,ab,kw. (14409)
- 76 dietitian*.ti,ab,kw. (10785)
- 77 nutritionist*.ti,ab,kw. (5156)
- 78 Patient care/ (310700)
- 79 multi-disciplinary team/ (10246)
- 80 collaborative care team/ (903)
- 81 ((multidisciplinary or multi-disciplinary or multiprofessional or multi-professional or interdisciplinary or interprofessional) adj2 team*).ti,ab,kw. (57679)
- 82 rescue personnel/ (8059)
- 83 emergency health service/ (105109)
- 84 ambulance/ (14751)
- 85 air medical transport/ (2965)
- 86 paramedical personnel/ (14896)
- 87 paramedic*.ti,ab,kw. (13029)
- 88 HEMS.ti,ab,kw. (1067)
- 89 ems.ti,ab,kw. (19120)
- 90 emt.ti,ab,kw. (36500)
- 91 prehospital.ti,ab,kw. (18282)
- 92 pre-hospital.ti,ab,kw. (8656)
- 93 first responder*.ti,ab,kw. (3260)

- 94 emergency medical technician*.ti,ab,kw. (1553)
95 emergency services.ti,ab,kw. (6114)
96 ambulance*.ti,ab,kw. (17409)
97 field triage.ti,ab,kw. (382)
98 out-of-hospital.ti,ab,kw. (19034)
99 (nurse or nurses or nursing).ti,ab,kw. (554357)
100 exp nurse/ (194823)
101 nursing staff/ (73869)
102 midwife/ (28233)
103 (midwif* or midwiv*).ti,ab. (29459)
104 or/51-103 [allied health professionals or nurses or midwives]
(1389786)
105 50 and 104 [all CDSS and allied health professionals or nurses or
midwives] (16820)

3. PsycINFO 1806 to February 12,2021 Search Strategy:

- 1 exp Decision Making/ (124412)
2 Decision Support Systems/ (3377)
3 (decision* adj2 making).ti,ab. (93578)
4 (decision* adj2 support*).ti,ab. (5773)
5 (decision* adj2 aid*).ti,ab. (1934)
6 or/1-5 (168090)
7 exp Computers/ (43893)
8 exp information systems/ (48548)
9 exp information/ (44565)
10 Internet/ (29404)
11 computer software/ (10412)
12 mobile Phones/ (4735)
13 smartphones/ (1843)
14 mobile applications/ (1082)
15 Mobile devices/ (2634)
16 exp Telemedicine/ (9383)

- 17 Health Information Technology/ (304)
- 18 Electronic Health Records/ (880)
- 19 computer*.ti,ab. (91287)
- 20 electronic*.ti,ab. (33377)
- 21 (internet or web or online or on-line).ti,ab. (145714)
- 22 (software or computer program*).ti,ab. (31224)
- 23 (automate* or automation).ti,ab. (14470)
- 24 (pda or pdas).ti,ab. (937)
- 25 personal digital assistant*.ti,ab. (440)
- 26 (app or apps).ti,ab. (7624)
- 27 (application* adj2 mobile*).ti,ab. (1392)
- 28 (iPad* or iPhone* or mobile phone or smartphone* or smart phone* or smart device* or android phone* or cellphone* or cell phone*).ti,ab. (10036)
- 29 (tablet adj2 (pc or device* or comput*)).ti,ab. (680)
- 30 ((hand held or handheld) adj2 (pc or device* or comput*)).ti,ab. (813)
- 31 (telehealth or telecare or telemedicine or ehealth or mhealth).ti,ab. (4475)
- 32 or/7-31 (362180)
- 33 6 and 32 (21605)
- 34 Decision Support Systems/ (3377)
- 35 Computer Assisted Diagnosis/ (1589)
- 36 (computer assisted adj2 (decision* or diagnos* or therap* or support or treatment? or management)).ti,ab. (273)
- 37 (computer aided adj2 (decision* or diagnos* or therap* or support or treatment? or management)).ti,ab. (179)
- 38 (decision adj2 support adj2 (system* or tool*)).ti,ab. (2189)
- 39 (decision making adj2 (system* or tool*)).ti,ab. (1022)
- 40 Expert Systems/ (5732)
- 41 (expert adj2 system*).ti,ab. (1376)
- 42 ((medication or medicine or treatment or therapy) adj2 (reminder* or alert*)).ti,ab. (202)
- 43 reminder system*.ti,ab. (125)

- 44 ((computer* or electronic*) adj2 order entry).ti,ab. (94)
- 45 (computer* adj2 decision support*).ti,ab. (183)
- 46 CPOE.ti,ab. (46)
- 47 or/33-46 [CDSS terms] (30902)
- 48 Allied Health Personnel/ (1109)
- 49 Physical Therapists/ (536)
- 50 Physical Therapy/ (2987)
- 51 Speech therapists/ (1229)
- 52 Speech Language Pathology/ (1088)
- 53 Occupational Therapists/ (2346)
- 54 anesthesiologist*.ti,ab. (457)
- 55 podiatrist*.ti,ab. (47)
- 56 prosthetist*.ti,ab. (23)
- 57 orthoptist*.ti,ab. (17)
- 58 [chiropracist*.ti,kw.] (0)
- 59 [orthotist*.ti,kw.] (0)
- 60 [osteopath*.ti,kw.] (0)
- 61 radiographer*.ti,ab. (81)
- 62 art therapist*.ti,ab. (1375)
- 63 drama therapist*.ti,ab. (75)
- 64 music therapist*.ti,ab. (1337)
- 65 (allied adj2 health adj2 (profession* or worker* or personnel or occupation* or staff)).ti,ab. (1123)
- 66 ((physical or physio* or occupational or language or speech) adj2 therap*).ti,ab. (18118)
- 67 physiotherapist*.ti,ab. (1346)
- 68 dietetic*.ti,ab. (610)
- 69 dietitian*.ti,ab. (756)
- 70 nutritionist*.ti,ab. (417)
- 71 Interdisciplinary Treatment Approach/ (7399)
- 72 ((multidisciplinary or multi-disciplinary or multiprofessional or multi-professional or interdisciplinary or interprofessional) adj2 team*).ti,ab. (8106)

- 73 emergency services/ (8779)
74 emergency personnel/ (117)
75 paramedics/ (337)
76 HEMS.ti,ab. (27)
77 ems.ti,ab. (1010)
78 emt.ti,ab. (230)
79 prehospital.ti,ab. (387)
80 pre-hospital.ti,ab. (262)
81 first responders/ (307)
82 emergency medical technician*.ti,ab. (154)
83 emergency services.ti,ab. (1211)
84 ambulance*.ti,ab. (860)
85 field triage.ti,ab. (6)
86 out-of-hospital.ti,ab. (355)
87 exp nurses/ (32673)
88 nursing/ (23241)
89 (nurse or nurses or nursing).ti,ab. (97190)
90 midwifery/ (1436)
91 (midwif* or midwiv*).ti,ab. (3137)
92 or/48-91 [allied health professionals or nurses or midwives]
(148809)
93 47 and 92 [all CDSS and allied health professionals or nurses or
midwives] (1171)

4. Database: HMIC Health Management Information Consortium 1983 – February 12, 2021

Search Strategy:

- 1 exp Decision Making/ (5606)
2 (decision* adj2 making).ti,ab. (6795)
3 (decision* adj2 support*).ti,ab. (871)
4 (decision* adj2 aid*).ti,ab. (276)
5 or/1-4 (10211)
6 exp Computers/ (2133)
7 exp information systems/ (4916)

8 exp medical Informatics/ (67)
9 Internet/ (1342)
10 Software/ (0)
11 telephone/ (110)
12 Telemedicine/ (1328)
13 computerised medical records systems.ti,ab. (0)
14 Medical Records/ (1946)
15 computer*.ti,ab. (6305)
16 electronic*.ti,ab. (4484)
17 (internet or web or online or on-line).ti,ab. (5066)
18 (software or computer program*).ti,ab. (1593)
19 (automate* or automation).ti,ab. (605)
20 (pda or pdas).ti,ab. (56)
21 personal digital assistant*.ti,ab. (32)
22 (app or apps).ti,ab. (130)
23 (application* adj2 mobile*).ti,ab. (32)
24 (iPad* or iPhone* or smartphone* or smart phone* or smart device*
or android phone* or cellphone* or cell phone*).ti,ab. (146)
25 (tablet adj2 (pc or device* or comput*)).ti,ab. (16)
26 ((hand held or handheld) adj2 (pc or device* or comput*)).ti,ab.
(61)
27 (telehealth or telecare or telemedicine or mhealth or
ehealth).ti,ab. (1453)
28 or/6-27 (22729)
29 5 and 28 (1239)
30 (computer assisted adj2 (decision* or diagnos* or therap* or
support or treatment? or management)).ti,ab. (25)
31 (computer aided adj2 (decision* or diagnos* or therap* or support
or treatment? or management)).ti,ab. (17)
32 (decision adj2 support adj2 (system* or tool*)).ti,ab. (347)
33 (decision making adj2 (system* or tool*)).ti,ab. (107)
34 Expert Systems/ (107)
35 (expert adj2 system*).ti,ab. (131)

- 36 ((computer* or electronic* or CDSS) adj2 (reminder* or alert*)).ti,ab. (48)
- 37 reminder system*.ti,ab. (44)
- 38 ((computer* or electronic* or CDSS) adj2 (reminder* or alert*)).ti,ab. (48)
- 39 ((computer* or electronic*) adj2 order entry).ti,ab. (58)
- 40 (computer* adj2 decision support*).ti,ab. (114)
- 41 CPOE.ti,ab. (26)
- 42 or/29-41 [all CDSS terms] (1714)
- 43 Allied Health Personnel/ (0)
- 44 Physical Therapy Speciality/ (0)
- 45 Physiotherapists/ (350)
- 46 Speech-Language Pathology/ (0)
- 47 Occupational Therapists/ (542)
- 48 podiatrists/ (59)
- 49 anesthesiologist*.ti,ab. (11)
- 50 podiatrist*.ti,ab. (37)
- 51 prosthetist*.ti,ab. (19)
- 52 chiropodist*.ti,ab. (76)
- 53 orthoptist*.ti,ab. (23)
- 54 orthotist*.ti,ab. (15)
- 55 osteopath*.ti,ab. (93)
- 56 radiographer*.ti,ab. (178)
- 57 art therapist*.ti,ab. (5)
- 58 drama therapist*.ti,ab. (2)
- 59 music therapist*.ti,tw. (15)
- 60 (allied adj2 health adj2 (profession* or worker* or personnel or occupation* or staff)).ti,ab. (368)
- 61 ((physical or physio* or occupational or language or speech) adj2 therap*).ti,ab. (2010)
- 62 physiotherapist*.ti,ab. (671)
- 63 dietetic*.ti,ab. (187)
- 64 dietitian*.ti,ab. (130)

- 65 nutritionist*.ti,ab. (28)
- 66 Patient care team/ (139)
- 67 ((multidisciplinary or multi-disciplinary or multiprofessional or multi-professional or interdisciplinary or interprofessional) adj2 team*).ti,ab. (1676)
- 68 exp emergency medical services/ (0)
- 69 paramedic*.ti,ab. (395)
- 70 HEMS.ti,ab. (11)
- 71 ems.ti,ab. (51)
- 72 emt.ti,ab. (3)
- 73 prehospital.ti,ab. (58)
- 74 pre-hospital.ti,ab. (137)
- 75 first responder*.ti,ab. (28)
- 76 emergency medical technician*.ti,ab. (8)
- 77 emergency services.ti,ab. (514)
- 78 ambulance*.ti,ab. (1710)
- 79 field triage.ti,ab. (1)
- 80 out-of-hospital.tw. (292)
- 81 nurses/ (12920)
- 82 nursing staff/ (12920)
- 83 (nurse or nurses or nursing).ti,ab. (39541)
- 84 midwifery/ (665)
- 85 (midwif* or midwiv*).ti,ab. (4553)
- 86 or/43-85 [allied health professionals or nurses or midwives] (50288)
- 87 42 and 86 [all CDSS terms and allied health professionals or nurses or midwives] (291)

5. AMED (Allied and Complementary Medicine) 1985 to October 2019 Search Strategy:

- 1 exp Decision Making/ (4522)
- 2 (decision* adj2 making).ti,ab. (2826)
- 3 (decision* adj2 support*).ti,ab. (217)

- 4 (decision* adj2 aid*).ti,ab. (92)
- 5 or/1-4 (6218)
- 6 exp Computers/ (1765)
- 7 exp information systems/ (150)
- 8 exp medical Informatics/ (775)
- 9 Internet/ (1242)
- 10 Software/ (450)
- 11 telephone/ (377)
- 12 Telemedicine/ (985)
- 13 computerised medical records systems.ti,ab. (0)
- 14 Medical Records/ (383)
- 15 computer*.ti,ab. (4200)
- 16 electronic*.ti,ab. (2339)
- 17 (internet or web or online or on-line).ti,ab. (6503)
- 18 (software or computer program*).ti,ab. (1436)
- 19 (automate* or automation).ti,ab. (399)
- 20 (pda or pdas).ti,ab. (77)
- 21 personal digital assistant*.ti,ab. (26)
- 22 (app or apps).ti,ab. (175)
- 23 (application* adj2 mobile*).ti,ab. (39)
- 24 (iPad* or iPhone* or smartphone* or smart phone* or smart device*
or android phone* or cellphone* or cell phone*).ti,ab. (225)
- 25 (tablet adj2 (pc or device* or comput*)).ti,ab. (29)
- 26 ((hand held or handheld) adj2 (pc or device* or comput*)).ti,ab.
(40)
- 27 (telehealth or telecare or telemedicine or mhealth or
ehealth).ti,ab. (555)
- 28 or/6-27 (16500)
- 29 5 and 28 (443)
- 30 (computer assisted adj2 (decision* or diagnos* or therap* or
support or treatment? or management)).ti,ab. (18)
- 31 (computer aided adj2 (decision* or diagnos* or therap* or support
or treatment? or management)).ti,ab. (13)
- 32 (decision adj2 support adj2 (system* or tool*)).ti,ab. (41)

- 33 (decision making adj2 (system* or tool*)).ti,ab. (62)
- 34 Expert Systems/ (12)
- 35 (expert adj2 system*).ti,ab. (46)
- 36 ((computer* or electronic* or CDSS) adj2 (reminder* or alert*)).ti,ab. (7)
- 37 reminder system*.ti,ab. (3)
- 38 ((computer* or electronic* or CDSS) adj2 (reminder* or alert*)).ti,ab. (7)
- 39 ((computer* or electronic*) adj2 order entry).ti,ab. (0)
- 40 (computer* adj2 decision support*).ti,ab. (8)
- 41 CPOE.ti,ab. (0)
- 42 or/29-41 [all CDSS terms] (593)
- 43 Allied Health Personnel/ (659)
- 44 Physical Therapy Speciality/ (2201)
- 45 Physiotherapists/ (1476)
- 46 Speech-Language Pathology/ (237)
- 47 Occupational Therapists/ (1076)
- 48 podiatrists/ (36)
- 49 anesthesiologist*.ti,ab. (64)
- 50 podiatrist*.ti,ab. (172)
- 51 prosthetist*.ti,ab. (84)
- 52 chiropodist*.ti,ab. (32)
- 53 orthoptist*.ti,ab. (1)
- 54 orthotist*.ti,ab. (63)
- 55 osteopath*.ti,ab. (1733)
- 56 radiographer*.ti,ab. (18)
- 57 art therapist*.ti,ab. (179)
- 58 drama therapist*.ti,ab. (10)
- 59 music therapist*.ti,tw. (115)
- 60 (allied adj2 health adj2 (profession* or worker* or personnel or occupation* or staff)).ti,ab. (285)
- 61 ((physical or physio* or occupational or language or speech) adj2 therap*).ti,ab. (14459)

- 62 physiotherapist*.ti,ab. (2897)
- 63 dietetic*.ti,ab. (133)
- 64 dietitian*.ti,ab. (74)
- 65 nutritionist*.ti,ab. (39)
- 66 Patient care team/ (1786)
- 67 ((multidisciplinary or multi-disciplinary or multiprofessional or multi-professional or interdisciplinary or interprofessional) adj2 team*).ti,ab. (1129)
- 68 exp emergency medical services/ (420)
- 69 paramedic*.ti,ab. (78)
- 70 HEMS.ti,ab. (1)
- 71 ems.ti,ab. (96)
- 72 emt.ti,ab. (65)
- 73 prehospital.ti,ab. (32)
- 74 pre-hospital.ti,ab. (13)
- 75 first responder*.ti,ab. (9)
- 76 emergency medical technician*.ti,ab. (8)
- 77 emergency services.ti,ab. (24)
- 78 ambulance*.ti,ab. (45)
- 79 field triage.ti,ab. (0)
- 80 out-of-hospital.tw. (10429)
- 81 nurses/ (1071)
- 82 nursing staff/ (213)
- 83 (nurse or nurses or nursing).ti,ab. (9441)
- 84 midwifery/ (120)
- 85 (midwif* or midwiv*).ti,ab. (239)
- 86 or/43-85 [allied health professionals or nurses or midwives] (41793)
- 87 42 and 86 [all CDSS terms and allied health professionals or nurses or midwives] (186)

6. CINAHL EBSCO Search Strategy

#	Query*	Results
S101	S46 AND S100	11,824
S100	S47 OR S48 OR S49 OR S50 OR S51 OR S52 OR S53 OR S54 OR S55 OR S56 OR S57 OR S58 OR S59 OR S60 OR S61 OR S62 OR S63 OR S64 OR S65 OR S66 OR S67 OR S68 OR S69 OR S70 OR S71 OR S72 OR S73 OR S74 OR S75 OR S76 OR S77 OR S78 OR S79 OR S80 OR S81 OR S82 OR S83 OR S84 OR S85 OR S86 OR S87 OR S88 OR S89 OR S90 OR S91 OR S92 OR S93 OR S94 OR S95 OR S96 OR S97 OR S98 OR S99	867,856
S99	TI ((midwif* or midwiv*)) OR AB ((midwif* or midwiv*))	35,031
S98	(MH "Midwives+")	15,748
S97	(MH "Midwifery+")	20,976
S96	TI (((nurse or nurses or nursing)) OR ((nurse or nurses or nursing))) OR AB (((nurse or nurses or nursing)) OR ((nurse or nurses or nursing)))	535,366
S95	(MH "Nursing Staff, Hospital") "	20,953
S94	(MH "Nurses+")	228,583
S93	TI "music therapist*" OR AB "music therapist"	592
S92	TI "drama therapist*" OR AB "drama therapist"	6
S91	TI "art therapist*" OR AB "art therapist"	420
S90	TI radiographer* OR AB radiographer*	2,300
S89	TI osteopath* OR AB osteopath*	3,074
S88	TI orthotist* OR AB orthotist*	188
S87	TI orthoptist* OR AB orthoptist*	34
S86	TI chiropodist* OR AB chiropodist*	458
S85	TI prosthetist* OR AB prosthetist*	335
S84	TI podiatrist* OR AB podiatrist*	2,440
S83	TI anesthesiologist* OR AB anesthesiologist*	6,441
S82	(MH "Radiologic Technologists")	5,733
S81	(MH "Osteopaths")	682
S80	(MH "Podiatrists")	2,444
S79	MH "Anesthesiologists")	1,495

S78	TI "out-of-hospital" OR AB "out-of-hospital"	6,634
S77	TI "field triage" OR AB "field triage"	173
S76	TI ambulance* OR AB ambulance*	6,499
S75	TI "emergency services" OR AB "emergency services"	1,921
S74	TI "emergency medical technician*" OR AB "emergency medical technician*"	725
S73	"first responder*" OR AB "first responder*"	1,402
S72	TI pre-hospital OR AB pre-hospital	2,500
S71	TI prehospita OR AB prehospita	7,480
S70	TI emt OR AB emt	2,753
S69	TI EMS OR AB EMS	9,336
S68	TI HEMS OR AB HEMS	1,348
S67	TI paramedic* OR AB paramedic*	5,903
S66	(MH "Ambulances")	4,565
S65	(MH "Emergency Medical Services")	26,747
S64	(MH "Emergency Medical Technicians")	12,426
S63	TI (((multidisciplinary or multi-disciplinary or multiprofessional or "multi-professional" or interdisciplinary or interprofessional)) OR AB ((multidisciplinary or "multi-disciplinary" or multiprofessional or "multi-professional" or interdisciplinary or interprofessional) N2 team*))	33,294
S62	(MH "Multidisciplinary Care Team")	45,878
S61	TI nutritionist* OR AB nutritionist*	1,676
S60	TI dietitian* OR AB dietitian*	5,004
S59	TI physiotherapist* OR AB physiotherapist*	8,379
S58	TI (((physical or occupational or language or speech) N1 therapist*)) AND AB (((physical or occupational or language or speech) N1 therapist*))	2,999
S57	TI ((allied N2 health N2 (profession* or worker* or personnel or occupation* or staff))) OR AB ((allied N2 health N2 (profession* or worker* or personnel or occupation* or staff)))	2,748
S56	(MH "Dietetics")	2,356

S55	(MH "Nutrition Services")	1,054
S54	(MH "Occupational Therapy")	23,116
S53	(MH "Speech-Language Pathology")	6,105
S52	(MH "Physical Therapists")	12,660
S51	(MH "Physical Therapy")	35,365
S50	(MH "Physical Therapist Assistants")	814
S49	TI "music therapist*" OR AB "music therapist"	592
S48	TI "Physical Therapist Assistant*" or AB "Physical Therapist Assistant"	276
S47	(MH "Allied Health Personnel")	4,326
S46	S31 or S32 or S33 or S34 or S35 or S36 or S37 or S38 or S39 or S40 or S41 or S42 or S43 or S44 or S45 or S46	94,625
S45	TI (((computer* or electronic*) N2 order entry)) OR AB (((computer* or electronic*) N2 order entry)) or TI ((CPOE or computer* N2 decision*)) or AB ((CPOE or computer* N2 decision*))	2,368
S44	(MH "Electronic Order Entry")	3,355
S43	TI "reminder system*" OR AB "reminder system"	390
S42	TI (((computer* or electronic* or CDSS) N2 (reminder* or alert*))) OR AB (((computer* or electronic* or CDSS) N2 (reminder* or alert*))) or TI ((medication or medicine or treatment or therapy) N2 (reminder* or alert*)) or AB ((medication or medicine or treatment or therapy) N2 (reminder* or alert*))	1,691
S41	(MH "Reminder Systems")	2,949
S40	TI (expert N2 system*) OR AB (expert N2 system*)	1,008
S39	(MH "Expert Systems")	524
S38	TI ((decision making N2 (system* or tool*))) OR AB ((decision making N2 (system* or tool*)))	1,643
S37	TI ((decision N2 support N2 (system* or tool*))) OR AB ((decision N2 support N2 (system* or tool*)))	3,935
S36	TI (("computer aided" N2 (decision* or diagnos* or therap*))) OR AB (("computer aided" N2 (decision* or diagnos* or therap*)))	712
S35	TI (("computer aided" adj2 (decision* or diagnos* or therap* or support or treatment* or management))) OR AB	9

	(("computer aided" adj2 (decision* or diagnos* or therap* or support or treatment* or management))	
S34	TI (("computer assisted" N2 (decision* or diagnos* or therap* or support or treatment* or management))) OR AB (("computer assisted" N2 (decision* or diagnos* or therap* or support or treatment* or management)))	309
S33	(MH "Decision Support Systems, Clinical")	5,533
S32	(MH "Decision Making, Computer Assisted+")	45,289
S31	S6 AND S30	41,561
S30	S7 OR S8 OR S9 OR S10 OR S11 OR S12 OR S13 OR S14 OR S15 OR S16 OR S17 OR S18 OR S19 OR S20 OR S21 OR S22 OR S23 OR S24 OR S25 OR S26 OR S27 OR S28 OR S29	1,131,998
S29	TI ((telehealth or telecare or telemedicine OR mhealth or ehealth)) OR AB ((telehealth or telecare or telemedicine or mhealth or ehealth))	14,130
S28	TI ((tablet N2 (pc or device* or comput*))) OR AB ((tablet N2 (pc or device* or comput*))) or TI ((handheld or "hand held" N2 (pc or device* or comput*)) or AB ((handheld or "hand held" N2 (pc or device* or comput*))	3,837
S27	TI ((iPad* or iPhone* or smartphone* or "smart phone*" or "smart device*" or "mobile phone*" or "android phone*" or cellphone* or "cell phone*")) OR AB ((iPad* or iPhone* or smartphone* or "smart phone*" or "smart device*" or "mobile phone*" or "android phone*" or cellphone* or "cell phone*"))	11,037
S26	TI (application* N2 mobile*) OR AB (application* N2 mobile*)	2,919
S25	TI ((app or apps)) OR AB ((app or apps))	10,043
S24	TI "personal digital assistant*" OR AB "personal digital assistant*"	638
S23	TI ((pda or pdas)) OR AB ((pda or pdas))	2,146
S22	TI (automate* or automation) OR AB (automate* or automation)	22,986
S21	TI ((software or "computer program*")) OR AB ((software or "computer program*"))	50,295
S20	TI ((internet or web or online or on-line)) OR AB ((internet or web or online or on-line))	244,189
S19	TI electronic* OR AB electronic*	78,890

S18	TI computer* AND AB computer*	9,388
S17	(MH "Electronic Health Records+")	26,300
S16	(MH "Patient Record Systems+")	34,339
S15	(MH "Telemedicine+")	15,487
S14	(MH "Mobile Applications")	8,506
S13	(MH "Smartphone")	2,987
S12	(MH "Cellular Phone")	1,971
S11	(MH "Software")	29,588
S10	(MH "Internet")	50,622
S9	(MH "Informatics+")	899,135
S8	(MH "Information Systems+")	197,429
S7	(MH "Computers and Computerization+")	746,390
S6	S1 OR S2 OR S3 OR S4 OR S5	173,388
S5	TI (decision* N2 aid*) OR AB (decision* N2 aid*)	3,509
S4	TI (decision* N2 support*) OR AB (decision* N2 support*)	11,135
S3	TI (decision* N2 making) OR AB (decision* N2 making)	68,249
S2	(MH "Decision Support Techniques")	6,986
S1	(MH "Decision Making+")	111,200
*, Interface - EBSCOhost Research Databases, Search Screen - Advanced Search, Database - CINAHL, Limiters/Expanders: Search modes - Boolean/Phrase		

7. Cochrane Library search strategy

- #1 MeSH descriptor: [Decision Making] explode all trees 3960
- #2 MeSH descriptor: [Decision Support Techniques] explode all trees 2466
- #3 (decision* near/2 making):ti,ab,kw (Word variations have been searched) 14369
- #4 ((decision* near/2 support*)):ti,ab,kw (Word variations have been searched) 3552

- #5 (decision* near/2 aid*):ti,ab,kw (Word variations have been searched) 1657
- #6 {or #1-#5} 20279
- #7 MeSH descriptor: [Computers] explode all trees 1732
- #8 MeSH descriptor: [Information Systems] explode all trees 2293
- #9 MeSH descriptor: [Informatics] explode all trees 8936
- #10 MeSH descriptor: [Patient Portals] this term only 19
- #11 MeSH descriptor: [Software] this term only 940
- #12 MeSH descriptor: [Mobile Applications] this term only 686
- #13 MeSH descriptor: [Cell Phone] explode all trees 1710
- #14 MeSH descriptor: [Telemedicine] explode all trees 2649
- #15 MeSH descriptor: [Medical Records Systems, Computerized] this term only 196
- #16 MeSH descriptor: [Electronic Health Records] 1 tree(s) exploded 359
- #17 (computer*):ti,ab,kw (Word variations have been searched) 47867
- #18 (electronic*):ti,ab,kw (Word variations have been searched) 17343
- #19 (internet or web or online or on-line):ti,ab,kw (Word variations have been searched) 32321
- #20 (software or "computer program*"):ti,ab,kw (Word variations have been searched) 24140
- #21 (automate* or automation):ti,ab,kw (Word variations have been searched) 8858
- #22 (pda or pdas):ti,ab,kw (Word variations have been searched) 1067
- #23 ("personal digital assistant*"):ti,ab,kw (Word variations have been searched) 168
- #24 ((app or apps)):ti,ab,kw (Word variations have been searched) 4858
- #25 (application* near/2 mobile*):ti,ab,kw (Word variations have been searched) 2489
- #26 ((iPad* or iPhone* or smartphone* or "smart phone*" or "smart device*" or "android phone" or "cellphone*" or "cell phone*")):ti,ab,kw (Word variations have been searched) 6453
- #27 ((tablet near/2 (pc or device* or comput*))) :ti,ab,kw (Word variations have been searched) 936
- #28 (("hand held" or handheld) near/2 (pc or device* or comput*)):ti,ab,kw 720

- #29 ((telehealth or telecare or telemedicine or eHealth or mHealth)):ti,ab,kw (Word variations have been searched) 6874
- #30 {or #7-#29} 124876
- #31 #6 and #30 7180
- #32 MeSH descriptor: [Decision Making, Computer-Assisted] explode all trees 4237
- #33 MeSH descriptor: [Decision Support Systems, Clinical] this term only 380
- #34 ((computer assisted near/2 (decision* or diagnos* or therap* or support or treatment* or management))):ti,ab,kw (Word variations have been searched) 2996
- #35 ((computer aided near/2 (decision* or diagnos* or therap* or support or treatment* or management))):ti,ab,kw (Word variations have been searched) 191
- #36 ((decision near/2 support near/2 (system* or tool*))):ti,ab,kw (Word variations have been searched) 1893
- #37 ((decision making near/2 (system* or tool*))):ti,ab,kw (Word variations have been searched) 241
- #38 MeSH descriptor: [Expert Systems] this term only 58
- #39 ((expert near/2 system*)):ti,ab,kw (Word variations have been searched) 243
- #40 MeSH descriptor: [Reminder Systems] this term only 953
- #41 (((computer* or electronic*) near/2 (reminder* or alert*)):ti,ab,kw (Word variations have been searched) 445
- #42 (reminder system*):ti,ab,kw (Word variations have been searched) 2798
- #43 ((medication or medicine or treatment or therapy) near/2 (reminder* or alert)):ti,ab,kw 339
- #44 MeSH descriptor: [Medical Order Entry Systems] this term only 67
- #45 (((computer* or electronic*) near/2 order entry)):ti,ab,kw (Word variations have been searched) 119
- #46 (computer* near/2 "decision support*") 476
- #47 {or #32-#46} 10556
- #48 #31 or #47 15798
- #49 MeSH descriptor: [Allied Health Personnel] this term only 273
- #50 MeSH descriptor: [Allied Health Occupations] this term only 7
- #51 MeSH descriptor: [Physical Therapist Assistants] this term only 2

- #52 MeSH descriptor: [Physical Therapy Specialty] this term only 120
- #53 MeSH descriptor: [Speech-Language Pathology] this term only 67
- #54 MeSH descriptor: [Occupational Therapy] this term only 775
- #55 MeSH descriptor: [Nutritionists] this term only 44
- #56 MeSH descriptor: [Dietetics] this term only 96
- #57 MeSH descriptor: [Anesthesiologists] this term only 36
- #58 MeSH descriptor: [Podiatry] this term only 39
- #59 MeSH descriptor: [Osteopathic Physicians] this term only 3
- #60 (anesthesiologist*):ti,ab,kw 7826
- #61 (podiatrist*):ti,ab,kw 116
- #62 (prosthetist*):ti,ab,kw 35
- #63 (chiropodist*):ti,ab,kw 10
- #64 (orthoptist*):ti,ab,kw 43
- #65 (orthotist*):ti,ab,kw 32
- #66 (osteopath*):ti,ab,kw 753
- #67 (radiographer*):ti,ab,kw 132
- #68 ("art therapist*"):ti,ab,kw 12
- #69 ("music therapist*"):ti,ab,kw 137
- #70 (" drama therapist*"):ti,ab,kw 2
- #71 ((allied near/2 health near/2 (profession* or worker* or personnel or occupation* or staff))):ti,ab,kw (Word variations have been searched) 472
- #72 (((physical or occupational or language or speech) near/ therapist*)):ti,ab,kw (Word variations have been searched) 31090
- #73 (physiotherapist*):ti,ab,kw (Word variations have been searched) 5252
- #74 (dietitian*):ti,ab,kw (Word variations have been searched) 2027
- #75 (nutritionist*):ti,ab,kw (Word variations have been searched) 715
- #76 MeSH descriptor: [Patient Care Team] this term only 1700
- #77 (((multidisciplinary or "multi-disciplinary" or interdisciplinary or multiprofessional or "multi-professional" or interprofessional) near/2 team*)):ti,ab,kw (Word variations have been searched) 2422
- #78 MeSH descriptor: [Emergency Medical Technicians] this term only 171

- #79 MeSH descriptor: [Emergency Medical Services] this term only
1009
- #80 MeSH descriptor: [Air Ambulances] this term only 41
- #81 (paramedic*):ti,ab,kw (Word variations have been searched) 1181
- #82 (HEMS):ti,ab,kw (Word variations have been searched) 242
- #83 (ems):ti,ab,kw (Word variations have been searched) 2707
- #84 (emt):ti,ab,kw (Word variations have been searched) 294
- #85 (prehospital):ti,ab,kw (Word variations have been searched) 1778
- #86 (pre-hospital):ti,ab,kw (Word variations have been searched) 672
- #87 ("first responder*"):ti,ab,kw (Word variations have been searched)
147
- #88 ("emergency medical technician*"):ti,ab,kw (Word variations have
been searched) 277
- #89 ("emergency services"):ti,ab,kw (Word variations have been searched)
2743
- #90 (ambulance*):ti,ab,kw (Word variations have been searched) 989
- #91 ("field triage"):ti,ab,kw (Word variations have been searched) 6
- #92 ("out-of-hospital"):ti,ab,kw (Word variations have been searched)
1776
- #93 MeSH descriptor: [Nursing] explode all trees 3292
- #94 MeSH descriptor: [Nursing Care] explode all trees 1788
- #95 MeSH descriptor: [Nursing Staff] explode all trees 648
- #96 (nurse or nurses or nursing):ti,ab,kw (Word variations have been
searched) 41946
- #97 MeSH descriptor: [Midwifery] this term only 329
- #98 (midwif* or midwiv*):ti,ab,kw (Word variations have been searched)
2309
- #99 {or #49-#98} 99097
- #100 #48 AND #99 2266

Cochrane Database of Systematic Reviews = 58 Cochrane Trials =2205

8. Social Science Citation Index Search Strategy

#	Search terms	Results
---	--------------	---------

#7	#6 AND #5	2,297
#6	TS=((((("allied health" NEAR/2 (profession* OR worker* OR personnel OR occupation* OR staff)) OR ("physical therapist" OR "physical therapists") OR ("occupational therapist" OR "occupational therapists") OR ("language therapist" OR "language therapists") OR ("speech therapist" OR "speech therapists")) OR (physiotherapist* OR dietitian* OR dietetics OR nutritionist* or "music therapist*" or anesthesiologist* or orthoptist* or chiropodist* or podiatrist* or osteopath* or prosthetist* or orthotist* or radiographer* or "art therapist*" or "drama therapist*") OR ((multidisciplinary OR "multi-disciplinary" or interdisciplinary OR multiprofessional OR "multi-professional" or interprofessional) NEAR/2 team*) OR (nurse OR nurses OR nursing or paramedic* or HEMS or EMS or EMT or prehospital or "pre-hospital" or "first responder*" or "emergency medical technician*" or "emergency services" or ambulance* or "field triage" or "out-of-hospital" or midwif* or midwif*))))	228,344
#5	#4 AND #3	34,209
#4	TS=(("computer assisted decision*" OR "computer assisted diagnos*" OR "computer assisted therap*") OR ("computer aided decision*" OR "computer aided diagnos*" OR "computer aided therap*" or "computer aided support" or "computer aided treatment*" or "computer aided management" or "computer assisted support" or "computer assisted treatment*" OR "computer assisted management") OR ("decision support system*" OR "decision support or tool*") OR ("decision making system*" OR "decision making tool*") OR (expert NEAR/2 system*) OR (computer* NEAR/2 reminder* OR computer NEAR/2 alert* OR electronic* NEAR/2 reminder* OR electronic* NEAR/2 alert*) OR "reminder system*" OR "medical Order Entry System*" OR (computer* NEAR/2 "order entry") OR (electronic* NEAR/2 "order entry") OR (computer* near/2 "decision making") OR (medication or medicine or treatment or therapy) Near/2 (reminder* or alert*))	13,896
#3	#2 AND #1	21,872
#2	TS=((((computer* OR electronic* OR internet OR web OR online OR on-line OR software OR computer program* OR automate* OR automation OR pda OR pdas OR "personal digital assistant*") OR (app OR apps OR application* NEAR/2 mobile* OR iPad* OR iPhone* OR smartphone* OR ("smart phone" OR "smart phones") OR ("smart device" OR "smart devices")) OR ("android phone*" or cellphone* or "cell phone*") OR (tablet NEAR/2 (pc OR device* OR comput*)) OR (telehealth OR telecare OR telemedicine or mhealth or ehealth))))	438,284

#1	((decision* near/2 making) OR TOPIC: (decision* near/2 support*) OR TOPIC: (decision* near/2 aid*))	190,122
----	--	---------

9. Search Strategy Proquest ASSIA and Dissertations & Theses Abstracts & Index

ab((((decision* NEAR/2 making) OR (decision* NEAR/2 support*) OR (decision* NEAR/2 aid*)) AND ((computer* OR electronic* OR internet OR web OR online OR on-line OR software OR computer program* OR automate* OR automation OR pda OR pdas OR "personal digital assistant*") OR (app OR apps OR application* NEAR/2 mobile* OR iPad* OR iPhone* OR smartphone* OR ("smart phone" OR "smart phones") OR ("smart device" OR "smart devices")) OR (tablet NEAR/2 (pc OR device* OR comput*)) OR (telehealth OR telecare OR telemedicine))) OR (("computer assisted decision*" OR "computer assisted diagnos*" OR "computer assisted therap*") OR ("computer aided decision*" OR "computer aided diagnos*" OR "computer aided therap*") OR ("decision support system*" OR "decision support or tool*") OR ("decision making system*" OR "decision making tool*") OR (expert NEAR/2 system*) OR (computer* NEAR/2 reminder* OR computer NEAR/2 alert* OR electronic* NEAR/2 reminder* OR electronic* NEAR/2 alert*) OR "reminder system*" OR "medical Order Entry System*" OR (computer* NEAR/2 "order entry" OR electronic* NEAR/2 "order entry")))) AND (("allied health" NEAR/2 (profession* OR worker* OR personnel OR occupation* OR staff)) OR (("physical therapist" OR "physical therapists") OR ("occupational therapist" OR "occupational therapists") OR ("language therapist" OR "language therapists") OR ("speech therapist" OR "speech therapists")) OR (physiotherapist* OR dietitian* OR dietetics OR nutritionist*) OR ((multidisciplinary OR interdisciplinary OR multiprofessional OR interprofessional) NEAR/2 team*) OR (nurse OR nurses OR nursing or paramedic* or HEMS or EMS or EMT or prehospital or "pre-hospital" or "first responder*" or "emergency medical technician*" or "emergency services" or ambulance* or "field triage" or "out-of-hospital" or midwif* or midwif*)) OR ti((((decision* NEAR/2 making) OR (decision* NEAR/2 support*) OR (decision* NEAR/2 aid*)) AND ((computer* OR electronic* OR internet OR web OR online OR on-line OR software OR computer program* OR automate* OR automation OR pda OR pdas OR "personal digital assistant*") OR (app OR apps OR application* NEAR/2 mobile* OR iPad* OR iPhone* OR smartphone* OR ("smart phone" OR "smart phones") OR ("smart device" OR "smart devices")) OR (tablet NEAR/2 (pc OR device* OR comput*)) OR (telehealth OR telecare OR telemedicine))) OR (("computer assisted decision*" OR "computer assisted diagnos*" OR "computer assisted therap*") OR ("computer aided decision*" OR "computer aided diagnos*" OR "computer aided therap*") OR ("decision support system*" OR "decision support or tool*") OR ("decision making system*" OR "decision making tool*") OR (expert NEAR/2 system*) OR (computer* NEAR/2 reminder* OR computer NEAR/2 alert* OR electronic* NEAR/2 reminder* OR electronic* NEAR/2 alert*) OR "reminder system*" OR "medical Order Entry System*" OR (computer* NEAR/2 "order entry" OR electronic* NEAR/2 "order entry")))) AND (("allied health" NEAR/2 (profession* OR worker* OR personnel OR occupation* OR staff)) OR (("physical therapist" OR "physical therapists") OR ("occupational therapist" OR "occupational therapists") OR ("language therapist" OR "language therapists") OR ("speech therapist" OR "speech therapists")) OR (physiotherapist* OR dietitian* OR dietetics OR nutritionist*) OR ((multidisciplinary OR interdisciplinary OR multiprofessional OR interprofessional) NEAR/2 team*) OR (nurse OR nurses OR nursing or paramedic* or HEMS or EMS or EMT or prehospital or "pre-hospital" or "first responder*" or "emergency medical technician*" or "emergency services" or ambulance* or "field triage" or "out-of-hospital" or midwif* or midwif*))

10. Search strategies -Clinicaltrials.gov, ICTRP, OpenGrey, OpenClinical, HealthIT.gov, Agency for Healthcare Research and Quality Health Information Technology website

Search 1: Decision* AND computer*

Search 2: Decision* AND web*

Search 3: Decision* AND online

Search 4: Decision* AND software

Search 5: Decision* AND device*

Search 6: Decision* AND mobile*

11. Search strategy Health Services Research Projects in Progress

(decision*) AND (computer* OR web* OR online OR software OR device* OR mobile* AND allied OR therapist* OR occupational OR therap* OR physiotherapist OR physiotherapy))

Supplementary Table 2: Risk of Bias assessment justifications using Effective Practice Organisation of Care (EPOC)'s tool

1. Randomised controlled trials, non-randomised trials and controlled before-after studies

Random sequence generation	Allocation concealment	Baseline outcome measurements similar	Baseline characteristics similar	Incomplete outcome data	Knowledge of the allocated interventions adequately prevented during the study	Protection against contamination	Selective outcome reporting	Other bias	Overall bias score
Beckman et al, 2013									
"Simple randomisation was used to allocate nurses and patients"	Nurses and residents knew their allocated group	Reported baseline outcomes are broadly similar	Baseline characteristics balanced/similar	No information if there was a problem of missing data or ways of handling it, if any	Assessors were not blinded	Intervention was allocated nursing homes, not individual patients	All relevant outcomes in the methods section are reported in the results section	There is no evidence of other risk of biases	High
Blaha et al, 2009									
Not specified in paper.	Not specified in paper.	No significant differences in glucose at baseline	Although reported for patients, baseline characteristics of nurses is not reported in text or tables.	Only 11 of 120 patients missing (9%)	The outcomes are objective.	Professionals were allocated within a clinic or practice and it is possible that communication between the two groups could have occurred	All relevant outcomes in the methods section are reported in the results section.	There is no evidence of other risk of biases.	Unclear
Byrne,2005									
Controlled before-after study.	Controlled before-after study.	Models adjusted for covariates.	No report of baseline characteristics of patients or Nurses involved.	Not specified in the paper.	Not specified in the paper.	Unit of allocation was the nursing home	All relevant outcomes in the methods section are reported in the results section.	Multiple comparison	High
Canbolat et al,2019 (NRCT)									

Random sequence generation	Allocation concealment	Baseline outcome measurements similar	Baseline characteristics similar	Incomplete outcome data	Knowledge of the allocated interventions adequately prevented during the study	Protection against contamination	Selective outcome reporting	Other bias	Overall bias score
Is Non-randomised trial.	It is an open label study.	No baseline measure of outcomes reported.	No baseline information reported about the providers (Nurses); difference baseline characteristics patients present	Not specified in the paper.	Not specified in the paper.	There was no randomisation; control and intervention groups were from the same clinic. Therefore, it is highly likely that control group could have received intervention	All relevant outcomes are reported in the results section.	No baseline (pre-intervention) outcomes data available so difficult to judge.	High
Cavalcanti et al, 2019									
'Random numbers were generated by computer.'	'Allocation was by centres at the start of the study.'	No baseline measure of outcomes reported in the paper.	Clinically significant differences in patients at baseline; no baseline information about HPs.	Outcomes reported were based on all participants (complete data).	Not specified in the paper.	Not specified in the paper.	All relevant outcomes in the methods section are reported in the results section.	No evidence of other sources of bias.	High
Cleveringa et al, 2008									
Block randomisation by practices and Nurses.	Unit of allocation was by practice.	Baseline outcomes were largely similar among the intervention and control groups.	Clinically significant differences in patients at baseline; no baseline information about HPs.	'Values carried forward method' was used but not ideal method.	Not specified in the paper.	Allocation unit was practice so unlikely that the control group received an intervention.	All relevant outcomes discussed in the objective are reported.	No evidence of other risk of biases.	High

Random sequence generation	Allocation concealment	Baseline outcome measurements similar	Baseline characteristics similar	Incomplete outcome data	Knowledge of the allocated interventions adequately prevented during the study	Protection against contamination	Selective outcome reporting	Other bias	Overall bias score
Cleveringa et al,2010									
Not specified in the paper.	Unit of allocation was primary care practice.	Baseline outcome measurements are largely similar.	There is no report of baseline characteristics of Nurses in text or tables.	Use of electronic health records	Not specified in the paper.	Allocation was by primary care practices so unlikely that control group received intervention.	All relevant outcomes set out in the objective were reported.	No evidence of other risk of biases.	High
Cortez, 2014									
Not specified in the paper.	Allocation was based on clinic and nurses.	Outcome measurements were different among the two groups	Baseline characteristics were largely similar in both groups.	Use of electronic health records	'The study participants (nurses) did not know about the other group's usage of CDSS at the start and during the study.'	Nurses in the intervention group did not know about or receive CDSS during study.	All relevant outcomes in the methods section are reported in the results section.	No evidence of other risk of biases.	High
Dalaba et al, 2015									
A controlled before-after study.	A controlled before-after study.	Baseline outcome measurements were significantly different.	No report of baseline characteristics of HPs in text or tables	Not specified in the paper.	Not specified in the paper.	Comparison groups were in different districts.	All outcomes mentioned in the methods section have been reported.	No indication of other biases.	High
Duclos et al,2015									
Randomisation computer generated centrally.	Allocation was by department at the start of the study.	Baseline outcome measures appear to be	Only aggregated baseline characteristics of children for	Medical records were used.	Not specified in the paper.	Not specified in the paper.	All relevant outcomes in the methods section are reported in the results section.	No indication of other biases.	High

Random sequence generation	Allocation concealment	Baseline outcome measurements similar	Baseline characteristics similar	Incomplete outcome data	Knowledge of the allocated interventions adequately prevented during the study	Protection against contamination	Selective outcome reporting	Other bias	Overall bias score
		different and were not adjusted for during analysis.	the intervention and control groups; and, no report about the HP participants' baseline characteristics in tables or text.						
Dumont et al,2012									
Simple randomisation used	Randomisation was achieved by a Nurse choosing unmarked sealed envelope	No baseline measure of outcome reported.	Patient characteristics reported and largely similar, but report on HP were presented as aggregated.	Not specified in the paper.	Not specified in the paper.	Nurses were allocated within a clinic and it is possible that communication between intervention and control nurse could have occurred.	All outcomes in methods section were reported.	Performance bias risk from knowledge of cases, protocols and contamination highly likely.	High
Dykes et al, 2009									
Not specified in the paper	Allocation was by unit at the start of the study	Baseline outcome measurements are largely similar.	Patient characteristics were similar, but no information on HPs.	Medical records were used.	Study noted as open-label design in the protocol; and, intervention and control units in one hospital.	Contamination of information highly likely; patients rather than professionals were randomised	All outcomes in methods section were reported.	No indication of other biases.	High
Fitzmaurice et al, 2000									

Random sequence generation	Allocation concealment	Baseline outcome measurements similar	Baseline characteristics similar	Incomplete outcome data	Knowledge of the allocated interventions adequately prevented during the study	Protection against contamination	Selective outcome reporting	Other bias	Overall bias score
'Randomisation was computer generated.'	Not specified in the paper	Baseline outcome measurements are largely similar.	There is no report of baseline characteristics of HPs in text or tables	Use of medical records.	Outcomes are objective.	Groups in same practice— possibility of communication between health professionals	All relevant outcomes in the introduction/methods section are reported in the results section.	No evidence of other risk of biases.	High
Forberg et al,2016									
'A simple draw from the list by a third person.'	Not specified in the paper	Baseline measure of outcomes appear to be largely similar.	Baseline characteristics of the intervention and control groups are similar.	Missing outcomes is very minimal (<2%).	Not specified in the paper.	Not clear that nurses did not swap between units within the same hospital.	All relevant outcomes in the methods section are reported in the results section.	No evidence of other risk of biases.	High
Fossum et al,2011									
Controlled before-after study	Controlled before-after study	Baseline outcome measurements are largely similar.	Although reported for patients, baseline characteristics of providers was not reported in text or tables.	Use medical records.	Not specified in the paper.	Allocation was by nursing homes and is unlikely that control group received intervention.	All relevant outcomes in the methods section are reported in the results section.	No evidence of other risk of biases.	High
Geurts et al, 2016									
'Computer generated randomisation was used.'	'Centralised randomisation scheme used.'	No baseline measure of outcome in the paper.	Baseline characteristics are largely similar among the two groups.	Medical records used.	'Nurses were blinded for the contribution of predictors on the risk score.'	Patient based randomisation; a high possibility. Intra clinician and inter clinician	All relevant outcomes in the methods section are reported in the results section.	Question about representativeness of final study sample as 75% of eligible kids not randomised as	High

Random sequence generation	Allocation concealment	Baseline outcome measurements similar	Baseline characteristics similar	Incomplete outcome data	Knowledge of the allocated interventions adequately prevented during the study	Protection against contamination	Selective outcome reporting	Other bias	Overall bias score
						contamination highly possible.		professional or parents non-compliant.	
Hovorka et al, 2007									
'randomisation based on computer algorithm'	Centralised randomisation scheme was used.	No baseline measure of outcome reported in the paper.	Although some report about patients, no report of baseline characteristics about HP participants in text or tables.	Not specified in the paper.	The outcomes were objective.	patients based randomisation; same clinicians involved in standard and intervention arms	All relevant outcomes in the methods section are reported in the results section.	No evidence of other risk of biases.	High
Kroth et al, 2006									
'Randomisation using coin flip.'	Not specified in the paper.	No baseline measure of outcome.	There is no detailed report of characteristics in text or tables.	Consecutive [medical] records used.	objective outcome	Randomisation was for patients and nurses. Nurses in the control group did not receive reminders.	All relevant outcomes in the methods section are reported in the results section.	No evidence of other risk of biases.	High
Lattimer et al, 1998									
'A random number generator pocket calculator (Hewlett Packard 21s) used'	Unit of allocation was by team and allocation was performed on all units at the start of the study.	No baseline measure of outcome reported.	Some about patients, but no report of baseline characteristics HPs in text or tables.	Not specified in the paper.	Use of medical records.	Health professionals in the intervention (Nurses) and control (Doctors) were different.	All relevant outcomes in the methods section are reported in the results section.	No evidence of other risk of biases.	Unclear

Random sequence generation	Allocation concealment	Baseline outcome measurements similar	Baseline characteristics similar	Incomplete outcome data	Knowledge of the allocated interventions adequately prevented during the study	Protection against contamination	Selective outcome reporting	Other bias	Overall bias score
Lattimer et al,2000									
Not specified in the paper.	Not specified in the paper.	Not specified in the paper.	There is no detailed report of characteristics in text or tables	Not specified in the paper.	Use of medical records.	Health professionals in the intervention (Nurses) and control (Doctors) were different.	All relevant outcomes in the methods section are reported in the results section.	No evidence of other risk of biases.	Unclear
Lee et al, 2009									
Not specified in the paper.	Not specified in the paper.	Although weight and BMI data were recorded, no data on the outcome measurements.	Reported for patients, but no report on providers in text or tables.	Not specified in the paper.	Not specified in the paper.	Patients based randomisation so it is likely that the control group received the intervention.	All relevant outcomes in the methods section are reported in the results section.	No evidence of other risk of biases.	High
Lv et al, 2019									
Not specified in the paper.	Not specified in the paper.	Not specified in the paper.	Reported for patients, but no report on providers in text or tables.	Not specified in the paper.	Not specified in the paper.	Patients based randomisation; Patient based randomisation; same clinicians involved in both arms.	All relevant outcomes in the methods section are reported in the results section.	No evidence of other risk of biases.	High
Mann et al,2011									
Computer generated sequence was used.	Not specified in the paper.	Baseline measure of outcome not reported.	No baseline characteristics of HPs in text or tables were found.	Not clear from the paper.	A cross-over study; not specified in the paper.	Acrossover trial with only patients rather than professionals randomised.	All relevant outcomes in the methods section are reported in the results section.	No evidence of other risk of biases.	High

Random sequence generation	Allocation concealment	Baseline outcome measurements similar	Baseline characteristics similar	Incomplete outcome data	Knowledge of the allocated interventions adequately prevented during the study	Protection against contamination	Selective outcome reporting	Other bias	Overall bias score
McDonald et al, 2017									
Automated block randomisation was used.	Automated block randomisation schema was used	Not specified in the paper.	Baseline characteristics were largely similar.	Possible medical records use.	Assessor was not blinded.	Both intervention and control nurses were in one organisation and it is possible that communication between them could have occurred	All relevant outcomes in the methods section are reported in the results section.	Only 42% of patients who should have had a CDSS applied suggesting that the nurses selectively chose which patients to use it with or selective non adoption	High
Paulson et al, 2020									
Automated block randomisation was used.	Automated block randomisation schema was used	Reported for patients, but no report on providers in text or tables	Baseline characteristics were largely similar	Only complete case analysis conducted	Outcomes are objective	Both intervention and control nurses were in one organisation and it is possible that communication between them could have occurred	All relevant outcomes in the methods section are reported in the results section.	No evidence of other risk of biases.	High
Plank et al, 2006									
Not specified in the paper	Not specified in the paper	Blood glucose measured but not intervention group based	Differences in types of surgery and history of diabetes between sites	Use of medical records.	Outcomes are objective.	same units delivering all arms of the trial with same clinicians	All relevant outcomes in the methods section are reported in the results section.	No evidence of other risk of biases.	High
Rood et al, 2005									

Random sequence generation	Allocation concealment	Baseline outcome measurements similar	Baseline characteristics similar	Incomplete outcome data	Knowledge of the allocated interventions adequately prevented during the study	Protection against contamination	Selective outcome reporting	Other bias	Overall bias score
'Automatic random number generating'	Not specified in the paper	Baseline measure of outcome not reported.	No report of characteristics of HPs in text or tables.	Not specified in the paper.	Not specified in the paper.	Patient based randomisation; same clinicians involved in both arms.	There is no evidence that outcomes were selectively reported.	No evidence of other risk of biases.	High
Roukema et al,2008									
Randomisation was based on computer algorithm.	'centralised randomisation scheme'	Baseline measure of outcome not reported	No report of characteristics of HPs in text or tables.	Not specified in the paper.	Not specified in the paper.	professionals were allocated within a clinic so hard to see how decision rule training effect not present in the clinicians who were delivering both arms of the trial	All relevant outcomes in the methods section are reported in the results section.	No evidence of other risk of biases.	High
Sassen et al,2014									
Not specified in the paper.	The unit of allocation was by health professional and allocation was performed on all units at the start of the study	No important differences were present across study groups.	Baseline characteristics of the study and control providers are reported and similar.	Significant proportion participants dropped out and the report is based on the complete case analysis.	Outcomes cannot be assessed blindly.	Participants in the control group did not have a log-in code to access the website (CDSS tool) until post-intervention data were collected.	All relevant outcomes in the methods section are reported in the results section.	No evidence of other risk of biases.	High
Snooks et al, 2014									

Random sequence generation	Allocation concealment	Baseline outcome measurements similar	Baseline characteristics similar	Incomplete outcome data	Knowledge of the allocated interventions adequately prevented during the study	Protection against contamination	Selective outcome reporting	Other bias	Overall bias score
Randomisation based on computer algorithm.	Random allocation was performed on all units at the start of the study.	No baseline measure of outcome reported.	No report of characteristics in text or tables about the paramedics involved.	Not specified in the paper.	Analyst was blinded.	Intervention and control groups were in separates sites	All relevant outcomes in the methods section are reported in the results section.	No evidence of other risk of biases.	Unclear
Vadher et al, 1997									
Random tables were used.	Not specified in the paper.	No baseline measure of outcome reported.	Patient baseline characteristics reported; one nurse versus a clinician.	Not specified in the paper.	Outcomes are objectively measured.	Hard to see how same clinicians seeing both arm trial patients didn't pick up something from the CDSS.	All relevant outcomes in the methods section are reported in the results section.	There was only one Nurse participant in the intervention group.	High
Wells,2013									
Random table was used for randomisation.	Not specified in the paper.	No baseline measure of outcomes reported.	Baseline characteristics are largely similar.	Not specified in the paper.	Outcomes were assessed blindly.	Intervention and control groups in the same site so it is likely that the control group received the intervention.	All relevant outcomes in the methods section are reported in the results section	No evidence of other risk of biases.	High

Colour codes: Red, high risk; orange, unclear risk; green, low risk

2. Interrupted time series studies

Author & Year	Risk of bias domains and scores							Overall bias
	Intervention independent of other changes	Shape of the intervention effect pre-specified	Intervention unlikely to affect data collection	Knowledge of the allocated interventions adequately prevented during the study	Incomplete outcome data adequately	Selective outcome reporting	Other bias	
Bennet, 2016	Very long adoption period with no measurement; possible confounding factors not presented/models not adjusted	Data were classified as pre and post-intervention from the point/date of intervention.	Data were collected from the hospital records databases for pre- and post-intervention periods	Not presented in the paper.	Medical records used	All relevant outcomes in the methods section are reported in the results section.	No evidence of other risk of biases.	High
Dykes et al,2020	Highly likely the changes in outcome to be influenced by confounders.	Point of analysis is the point of intervention.	Sources and methods of data collection were the same before and after the intervention.	Not presented in the paper.	Medical records used	All relevant outcomes are reported in the results section	No evidence of other risk of biases.	High
Dowding et al,2012	Highly likely the changes in outcome to be influenced by confounders.	Point of analysis is the point of intervention.	Sources and methods of data collection were the same before and after the intervention.	Not presented in paper.	Medical records used	All relevant outcomes are reported in the results section.	No evidence of other risk of biases.	High

Colour codes: Red, high risk; orange, unclear risk; green, low risk

Supplementary Table 3: Summary of patient care process results

Author & Year	Interventions	Health professionals	patient participants	Outcome measured	Outcome values reported	Change of value within a group [‡]	Risk difference (95% CI) [‡]
1. Adherence to guidelines							
Dumont et al, 2012	• CDSS use	Nurses (OA=44)	141 adults	Deviations from the protocol, out of 10 (mean (SD))	4 months=0.39(1.0)	-	Mean difference: -2.61 (-4.5 to -0.71)
	• Paper protocol	Nurses	159 adults		4 months=3.0(4.3)		
Forberg et al, 2016	• CDSS-use	108 Nurses	Not applicable	Nurses adherence to guidelines on disinfection of hands	Baseline=97/108	-1.2%	6.7% (4.9 to 8.5)
	• CDSS non-use	103 Nurses	Not applicable		3 months =93/105	-7.9%	
	• CDSS-use			Nurses adherence to guidelines on usage of disposable gloves (n/N)	Baseline=80/108	-1.7%	-1.4% (-2.2 to -0.5)
	• CDSS non-use				3 months =76/105	-0.3%	
	• CDSS-use			Nurses adherence to guidelines on daily inspection of Peripheral Venous Catheters (PVC) site (n/N)	Baseline=71/103	2.6%	-5.2% (-7.1 to -3.3)
	• CDSS non-use				3 months =70/102	7.8%	
Rood et al, 2005	• CDSS-based GL	ICU Nurses	66 adults	Adherence to Insulin dose Advice (n/N)	10 weeks =1818/2352	-	22% (19 to 25)
	• Paper-based GL	ICU Nurses	54 adults		10 weeks =1667/2597	-	
	• CDSS-based GL	ICU Nurses	66 adults	Adherence to the guideline for taking blood samples on time (n/N)	10 weeks =945/2352	-	4.7% (2.0 to 7.4)
	• Paper-based GL	ICU Nurses	54 adults		10 weeks =922/2597	-	
Vadher et al, 1997	• CDSS	1 Nurse	87 adults	Dose advice 'acceptance' in patients with therapeutic range 2-3	Post-test =188/214	-	28% (20.4 to 35.5)
	• Control	3 trainee Doctors	90 adults		Post-test=145/242	-	
	• CDSS	1 Nurse		Dose advice 'acceptance' in patients with therapeutic range 3-4.5 (n/N)	Post-test =160/239	-	-6.2% (-14.7 to 2.2)
	• Control	3 trainee Doctors			Post-test=150/205	-	
	• CDSS	1 Nurse		Interval advice 'acceptance' (%) in patients with therapeutic range 2-3	Post-test =170/230	-	23.9% (15.6 to 32.2)
	• Control	3 trainee Doctors			Post-test=133/266	-	
	• CDSS	1 Nurse		Interval advice 'acceptance' (%) in patients with therapeutic range 3-4.5	Post-test =129/239	-	3.9% (-5.4 to 13.3)
	• Control	3 trainee Doctors			Post-test=101/202	-	
2. Patient assessment, diagnosis, and treatment practices							
	• CDSS use period			Pain assessment	Post-test=97.7%	-	62.7% (59.6 to 65.8)

Bennett et al, 2016	• CDSS non use				Pre-test=35%		
	• CDSS use			IV antibiotics in 1hr for sepsis	Post-test=5.6%	-	-5.9% (-8.3 to -3.5)
	• CDSS non use				Pre-test=11.5%		
Duclos et al, 2015	• CDSS	Dieticians	667 children	Investigation of malnutrition aetiology	Post-test=284/667	-	21.2% (15.9 to 26.5)
	• Usual care	Dieticians	477 children		Post-test=102/477		
	• CDSS	Dieticians	667 children	Managed by a dietitian	Post-test=305/667	-	12% (6.3 to 17.7)
	• Usual care	Dieticians	477 children		Post-test=161/477		
	• CDSS	Dieticians	667 children	prescribed refeeding protocol	Post-test=230/667	-	-4.5% (-10.2 to 1.2)
	• Usual care	Dieticians	477 children		Post-test=186/477		
Geurts et al, 2017	• CDSS	Nurses	113 children	Patient consultation time(min)-median (IQR)	Post-test =136(108)	-	3 min
	• Usual care	Nurses	109 children		Post-test =133(92)		
	• CDSS	Nurses	113 children	Electrolytes level test	Post-test =15/113	-	-7.8% (-17.7 to 2.1)
	• Usual care	Nurses	109 children		Post-test =23/109		
	• CDSS	Nurses	113 children	Acid-base balance test	Post-test =13/113	-	-3.2% (-12.1 to 5.7)
	• Usual care	Nurses	109 children		Post-test =16/109		
	• CDSS	Nurses	113 children	Oral Rehydration Solution (nasogastric tube)	Post-test =17/113	-	6.7% (-1.6 to 15.2)
	• Usual care	Nurses	109 children		Post-test =9/109		
	• CDSS	Nurses	113 children	IV rehydration given	Post-test =0/113	-	-1.8% (-4.4 to 0.7)
	• Usual care	Nurses	109 children		Post-test =2/109		
	• CDSS	Nurses	113 children	Other liquid given	Post-test =18/113	-	-11.6% (-22.4 to -0.8)
	• Usual care	Nurses	109 children		Post-test =30/109		
Roukema et al, 2008	• CDSS use	Nurses	74 children	Time spent in ED (minutes), median (IQR)	27 months =138 (77)	-	15 minutes
	• Control	Nurses	90 children		27 months =123 (96)		
	• CDSS use	Nurses	74 children	Time spent in ED for lab test (minutes), median (IQR)	27 months =140 (68)	-	-20 minutes
	• Control	Nurses	90 children		27 months =160 (98)		
Snooks et al, 2014	• CDSS	17 Paramedics	436 adults	Mean length of episode of care (minutes)	CDSS Vs control	-	-5.7 min (-38.5 to 27.2)*
	• Control	19 Paramedics	343 adults				
Wells, 2013	• CDSS	22 paramedics	436 adults	Respiratory rate recorded, %	1 year =405/436	-	-1.2% (-4.7 to 2.2)
	• Control	20 paramedics	341 adults		1 year =321/341		
	• CDSS	22 paramedics	436 adults	Pulse rate recorded	1 year =414/436	-	0.9% (-3.9 to 2.0)
	• Control	20 paramedics	341 adults		1 year =327/341		
	• CDSS	22 paramedics	436 adults	Consciousness recorded	1 year =405/436	-	-5.1% (-7.9 to -2.2)
	• Control	20 paramedics	341 adults		1 year =334/341		
Kroth et al, 2006	• CDSS use	164 Nurses	Not applicable	Proportion of erroneously recorded temperatures	9 months =248/45823	-	-0.8% (-0.9 to -0.6)
	• Control	173 Nurses	Not applicable		9 months =575/44339		

3. Documenting of events

Dowding et al, 2012	• CDSS use	Nurses		Fall documentation ratio	Post-CDSS use Vs pre-CDSS use period	-	1.4 (0.03 to 73.7) [†]
	• CDSS non-use	Nurses					
	• CDSS use			Hospital acquired pressure ulcer (HAPU) risk documentation ratio	Post-CDSS use Vs pre-CDSS use period	-	9.1 (1.95 to 42.5) [†]
	• CDSS non-use						
Paulson et al, 2020	• CDSS use	Nurses	44 adults	Documentation of nutritional intake compared to requirements	10 months=37/44	-	80% (67 to 92)
	• Usual care	Nurses	50 adults		10 months=2/50		
	• CDSS use	Nurses	44 adults	Documentation of a nutritional care plan	10 months=31/44	-	54.4% (37.6 to 71.3)
	• Usual care	Nurses	50 adults		10 months=8/50		
	• CDSS use	Nurses	44 adults	Documentation of nutritional treatment	10 months=36/44	-	23.8% (6 to 41.6)
	• Usual care	Nurses	50 adults		10 months=29/50		
4. Patient referrals							
Snooks et al, 2014	• CDSS	17 Paramedics	436 adults	Patients referred to falls service	1 year=42/436	-	4.7% (1.1 to 8.3)
	• Control	19 Paramedics	343 adults		1 year=17/343		

Note: ‡, calculated from reported information unless stated otherwise; †, as reported by study authors.

Supplementary Table 4: Summary of patient care outcomes results

Author & Year	Interventions	Health professionals	patient participants	Outcome measured	Outcome values reported	Change of value within a group [‡]	Risk difference (95% CI) [‡]
1. Glycaemic control							
Blaha et al, 2009	<ul style="list-style-type: none"> CDSS (eMPC) Mathias protocol Bath-protocol 	ICU Nurses	40 adults	Entire study time in target range (blood glucose)- mmol/l	After 48hrs=46%	-	Versus Mathias: 7.8% (-13.7 to 29.4) Versus Bath 6.3% (-3.9 to 16.5)
			40 adults		After 48hrs=38.2%	-	
			40 adults		After 48hrs=39.7%	-	
	<ul style="list-style-type: none"> CDSS (eMPC) Mathias protocol Bath-protocol 	ICU Nurses	40 adults	Entire study mean blood glucose (SE)- mmol/l	Baseline=8.1(0.6) 48hrs=5.9(0.2)	-2.2 mmol/l	Versus Mathias: -1 mmol/l Versus Bath: -0.7 mmol/l
			40 adults		Baseline=7.9(0.4) 48hrs=6.7(0.1)	-1.2 mmol/l	
			40 adults		Baseline=8.0(0.2) 48hrs=6.5(0.2)	-1.5 mmol/l	
Canbolat et al, 2019	<ul style="list-style-type: none"> CDSS (automated BG control) Standard protocol 	Nurses	33 adults	Occasions for BG out of target (120 to 180 mg/dL) range	22 months =2101/5789	-	-21.8% (-23.7 to -20.0)
		Physicians	33 adults		22 months =2977/5122	-	
Cavalcanti et al, 2009	<ul style="list-style-type: none"> CDSS (computer-assisted insulin protocol) Control (Leuven protocol) Control (conventional treatment) CDSS (computer-assisted insulin protocol) Control (Leuven protocol) Control (conventional treatment) 	ICU Nurses	56 adults	Mean blood glucose (mmol/dL)	19 months =125	-	Versus Leuven -2.1 mmol/dL Versus conventional -33.5 mmol/dL
			58 adults		19 months =127.1	-	
			53 adults		19 months =158.5	-	
		ICU Nurses	56 adults	Patients with hypoglycaemia	19 months =12/56	-	Versus Leuven -20% (-36.6 to -3.4) Versus conventional 17.6% (5.7 to 29.5)
			58 adults		19 months =24/58	-	
			53 adults		19 months =2/53	-	
Cleveringa et al, 2008	<ul style="list-style-type: none"> CDSS use in diabetic patients Usual care CDSS use in diabetic patients 	Nurses	1699 adults	A1C<7%	Baseline=60.8% 1 year=68%	7.2%	4.6% (2.7 to 6.5)
			1692 adults		Baseline=61.6% 1 Year=64.2%	2.6%	
			1699 adults		Baseline=41% 1 year=53.9%	12.9%	
				Systolic BP<140			

	• Usual care		1692 adults		Baseline=39.5% 1 year=42.2%	2.7%	
	• CDSS use in diabetic patients		1699 adults		Baseline=36.2% 1 year=49.0%	10.5%	3.7% (1.2 to 6.2)
	• Usual care		1692 adults	Total cholesterol <4.5mmol/l	Baseline=38.5% 1 year=45.3%	6.8%	
Hovorka et al, 2007	• CDSS (eMPC)	ICU Nurses	30 adults	Proportion in target range (4-6.1 mmol/L)	48 hrs =60.4%	-	32.9% (20.0 to 46.0)
	• Usual care	ICU Nurses	30 adults		48 hrs =27.5%		
	• CDSS (eMPC)			Entire study mean blood glucose (mmol/L) (SD)	48 hrs =6.2 (1.1)	-	-1mmol/L
	• Usual care				48 hrs =7.2 (1.1)		
	• CDSS (eMPC)			Time in target range (hours)	48 hrs =14.5		7.9 hrs
	• Usual care				48 hrs =6.6		
Mann et al, 2011	• CDSS use	ICU Nurses	18 adults	Occasions glucose range on target (80 to 110 mg/dl)	72 hrs =47%	-	6% (-7.7 to 19.7)
	• Paper protocol	ICU Nurses	18 adults		72 hrs =41%		
	• CDSS use	ICU Nurses		Occasions over target range (over 110 mg/dl)	72 hrs =49%	-	-5% (-18.8 to 8.8)
	• Paper protocol	ICU Nurses			72 hrs =54%		
	• CDSS use			Occasions under target (under 80 mg/dl) range	72 hrs =4.5%	-	-0.3% (-2.1 to 1.5)
	• Paper protocol				72 hrs =4.8%		
Plank et al, 2006	• CDSS (MPC) use	ICU Nurses	Not reported	Occasions within the target glycaemic range (80-110 mg/dl)	48 hrs =52%	-	33% (20.5 to 45.4)
	• Usual care	ICU Nurses	Not reported		48 hrs =19%		
	• CDSS (MPC) use	ICU Nurses	Not reported	Improvement glycaemic control for 48 hours	48 hrs =65%	-	40% (27.4 to 52.6)
	• Usual care	ICU Nurses	Not reported		48 hrs =25%		
	• CDSS (MPC) use		Not reported	Occasions over the target glycaemic range (>110 mg/dl)	48 hrs =46%	-	-31% (-43.7 to -18.2)
	• Usual care		Not reported		48 hrs =77%		
	• CDSS (MPC) use		Not reported	Average glucose (mg/dl)	48 hrs =117mg/dL	-	-14mg/dL
	• Usual care		Not reported		48 hrs =131 mg/dL		
2. Blood coagulation management							
Fitzmaurice et al, 2000	• CDSS use	Nurses	122 adults	proportion of tests in range	Baseline=223/366 1 year =732/1181	1.1%	-1.9% (-3.1 to -0.7)
	• CDSS non-use	Physicians	245 adults		Baseline=264/480 1 year =986/1700	3%	
	• CDSS use	Nurses		International Normalised Ratio (INR) Results Within Range Point Prevalence	Baseline=74/118 1 year =86/121	8.4%	-2.6% (-5.3 to -0.1)
	• CDSS non-use	Physicians			Baseline=129/244	11%	

					1 year =157/245		
	• CDSS use	Nurses		Time Spent Within INR Target Range	Baseline=64/113 1 year =76/110	12%	7% (-0.7 to 14.7)
	• CDSS non-use	Physicians			Baseline=99/174 1 year= 143/230	5%	
3. Antenatal and peripartum care							
Dalaba et al, 2015	• CDSS use	Nurses	Not reported	Antenatal complications per 1000 attendance	Before=9 After =12	0.3%	0.3% (-0.03 to 0.6)
	• CDSS non-use	Nurses	Not reported		Before =16 After =16	0%	
	• CDSS use			Delivery complications per 1000 attendances	Before=107 After=96	-0.9%	2.4% (1.1 to 3.7)
	• CDSS non-use				Before=133 After=100	-3.3%	
4. Managing patients with chronic co-morbid diseases							
McDonald et al, 2017	• CDSS use	165 Nurses	2550 adults	Medication regimen complexity index <24.5	Post-test=158/2550	-	0% (-1.1 to 1.1)
	• Usual care	335 Nurses	5369 adults		Post-test =333/5369		
	• CDSS use	165 Nurses	2550 adults	Emergency room use	Post-test =421/2550	-	-0.2 (-1.9 to 1.6)
	• Usual care	335 Nurses	5369 adults		Post-test =897/5369		
	• CDSS use	165 Nurses	2550 adults	Hospitalisation	Post-test =502/2550	-	-1.4% (-3.3 to 0.5)
	• Usual care	335 Nurses	5369 adults		Post-test =1133/5369		
Lv et al, 2019	• CDSS use	Nurses	70 children	Number of asthma exacerbations per patient (median)	1 year=3	-	-1
	• Usual care	Nurses	73 children		1 year=4	-	
5. Outpatient obesity screening							
Lee et al, 2009	• CDSS use	13 Nurses	807 adults	Encounters with obesity related diagnosis	8 months =91/807	-	10.3% (8.0 to 12.5)
	• Usual care	16 Nurses	997 adults		8 months =10/997		
	• CDSS use	13 Nurses	807 adults	Encounters with missed obesity-related diagnosis	8 months =51/208	-	-41.9% (-48.8 to -35.1)
	• Usual care	16 Nurses	997 adults		8 months =440/662		
6. Fall and pressure ulcer management							
Beeckman et al, 2013	• CDSS(Pre-vPlan)	65 Nurses and physios	225 adults	Pressure ulcer prevention	Day1=15/58 Day120=41/65	37.2%	2.3% (-11.0 to 15.6)
	• Standard protocol	53 Nurses and physios	239 adults		Day1=16/63 Day120=41/68	34.9%	
	• CDSS(Pre-vPlan)	65 Nurses and physios	225 adults		Day 1=34/225 Day120=16/225	-8%	-6.3% (-10.2 to -2.4)

	• Standard protocol	53 Nurses and physios	239 adults	Prevalence of pressure ulcer	Day1=39/239 Day120=35/239	-1.7%	
Byrne,2005	• CDSS use	89 Nurses	Not reported	Fall rate	Before=0.312 After=0.318	0.6%	3.1%
	• CDSS non-use		Not reported		before=0.315 After=0.29	-2.5%	
	• CDSS use		Not reported	Pressure ulcer rate	Before=0.085 After=0.088	-0.3%	-0.6%
	• CDSS non-use		Not reported		Before=0.091 After=0.094	0.3%	
Dowding et al,2012	• CDSS use			Fall rate	Post-CDSS use Vs pre-CDSS use period	-	0.91 (0.75 to 1.12) [†]
	• CDSS non-use				HAPU ratio	Post-CDSS use Vs pre-CDSS use period	-
Dykes et al, 2009	• CDSS use	Nurses	5160 adults	Fall rate difference (per 1000 patient days)	CDSS use Vs usual care	-	-1.16 (-2.16 to -0.17) [†]
	• Usual care	Nurses	5104 adults				
Dykes et al, 2020	• UDSS use	Nurses	19,283 adults	Fall rate difference (per 1000 patient days)	Post-CDSS use Vs pre-CDSS use period	-	-0.15 (-0.04 to -0.25) [†]
	• CDSS non-use	Nurses	17,948 adults				
Fossum et al,2011	• CDSS use	Nurses	367 adults	Prevalence of pressure Ulcers	Before=16/167 After=23/200	1.9%	4.2% (0.2 to 8.2)
	• CDSS non-use	Nurses	274 adults		Before=17/150 After=11/122	-2.3%	
	• CDSS use			Prevalence of malnutrition	Before=45/161 After=39/199	-8.3%	-12.4% (-19.1 to -5.7)
	• CDSS non-use				Before=31/148 After=30/120	4.1%	

7. Triaging

Bennett et al, 2016	• CDSS use period	Nurses	400 adults	Correct triage prioritisation	Post-test=85.2%	-	24.7% (18.8 to 30.6)
	• CDSS non-use	Nurses	400 adults		Pre-test=60.5%		
Lattimer et al, 1998	• CDSS	Nurses	Not applicable	Calls managed with telephone advice from GP	Post-test =1109/7184	-	-34.2% (-35.6 to -32.8)
	• Usual care	Physicians	Not applicable		Post-test =3629/7308		
	• CDSS	Nurses		Patient attended primary care centre	Post-test =1177/7184	-	-10% (-11.4 to -8.8)
	• Usual care	Physicians			Post-test =1934/7308		
Lattimer et al, 2000	• CDSS	Nurses		Patient visited at home by duty GP	Post-test =1317/7184	-	-5.5% (-6.9 to -4.2)
	• Usual care	Physicians			Post-test =1745/7308		
	• CDSS	Paramedics	436 adults	Total admissions within 3 days	1 year =428/7184 1 year =507/7308	-	-0.98% (-1.8 to -0.2)
					1 year =183/436	-	5.2% (-1.7 to 12.1)

Snooks et al, 2014	• Control	Paramedics	343 adults	Patients left at scene without conveyance to emergency department	1 year =126/343		
	• CDSS		436 adults	Patients with further emergency admission to hospital or death	1 year=69/436	-	1.5% (-3.5 to 6.6)
	• Control		343 adults	Patients with ED attendance or emergency admission to hospital or death	1 year =49/343		
	• CDSS				1 year =92/436	-	3.3% (-2.3 to 8.9)
	• Control				1 year =61/343		
	• CDSS			Patients who reported >1 further fall	1 year =135/236	-	-6.8% (-16.3 to 2.7)
	• Control				1 year =112/175		
8. Quality of life and patients' satisfaction							
Cleveringa et al, 2010	• CDSS use			Life-years gained	CDSS Vs usual care	-	0.14 (-0.12 to 0.40) [†]
	• Usual care						
	• CDSS use			Healthy years (QALYs, discounted)	CDSS Vs usual care	-	0.037 (-0.066 to 0.14) [†]
	• Usual care						
Snooks et al, 2014	• CDSS	Paramedics	239 adults	Quality of Life (SF12 MCS), mean (SD)	1 year =41.9(10.3)		-1 (-3.1 to 1.1)
	• Control	Paramedics	177 adults		1 year =42.9(10.9)	-	
	• CDSS	Paramedics	239 adults	Quality of Life (SF12 PCS), mean (SD)	1 year=29(8)		-1 (-2.6 to 0.6)
	• Control	Paramedics	177 adults		1 year=30(8.5)	-	
	• CDSS	Paramedics	228 adults	Patient satisfaction (QC Technical), mean (SD)	1 year =97.8(10.7)		-0.4 (-2.4 to 1.6)
	• Control	Paramedics	165 adults		1 year=98.2(9.4)	-	

Note: ‡, calculated from reported information unless stated otherwise; †, as reported by study authors.

Supplementary Table 5: Summary of Health professionals' knowledge, beliefs and behaviour results

Author & Year	Interventions	Health professionals	patient participants	Outcome measured	Outcome values reported	Change of value within a group [‡]	Mean or risk difference (95% CI) [‡]
Beeckman et al, 2013	• CDSS(Pre-vPlan)	65 Nurses and physios	225 adults	Positive knowledge change	Baseline=28/65	8.9%	6.5% (0.8 to 13.2)
	• Standard protocol	53 Nurses and physios	239 adults		5 months=26/50	2.4%	
	• CDSS(Pre-vPlan)	65 Nurses and physios	225 adults	Positive attitude change	Baseline=48/65	10.2%	12.7% (5.9 to 19.5)
	• Standard protocol	53 Nurses and physios	239 adults		5 months=42/50	-2.5%	
Cortez, 2014	• CDSS (drop-down boxes)	26 Nurses	NA	Research utilisation	Baseline=35%	3%	9% (3.3 to 14.7)
	• Control	24 Nurses	NA		11 weeks=38%	-6%	
Dumont et al,2012	• CDSS use	Nurses (OA=44)	141 adults	Nurses satisfaction, out of 10 (mean (SD))	4 months=8.4(1.4)	-	3.6 (2.4 to 4.8)
	• Paper protocol	Nurses	159 adults		4 months=4.8(2.4)		
	• CDSS use			perception of how often needed to deviate from the protocol, out of 10 (mean (SD))	4 months=2.7(2.2)	-	-4.7 (-6.1 to -3.3)
	• Paper protocol				4 months=7.4(2.4)		
Sassen et al,2014	• CDSS use	42 nurses and physios	Not reported	Behaviour, mean (SD)	Baseline=4.5 (1.02)	0.1 (0.93)	0.1 (-0.32 to 0.53)
	• Control	27 nurses and physios	Not reported		17 months=4.6 (0.85)	0 (0.75)	
	• CDSS use	42 nurses and physios		Intention, mean (SD)	baseline=4.8 (0.69)	0.2 (1.05)	0.3 (-0.22 to 0.82)
	• Control	27 nurses and physios			17 months=4.8 (0.82)	-0.1(1.05)	
	• CDSS use	42 nurses and physios		Attitude, mean (SD)	Baseline=6.3 (1.0)	0.0(0.05)	-0.1 (-0.13 to -0.07)
	• Control	27 nurses and physios			17 months=6.1 (1.1)	0.1 (0.09)	
	• CDSS use	42 nurses and physios		Perceived behavioural control, mean (SD)	Baseline=5.9 (1.15)	0.3 (0.77)	-0.1 (-0.49 to 0.29)
• Control	27 nurses and physios		17 months=6.0 (0.91)				

• Control	27 nurses and physios		Baseline=4.9 (0.87) 17 months=5.3 (0.8)	0.4 (0.85)	
• CDSS use	42 nurses and physios	Subjective norms, mean (SD)	Baseline=5.5 (0.55) 17 months=5.6 (0.63)	0.1 (0.59)	0 (0.34 to 0.34)
• Control	27 nurses and physios		Baseline=5.6 (0.93) 17 months=5.7 (0.76)	0.1 (0.84)	
• CDSS use	42 nurses and physios	Moral norms, mean (SD)	Baseline=6.0 (0.63) 17 months=6.2 (0.7)	0.2 (0.67)	0.1 (-0.21 to 0.41)
• Control	27 nurses and physios		Baseline=6.2 (0.59) 17 months=6.3 (0.55)	0.1 (0.57)	
• CDSS use	42 nurses and physios	Barriers, mean (SD)	Baseline=3.1 (1.17) 17 months=3.2 (1.12)	0.1 (1.14)	0.3 (-0.23 to 0.83)
• Control	27 nurses and physios		Baseline=2.8 (1.01) 17 months=2.6 (0.96)	-0.2 (0.98)	

Note: ‡, calculated from reported information unless stated otherwise; †, as reported by study authors.

Supplementary Table 6: Summary of adverse events results

Author & Year	Interventions	Health professionals	patient participants	Outcome measured	Outcome values reported	Risk difference (95% CI) [‡]
Cleveringa et al,2010	• CDSS use in diabetic patients	Nurses	1699 adults	cardiovascular events occurring	CDSS Vs usual care	-11% (-18 to -4) [†]
	• Usual care	Nurses	1692 adults			
Fitzmaurice et al,2000	• CDSS Nurse	Nurses	224 adults	Serious adverse reaction events	1 year =3 (1.3%)	-5.7% (-10.1 to -1.2)
	• CDSS non-use	Physicians	143 adults		1 year =10 (7%)	
	• CDSS Nurse	Nurses	224 adults	Deaths	1 year =3 (1.3%)	-5% (-9.2 to -0.7)
	• CDSS non-use	Physicians	143 adults		1 year =9 (6.3%)	
Snooks et al, 2014	CDSS	17 Paramedics	436 adults	Patients dying	1 year =19/436 (4.4%)	1.2% (-1.5 to 3.8)
	Control	19 Paramedics	343 adults		1 year=11/343 (3.2%)	

Note: ‡, calculated from reported information unless stated otherwise; †, as reported by study authors.

Supplementary Table 7: Summary of economic costs and consequences results

Author & Year	Interventions	Health professionals	patient participants	Outcome measured	Outcome values reported	Difference (95% CI) [†]
Cleveringa et al, 2010	• CDSS use	Nurses		Diabetes-related costs (excluding CHD)-€ discounted	CDSS Vs usual care	1,698.00 (187 to 3,209) [†]
	• Usual care	Nurses				
	• CDSS use			Cardiovascular disease cost-€ discounted	CDSS Vs usual care	-587.00 (-880 to -294) [†]
	• Usual care					
	• CDSS use			Diabetic care protocol cost-€ discounted	CDSS Vs usual care	316.00 (315 to 318) [†]
	• Usual care					
Guerts et al, 2017	• CDSS use	Nurses	113 children	Average emergency department visit costs (Euro)	156.4	0.00
	• Usual care	Nurses	109 children		156.4	
	• CDSS use			Average diagnostics cost (Euro)	1.09	-0.46
	• Usual care				1.55	
	• CDSS use			Average treatment cost (Euro)	4.48	1.90
	• Usual care				2.58	
Lattimer et al, 2000	• CDSS use			Average follow-up/hospitalization (Euro)	134.	26.60
	• Usual care				107.4	
	• CDSS use			Average costs of missed diagnoses/adverse events (Euro)	49.70	-32.10
	• Usual care				81.8	
	• CDSS use			Average cost of CDSS implementation (Euro)	61.95	61.95
	• Usual care				0.0	
	• CDSS use			Overall average cost	408	58.00
	• Usual care				350	
Snooks et al, 2014	• CDSS	Paramedics	Not applicable	Net savings [of CDSS use] in a year (£)	CDSS Vs usual care	13,185 (-77,509 to 123,824) [†]
	• Usual care	Physicians	Not applicable			
	• CDSS			Cost saved from inpatient stay	CDSS Vs usual care	51,059 [†]
Snooks et al, 2014	• Usual care					
	• CDSS	Paramedics		Implementing cost of CCDS in one month (in 100s £)	74	74
	• Control	Paramedics				
	• CDSS			Total cost of implementation in one month (in 100s £)	2,773	247 (-247 to 741) [†]
• Control				2,526		
• CDSS			Net resources saved		39 [†]	

• Control	by CDSS per patient year (£)		
• CDSS	Net cost resources saved by CCDS		208-308 [‡]
• Control	per patient year (£)		
• CDSS	Mean length of Job cycle time	CDSS Vs control	8.9 min (2.3 to 15.3) [‡]
• Control	(minutes)		
• CDSS	Mean length of episode of care	CDSS Vs control	-5.7 min (-38.5 to 27.2) [‡]
• Control	(minutes)		

Note: ‡, calculated from reported information unless stated otherwise; †, as reported by study authors; PCS, physical component summary; MCS, mental component summary; SF, Short-Form