

This is a repository copy of *Experimental Study of $4n$ by Directly Detecting the Decay Neutrons*.

White Rose Research Online URL for this paper:

<https://eprints.whiterose.ac.uk/180705/>

Version: Accepted Version

Article:

Huang, S. W., Yang, Z. H., Marqués, F. M. et al. (47 more authors) (2021) Experimental Study of $4n$ by Directly Detecting the Decay Neutrons. *Few-Body Systems*. 102. ISSN 1432-5411

<https://doi.org/10.1007/s00601-021-01691-4>

Reuse

Items deposited in White Rose Research Online are protected by copyright, with all rights reserved unless indicated otherwise. They may be downloaded and/or printed for private study, or other acts as permitted by national copyright laws. The publisher or other rights holders may allow further reproduction and re-use of the full text version. This is indicated by the licence information on the White Rose Research Online record for the item.

Takedown

If you consider content in White Rose Research Online to be in breach of UK law, please notify us by emailing eprints@whiterose.ac.uk including the URL of the record and the reason for the withdrawal request.

Experimental study of 4n by directly detecting the decay neutrons

S. W. Huang · Z. H. Yang · F. M. Marqués ·
N. L. Achouri · D. S. Ahn · T. Aumann ·
H. Baba · D. Beaumel · M. Böhmer · K. Boretzky ·
M. Caamaño · S. Chen · N. Chiga · M. L. Cortés ·
D. Cortina · P. Doornenbal · C. A. Douma ·
F. Dufter · J. Feng · B. Fernández-Domínguez ·
Z. Elekes · U. Forsberg · T. Fujino · N. Fukuda ·
I. Gašparić · Z. Ge · R. Gernhäuser · J. M. Gheller ·
J. Gibelin · A. Gillibert · Z. Halász · T. Harada ·
M. N. Harakeh · A. Hirayama · N. Inabe ·
T. Isobe · J. Kahlbow · N. Kalantar-Nayestanaki ·
D. Kim · S. Kim · S. Kiyotake · T. Kobayashi ·
Y. Kondo · P. Koseoglou · Y. Kubota · I. Kuti ·
C. Lehr · C. Lenain · P. J. Li · Y. Liu · Y. Maeda ·
S. Masuoka · M. Matsumoto · A. Matta · J. Mayer ·
H. Miki · M. Miwa · B. Monteagudo · I. Murray ·
T. Nakamura · A. Obertelli · N. A. Orr · H. Otsu ·
V. Panin · S. Park · M. Parlog · S. Paschalis ·
M. Potlog · S. Reichert · A. Revel · D. Rossi ·
A. Saito · M. Sasano · H. Sato · H. Scheit ·
F. Schindler · T. Shimada · Y. Shimizu ·
S. Shimoura · H. Simon · I. Stefan · S. Storck ·
L. Stuhl · H. Suzuki · D. Symochko · H. Takeda ·
S. Takeuchi · J. Tanaka · Y. Togano · T. Tomai ·
H. T. Törnqvist · E. Tronchin · J. Tscheuschner ·
T. Uesaka · V. Wagner · K. Wimmer · H. Yamada ·
B. Yang · L. Yang · Y. Yasuda · K. Yoneda ·
L. Zanetti · J. Zenihiro

Received: date / Accepted: date

S. W. Huang

School of Physics and State Key Laboratory of Nuclear Physics and Technology, Peking University, Beijing 100871, China

Z. H. Yang

Research Center for Nuclear Physics, Osaka University, Ibaraki, Osaka 567-0047, Japan

E-mail: zaihong.yang@riken.jp

S. W. Huang · Z. H. Yang · D. S. Ahn · H. Baba · K. Boretzky · N. Chiga · M. L. Cortés · P. Doornenbal · J. Feng ·
Z. Elekes · N. Fukuda · I. Gašparić · Z. Ge · T. Harada · A. Hirayama · N. Inabe · T. Isobe · J. Kahlbow · Y. Kubota ·
C. Lehr · Y. Liu · M. Matsumoto · M. Miwa · I. Murray · H. Otsu · V. Panin · M. Sasano · H. Sato · Y. Shimizu · H. Suzuki ·
H. Takeda · Y. Togano · T. Tomai · T. Uesaka · B. Yang · Y. Yasuda · K. Yoneda · L. Zanetti · J. Zenihiro
RIKEN Nishina Center, 2-1 Hirosawa, Wako, Saitama 351-0198, Japan

J. Feng · Y. Liu · B. Yang

School of Physics and State Key Laboratory of Nuclear Physics and Technology, Peking University, Beijing 100871, China

F. M. Marqués · N. L. Achouri · J. Gibelin · C. Lenain · A. Matta · B. Monteagudo · N. A. Orr · M. Parlog · E. Tronchin
LPC Caen, ENSICAEN, Université de Caen, CNRS/IN2P3, F-14050 CAEN Cedex, France

T. Aumann · J. Kahlbow · P. Koseoglou · C. Lehr · A. Obertelli · S. Paschalis · D. Rossi · H. Scheit · S. Storck · D. Symochko ·
J. Tanaka · H. T. Törnqvist · J. Tscheuschner · V. Wagner · L. Zanetti
Institut für Kernphysik, Technische Universität Darmstadt, D-64289 Darmstadt, Germany

T. Aumann · K. Boretzky · M. N. Harakeh · P. Koseoglou · H. Simon · J. Tanaka · H. T. Törnqvist
GSI Helmholtzzentrum für Schwerionenforschung, 64291 Darmstadt, Germany

D. Beaumel · I. Stefan

Institut de Physique Nucléaire Orsay, IN2P3-CNRS, 91406 Orsay Cedex, France

M. Böhmer · F. Dufter · R. Gernhäuser · S. Reichert · F. Schindler
Technische Universität München, 85748 Garching, Germany

Abstract The tetra-neutron has attracted the attention of nuclear physicists during the past decades, but there is still no unambiguous confirmation of its existence or non-existence. A new experiment based on ${}^8\text{He}(p, 2p){}^7\text{H}\{t+{}^4n\}$ reaction, with direct detection of the four neutrons, has been carried out at RIBF, which can hopefully help to draw a definite conclusion on the tetra-neutron system.

Keywords Tetra-neutron · Direct detection

1 Introduction

Few-neutron systems, especially the tetra-neutron (4n), have been at the focus of interest in recent years. They will not only serve as a sensitive probe to investigate the nuclear force, in particular the isospin dependence of many-body nuclear forces, and also help to understand how the structure of nuclei located around the neutron drip line and the properties of neutron-rich nuclear matter and neutron stars emerge from the underlying nuclear force and correlations [1–3].

While it is a general consensus that 4n cannot be a bound state, the possibility for 4n existing as a low-lying resonant state still remains elusive despite many experimental and theoretical efforts (for

M. Caamaño · D. Cortina · B. Fernández-Domínguez
Departamento de Física de Partículas and IGFAE, Universidade de Santiago de Compostela, E-15782 Santiago de Compostela, Spain

S. Chen · P. J. Li
Department of Physics, The University of Hong Kong, Pokfulam Road, Hong Kong, China

C. A. Douma · M. N. Harakeh · N. Kalantar-Nayestanaki
KVI-CART, University of Groningen, Zernikelaan 25, 9747 AA Groningen, The Netherlands

Z. Elekes · Z. Halász · I. Kuti
MTA ATOMKI, 4001 Debrecen, Hungary

U. Forsberg · S. Paschalis
Department of Physics, University of York, York YO10 5DD, United Kingdom

T. Fujino · Y. Togano
Department of Physics, Rikkyo University, Toshima, Tokyo 172-8501, Japan

I. Gašparić
Ruđer Bošković Institut (RBI), Zagreb, Croatia

J. M. Gheller · A. Gillibert
CEA, Centre de Saclay, IRFU, F-91191 Gif-sur-Yvette, France

T. Harada
Toho University, Tokyo 143-8540, Japan

A. Hirayama · Y. Kondo · M. Matsumoto · H. Miki · T. Nakamura · A. Saito · T. Shimada · S. Takeuchi · T. Tomai · H. Yamada · Y. Yasuda
Department of Physics, Tokyo Institute of Technology, Meguro, Tokyo 152-8551, Japan

D. Kim · S. Kim · S. Park
Department of Physics, Ehwa Womans University, Seoul, Korea

S. Kiyotake · Y. Maeda
Faculty of Engineering, University of Miyazaki, Miyazaki 889-2192, Japan

T. Kobayashi
Department of Physics, Tohoku University, Miyagi 980-8578, Japan

S. Masuoka · S. Shimoura · L. Stuhl · K. Wimmer · L. Yang
Center for Nuclear Study, University of Tokyo, 2-1 Hirosawa, Wako, Saitama 351-0198, Japan

J. Mayer
Institut für Kernphysik, Universität zu Köln, Köln, Germany

M. Miwa
Department of Physics, Saitama University, Shimo-Okubo 255, Sakura-ku, Saitama-shi 338-8570, Japan

U. Forsberg
Department of Physics, Lund University, 22100 Lund, Sweden

M. Potlog
Institute of Space Sciences, Magurele, Romania

A. Revel
Grand Accélérateur National d'Ions Lourds (GANIL), CEA/DRF-CNRS/IN2P3, Bvd Henri Becquerel, 14076 Caen, France

J. Zenihiro
Kyoto University, Kyoto 606-8501, Japan

details see recent review [3]). A candidate 4n resonance with a decay energy $E_R = 0.83 \pm 0.65(\text{stat}) \pm 1.25(\text{syst})$ MeV and a width $\Gamma \leq 2.6$ MeV was recently reported in a double-charge-exchange reaction ${}^4\text{He}({}^8\text{He}, {}^8\text{Be}){}^4n$ performed at RIKEN [4]. While the measurement is basically background-clean because of the SHARAQ spectrometer and the highly selective reaction channel, the result suffered from the low statistics—only four events indicative of a 4n resonant state. Another notable experiment claiming the possible observation of a 4n resonance was made by Marqu es *et al.* in 2002, where several events observed in the breakup of the neutron-rich nucleus ${}^{14}\text{Be}$ were found consistent with a low-lying 4n resonant state [5, 6].

Competing *ab initio* theoretical methods using well-established nuclear interactions, either realistic interactions like Argonne and JISP16 or interactions derived from the chiral effective field theory, have been employed to investigate the four-neutron system [3, 7–17]. The existence of a 4n resonance is supported by some theoretical models including Quantum Monte Carlo (QMC) [7, 8], No-Core Shell Model (NCSM) [9], and No-Core Gamow Shell Model (NCGSM) [10, 11], but is incompatible with some other calculations using the Faddeev-Yakubovsky (FY) or Alt-Grassberger-Sandhas (AGS) formalisms [12–14], the variational Gaussian Expansion Method [15], and the adiabatic hyper-spherical approach [16, 17]. It is of great interest and also of urgent importance to understand and resolve the obvious discrepancy between these state-of-the-art theoretical calculations. But the only available experimental data mentioned above are insufficient to draw a conclusion on the possible existence of a 4n resonance, particularly because of the extremely low statistics [4–6].

We have carried out a new experimental study of 4n by using the ${}^8\text{He}(p, 2p){}^7\text{H}\{t+{}^4n\}$ reaction in inverse kinematics. We populated the four-neutron-unbound nucleus ${}^7\text{H}$ by removing one proton from ${}^8\text{He}$, which subsequently decayed via direct emission of four neutrons since the sequential decay through intermediate ${}^{4,5,6}\text{H}$ should be energetically forbidden [18–21]. Our study concerns a kinematically complete measurement of all the reaction products including the four decay neutrons.

2 Experimental Methods

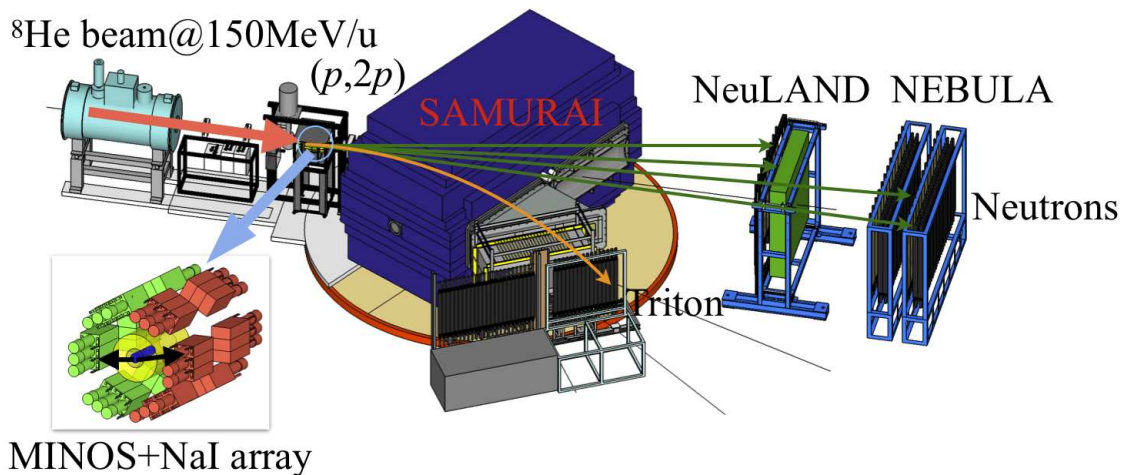


Fig. 1 Schematic view of the experimental setup.

The ${}^8\text{He}(p, 2p){}^7\text{H}\{t+{}^4n\}$ experiment was carried out at the radioactive isotope beam factory (RIBF) operated by the RIKEN Nishina Center and the Center for Nuclear Study of the university of Tokyo. Fig. 1 shows the schematic view of the experimental setup. The secondary beam of ${}^8\text{He}$ with an energy of 150 MeV/nucleon was produced through the fragmentation of the ${}^{18}\text{O}$ primary beam, and then purified and transported through the BigRIPS fragment separator [22]. The secondary beam particles were identified on an event-by-event basis. Using two multi-wire drift chambers (BDC1, BDC2), the ${}^8\text{He}$ beam with an intensity of 10^5 pps was tracked onto the 150 mm-thick liquid hydrogen target MINOS [23] and ${}^7\text{H}$ was then produced by the $(p, 2p)$ reaction.

The key ingredient of our experiment is the kinematically complete measurement of all the reaction products. The recoil protons were detected by an array of 36 NaI crystals (part of DALI2 [24]), arranged

in two symmetric rings, providing an energy resolution of 1% (FWHM) for 80 MeV protons. Energy calibration was performed by measuring the p - p elastic scattering at 175 MeV with the same setup.

The particle identification (PID) and momentum analysis of the charged fragments were achieved using the SAMURAI spectrometer and the associated detectors [25,26]—two drift chambers (FDC0, FDC2), located at the entrance and exit of the dipole magnet, measuring the trajectory and the HODO plastic scintillator array measuring the energy loss and the time of flight (TOF). Light fragments including triton, ^4He and ^6He can be clearly identified with the TOF- ΔE method [27]. Beam-velocity neutrons were detected by two plastic scintillator arrays placed at 0° , the NeuLAND demonstrator from GSI [28] and the existing NEBULA array [29], which can together provide the highest $4n$ detection efficiency at present. The momenta of neutrons were determined from the measured hitting positions and TOF.

3 Preliminary results

We first analyzed the $^6\text{He}+n$ channel, populated in the (p, pn) reaction of ^8He , to validate the momentum analysis of fragments and neutrons. The relative-energy (E_{rel}) spectrum of ^7He reconstructed from the momenta of ^6He and the coincident neutron is shown in Fig. 2a, exhibiting a prominent peak at around 0.4 MeV which corresponds to the well-known ground state of ^7He [30,31]. A tentative fitting (red solid line in Fig. 2a) shows that the E_{rel} spectrum of ^7He can be nicely described by a single p -wave Breit-Wigner function ($E_{\text{rel}} = 0.38$ MeV, $\Gamma = 0.14$ MeV) convoluted by the detector response function obtained from the simulation taking into account the experimental resolution (~ 160 keV (FWHM) at $E_{\text{rel}} = 1$ MeV) and acceptance, in agreement with previous reports [30,31].

We also checked the distribution of the polar angle θ defined as the angle between the ^7He momentum and ^6He - n relative momentum in the projectile rest frame. As shown in the inset of Fig. 2a, the $\cos(\theta)$ spectrum is anisotropic but symmetric with respect to 90° , consistent with previous work [31].

We then checked the consistency of the full detector calibrations by further combining the proton detection of NaI crystals. For the $^8\text{He}(p, pn)^7\text{He}$ channel, we can reconstruct the momentum of the recoil neutron from momentum conservation although it is not detected in our experiment [32]. The energy conservation of all involved reaction particles shown in Fig. 2b clearly indicates the correct calibrations of all the detectors including the beamline detectors and NaI crystals.

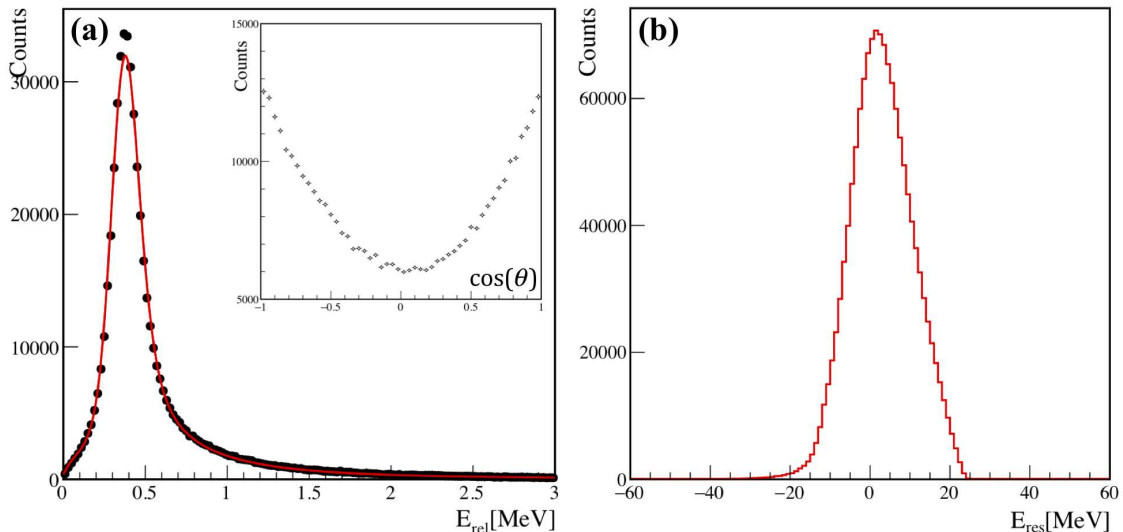


Fig. 2 (a) Relative-energy spectrum of ^7He . The black points with statistical error bars correspond to the experimental data. The red solid line shows the fitting result. The inset shows the polar angular distribution for ^7He decaying into $^6\text{He}+n$. (b) The energy conservation distribution from the reconstruction method (explained in the text).

To analyze multi-neutron reaction channels, it's crucial to distinguish true neutrons from the crosstalk background. It is well-known that a single incoming neutron can induce multiple hit signals (so-called crosstalks) in plastic scintillators either due to the emission of secondary particles (mainly protons), which are concentrated in the close proximity of the first hit, or due to the scattering of the incoming neutron

into another scintillator. The crosstalk rejection algorithm [29,33] well-established for the three-wall configuration consisting of NeuLAND and NEBULA is adopted in our analysis.

We started the crosstalk analysis by checking the time-space separation of all the recorded hits. Two hits were grouped into a same cluster if the following condition was satisfied: $\sqrt{\left(\frac{dr-dr_0}{R}\right)^2 + \left(\frac{dt-dt_0}{T}\right)^2} < 1$, where dr and dt are position and time differences of the two hits and others are adjustable parameters that are generally optimized using Geant4 simulations [29,33]. In our preliminary analysis, we adopted $dr_0 = 15$ cm, $R = 15$ cm, $dt_0 = 0.5$ ns, $T = 2.5$ ns for NeuLAND and $dr_0 = 15$ cm, $R = 15$ cm, $dt_0 = 0.5$ ns, $T = 3.5$ ns for NEBULA. For each cluster, only the fastest (first) hit was kept and in this way crosstalks in neighboring scintillators (termed as “same-wall crosstalks” in [29,33]) were eliminated.

Next, we examined the causality condition for all the remaining hits to eliminate secondary hits arising from the scattered neutron. For each pair of hits (1 for the earlier hit and 2 for the latter hit), the causality condition was defined as $\frac{\beta_{01}}{\beta_{12}} > 1$, where β_{01} is the velocity from target to the earlier hit and β_{12} is the intermediate velocity between the two hits. The causality condition works because of the energy loss of the neutron at the earlier hit, resulting in $\beta_{01} > \beta_{12}$. Once the causality condition was satisfied, the latter hit would be considered as a crosstalk and thus be rejected. This procedure was repeated successively for all combinations of hits following the timing sequence. After the crosstalk analysis, the surviving hits are considered as real incoming neutrons from the target. In the practical analysis we have also used the energy loss signals to improve the crosstalk rejection following the procedure in [33].

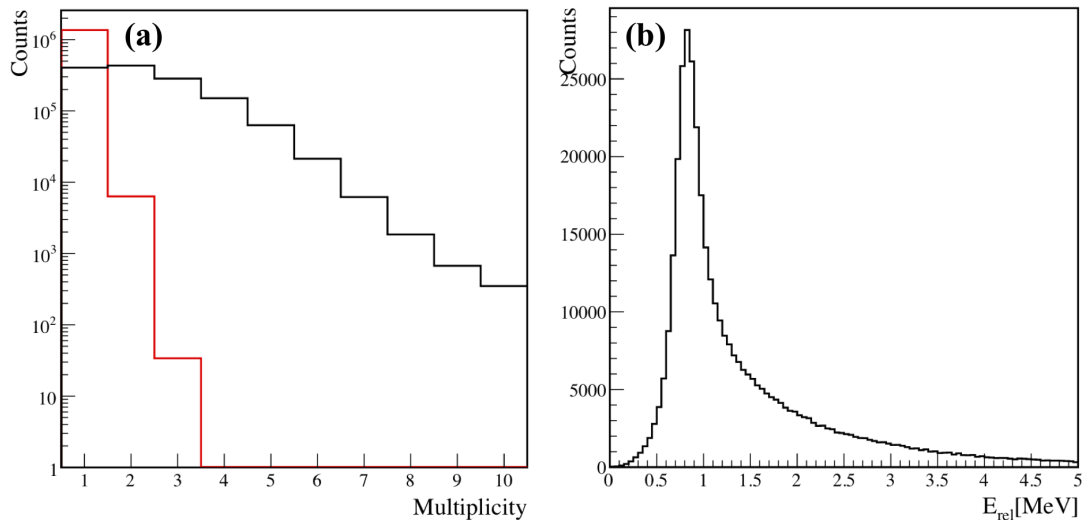


Fig. 3 (a) Experimental neutron multiplicity distribution for the $^6\text{He}+n$ channel before (black) and after (red) crosstalk elimination. (b) Relative-energy spectrum of ^6He decaying into $^4\text{He}+2n$.

Fig. 3a represents the experimental distribution of neutron multiplicity, defined as the number of neutron hits, before (black) and after (red) the crosstalk rejection for the $^6\text{He}+n$ channel. Here, we requested the coincidence of ^6He and recoil proton to exclusively select the one-neutron decay channel $^7\text{He} \rightarrow ^6\text{He}+n$, so any event with multiplicity ≥ 2 must be a crosstalk. The observed ratio of the remaining crosstalk events to the total events is $\sim 0.5\%$, which is quite small for the multiple neutron detection and comparable with previous results [33].

The two-neutron decay channel $^6\text{He} \rightarrow ^4\text{He}+2n$ is then analyzed using the same crosstalk filter. Fig. 3b reports the E_{rel} spectrum of ^6He reconstructed from the momenta of ^4He and two coincident neutrons. The low-lying narrow peak at ~ 0.8 MeV corresponds to the first excited 2^+ state of ^6He , in good agreement with previous measurements [34].

We are now incorporating the crosstalk filter into the analysis of the $^7\text{H} \rightarrow t+4n$ channel. From the simulation of $^7\text{H} \rightarrow t+4n$ assuming the phase-space decay, the detection efficiency for 4 neutrons is $\sim 0.6\%$ at a decay energy of 1 MeV, and we have also estimated that the crosstalk contamination in this four-neutron channel is within 20%. Tentative analysis also shows that for the identified $^8\text{He}(p, 2p)^7\text{H}\{t+^4n\}$ events the energy conservation of all involved particles including two recoil protons and four decay neutrons is well kept, validating the performance of the full detector setup and the extremely challenging four-neutron analysis.

Acknowledgements We acknowledge the support of the RIBF accelerator staff and the BigRIPS team for providing the high-quality beam. Z. H. Yang acknowledges the financial support from the Foreign Postdoctoral Researcher program of RIKEN. T. Aumann acknowledges the support by DFG via SFB 1245. P. Koseoglou acknowledges the support from BMBF (NUSTAR.DA grant No.05P 15RDFN1). S. Paschalis acknowledges the support of the UK STFC under contract numbers ST/L005727/1 and ST/P003885/1.

References

1. Demorest, P.B., Pennucci, T., Ransom, S.M., Roberts, M.S., Hessels, J.W.: A two-solar-mass neutron star measured using Shapiro delay. *Nature* **467**, 1081–3 (2010).
2. Brown, B.A.: Neutron Radii in Nuclei and the Neutron Equation of State. *Phys. Rev. Lett.* **85**, 5296–5299 (2000).
3. Marqués, F.M., Carbonell, J.: The quest for light multineutron systems. *Eur. Phys. J. A* **57**, 105 (2021).
4. Kisamori, K., et al.: Candidate Resonant Tetraneutron State Populated by the $^4\text{He}(^8\text{He}, ^8\text{Be})$ Reaction. *Phys. Rev. Lett.* **116**, 052501 (2016).
5. Marqués, F.M., et al.: Detection of neutron clusters. *Phys. Rev. C* **65**, 044006 (2002).
6. Marqués, F.M., et al.: On the possible detection of 4n events in the breakup of ^{14}Be . arXiv:nucl-ex/0504009.
7. Pieper, S.C.: Can Modern Nuclear Hamiltonians Tolerate a Bound Tetraneutron? *Phys. Rev. Lett.* **90**, 252501 (2003).
8. Gandolfi, S., et al.: Is a Trineutron Resonance Lower in Energy than a Tetraneutron Resonance? *Phys. Rev. Lett.* **118**, 232501 (2017).
9. Shirokov, A.M., et al.: Prediction for a four-neutron resonance. *Phys. Rev. Lett.* **117**, 182502 (2016).
10. Fossez, K., et al.: Can Tetraneutron be a Narrow Resonance? *Phys. Rev. Lett.* **119**, 032501 (2017).
11. Li, J.G., et al.: *Ab initio* no-core Gamow shell-model calculations of multineutron systems. *Phys. Rev. C* **100**, 054313 (2019).
12. Lazauskas, R., Carbonell, J.: Is a physically observable tetraneutron resonance compatible with realistic nuclear interactions? *Phys. Rev. C* **72**, 034003 (2005).
13. Deltuva, A.: Tetraneutron: Rigorous continuum calculation. *Phys. Lett. B* **782**, 238–241 (2018).
14. Deltuva, A., Lazauskas, R.: Tetraneutron resonance in the presence of a dineutron. *Phys. Rev. C* **100**, 044002 (2019).
15. Hiyama, E., Lazauskas, R., Carbonell, J., Kamimura, M.: Possibility of generating a 4-neutron resonance with a $T=3/2$ isospin 3-neutron force. *Phys. Rev. C* **93**, 044004 (2016).
16. Higgins, M.D., et al.: Nonresonant Density of States Enhancement at Low Energies for Three or Four Neutrons. *Phys. Rev. Lett.* **125**, 052501 (2020).
17. Higgins, M.D., et al.: Comprehensive study of the three- and four-neutron systems at low energies. *Phys. Rev. C* **103**, 024004 (2021).
18. Korshennikov, A.A., et al.: Experimental Evidence for the Existence of ^7H and for a Specific Structure of ^8He . *Phys. Rev. Lett.* **90**, 082501 (2003).
19. Caamaño, M., et al.: Resonance State in ^7H . *Phys. Rev. Lett.* **99**, 062502 (2007).
20. Bezbakh, A.A., et al.: Evidence for the First Excited State of ^7H . *Phys. Rev. Lett.* **124**, 022502 (2020).
21. Grigorenko, L.V., et al.: Two-neutron radioactivity and four-nucleon emission from exotic nuclei. *Phys. Rev. C* **84**, 021303(R) (2011).
22. Kusaka, K., et al.: Prototype of superferric quadrupole magnets for the BigRIPS separator at RIKEN. *IEEE Transactions on Applied Superconductivity* **14**, 310–315 (2004).
23. Obertelli, A., et al.: MINOS: A vertex tracker coupled to a thick liquid-hydrogen target for in-beam spectroscopy of exotic nuclei. *Eur. Phys. J. A* **50**, 8 (2014).
24. Takeuchi, S., et al.: DALI2: A NaI(Tl) detector array for measurements of γ rays from fast nuclei. *Nucl. Instrum. Methods Phys. Res. Sect. A* **763**, 596–603 (2014).
25. Shimizu, Y., et al.: Vacuum system for the SAMURAI spectrometer. *Nucl. Instrum. Methods Phys. Res. Sect. B* **317**, 739 (2013).
26. Kobayashi, T., et al.: SAMURAI spectrometer for RI beam experiments. *Nucl. Instrum. Methods Phys. Res. Sect. B* **317**, 294–304 (2013).
27. Huang, S.W., et al.: Experimental study of 4n with $^8\text{He}(p, 2p)$ reaction. *J. Phys.: Conf. Ser.* **1643**, 012090 (2020).
28. Aumann, T., et al.: Technical Report for the design, construction and commissioning of NeuLAND: The high-resolution neutron time-of-flight spectrometer for R^3B . Technical Report GSI and Collaborators (2011).
29. Nakamura, T., Kondo, Y.: Large acceptance spectrometers for invariant mass spectroscopy of exotic nuclei and future developments. *Nucl. Instrum. Methods Phys. Res. Sect. B* **376**, 156–161 (2016).
30. Cao, Z.X., et al.: Recoil proton tagged knockout reaction for ^8He . *Phys. Lett. B* **707**, 46–51 (2012).
31. Markenroth, K., et al.: ^8He - ^9He : a comparative study of nuclear fragmentation reactions. *Nuclear Physics A* **679**, 462–480 (2001).
32. Yang, Z.H., et al.: Quasifree Neutron Knockout Reaction Reveals a Small s -Orbital Component in the Borromean Nucleus ^{17}B . *Phys. Rev. Lett.* **126**, 082501 (2021).
33. Kondo, Y., et al.: Recent progress and developments for experimental studies with the SAMURAI spectrometer. *Nucl. Instrum. Methods Phys. Res. Sect. B* **463**, 173–178 (2020).
34. Mougeot, X., et al.: New excited states in the halo nucleus ^6He . *Phys. Lett. B* **718**, 441–446 (2012).