

Chiral Rotaxanes

 International Edition: DOI: 10.1002/anie.201808990
 German Edition: DOI: 10.1002/ange.201808990

Stereoselective Synthesis of Mechanically Planar Chiral Rotaxanes

Michael A. Jinks⁺, Alberto de Juan⁺, Mathieu Denis, Catherine J. Fletcher, Marzia Galli, Ellen M. G. Jamieson, Florian Modicom, Zhihui Zhang, and Stephen M. Goldup*

Abstract: Chiral interlocked molecules in which the mechanical bond provides the sole stereogenic unit are typically produced with no control over the mechanical stereochemistry. Here we report a stereoselective approach to mechanically planar chiral rotaxanes in up to 98:2 *d.r.* using a readily available α -amino acid-derived azide. Symmetrization of the covalent stereocenter yields a rotaxane in which the mechanical bond provides the only stereogenic element.

Chiral molecules occupy a central role in chemistry due to their applications across a range of areas and thus the development of efficient, stereoselective syntheses of these targets is a central challenge for synthetic chemists.^[1,2] In contrast, although mechanically interlocked molecules (MIMs)^[3] have long been known^[4,5] to display stereogenic units^[6] as a result of the fixed relative orientation of achiral interlocked components,^[7,8] or the topology of the mechanical bond itself,^[9,10] the stereoselective synthesis of rotaxanes and catenanes exhibiting such stereochemistry remains largely unexplored,^[11] with the vast majority reported as racemic mixtures, or separated using preparative chiral stationary phase HPLC (PCSP-HPLC).^[12]

The development of stereoselective syntheses of mechanically planar chiral (MPC) rotaxanes, the stereogenic unit of which arises when a rotationally oriented macrocycle encircles a non-centrosymmetric axle, has proved challenging. Takata, Okamoto and co-workers reported an enantioselective synthesis of an MPC rotaxane by dynamic kinetic resolution in $\approx 4\%$ *e.e.*^[7c] Lacour and co-workers reported the diastereoselective formation of a pseudorotaxane possessing a covalent and an MPC stereogenic element in $\approx 8\%$ *d.e.*^[13] Indeed, the only highly stereoselective syntheses of MPC rotaxanes are not widely recognized as such;^[5c] the threading of a cyclodextrin (CD) ring onto a non-centrosym-

metric axle produces an MPC stereogenic element. Thus, the selective formation of the different threading orientations corresponding to the stereoselective synthesis of MPC/covalent diastereomers.^[14] Unfortunately, the dense array of covalent stereogenic centers of the glucose-derived CD macrocycle obscures the role of the MPC stereogenic element in the properties of these products.

Despite the lack of a general stereoselective approach to MPC rotaxanes, limited intriguing reports of the properties and potential applications of the MPC stereogenic unit have been disclosed.^[15] Vögtle, Okamoto, and co-workers demonstrated that MPC rotaxanes display large Cotton effects, suggestive of a well-expressed chiral environment.^[7a-c] More recently, Takata and co-workers demonstrated that side chains containing MPC rotaxane units can direct the handedness of a helical polymer,^[7f] and Hirose and co-workers reported an MPC rotaxane that acts as a selective receptor for chiral analytes.^[7g,16]

In 2014 we reported that, by including a covalent point stereogenic unit in the axle of a crowded rotaxane, the mechanical epimers of the product could be separated using flash chromatography.^[17] The separated diastereomers were then converted to enantiopure MPC rotaxanes by removing the covalent stereogenic unit. However, although this approach allows the scalable synthesis of MPC enantiomers, its efficiency was reduced by a lack of stereoselectivity (*d.r.* = 1:1) in the mechanical bond forming step.

Here we report a diastereoselective synthesis of MPC rotaxanes using a simple covalent stereodirecting moiety. Furthermore, by symmetrization of the covalent stereocenter, we demonstrate the first stereoselective synthesis of an MPC rotaxane where the mechanical bond provides the only stereogenic unit.

We previously reported that an active template^[18] Cu-mediated alkyne–azide cycloaddition^[19] (AT-CuAAC)^[20] reaction between small bipyridine macrocycle **1**,^[21] alkyne **2a** and chiral azide (D)-**3a** gave the rotaxane product as an equimolar mixture of mechanical epimers (Table 1, entry 1) and that variation of reaction conditions failed to impart diastereoselectivity.^[17,22] We hypothesized that placing the stereochemical information on the alkyne component might lead to selectivity in the formation of diastereomeric Cu^I-acetylide/macrocyclic complexes in a biased pre-equilibrium.^[23,24] Unfortunately, the reaction of alkyne (D)-**2b** with azide **3b** also produced an equimolar mixture of diastereomers (entry 2).

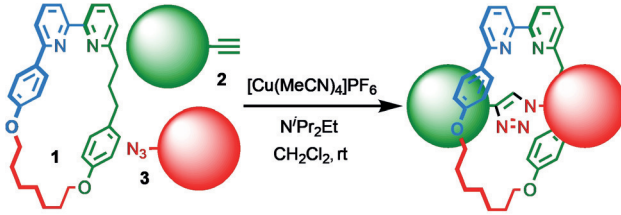
Moving the stereogenic unit closer to the reaction center improved the outcome; when α -chiral acetylene (*R/S*)-**2c** was employed, a 65:35 *d.r.* was observed (entry 3). More promising still, when azide (*S*)-**3c** was employed a 85:15 *d.r.* was obtained (entry 4). Focusing on the readily available amino



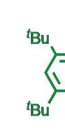
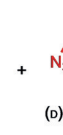
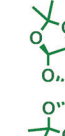



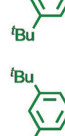
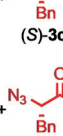


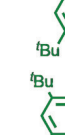

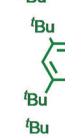

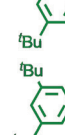
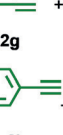
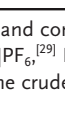
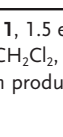
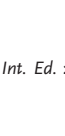
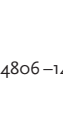


*] Dr. M. A. Jinks,^[†] Dr. A. de Juan,^[†] Dr. M. Denis, Dr. C. J. Fletcher, Dr. M. Galli, E. M. G. Jamieson, F. Modicom, Z. Zhang, Prof. S. M. Goldup
 Chemistry, University of Southampton, Highfield
 Southampton, SO17 1BJ (UK)
 E-mail: s.goldup@soton.ac.uk

[†] These authors contributed equally to this work.

Supporting information and the ORCID identification number(s) for the author(s) of this article can be found under:
<https://doi.org/10.1002/anie.201808990>. Data supporting this study (NMR, CD data etc.) are openly available from the University of Southampton repository at <https://doi.org/10.5258/SOTON/D0681>.

© 2018 The Authors. Published by Wiley-VCH Verlag GmbH & Co. KGaA. This is an open access article under the terms of the Creative Commons Attribution License, which permits use, distribution and reproduction in any medium, provided the original work is properly cited.

Table 1: Diastereoselectivity in the AT-CuAAC reaction of macrocycle **1** with alkynes **2** and azides **3**.^[a]


Entry	 + 	<i>d.r.</i> ^[b] (yield) ^[c]
1	 + 	50:50
2	 + 	50:50 (60%)
3	 + 	65:35 (40%)
4	 + 	85:15 (84%)
5	 + 	96:4 (64%)
6	 + 	98:2 (88%)
7	 + 	86:14 (80%)
8	 + 	75:25 (93%)
9	 + 	72:28 (64%)
10	 + 	75:25 (67%)
11	 + 	84:16 (76%)

[a] Reagents and conditions: **1**, 1.5 equiv each **2** and **3**, 0.96 equiv $[\text{Cu}(\text{MeCN})_4]\text{PF}_6$,^[29] $\text{N}^i\text{Pr}_2\text{Et}$, CH_2Cl_2 , RT. [b] Determined by ^1H NMR analysis of the crude reaction product. [c] Yield of isolated product.^[30]

acid-derived azide motif,^[25,26] ester (*S*)-**3d** led to an excellent 96:4 *d.r.* (entry 5). Finally, simple ^iPr ester-azide (*S*)-**3e** provided the corresponding [2]rotaxane in an excellent 98:2 *d.r.* and 88% yield (entry 6).^[27] Single crystal X-ray diffraction analysis of the interlocked product of macrocycle **1**, alkyne **2a** and azide (*S*)-**3e** allowed the major product to be unambiguously assigned as (*S,S*_{mp})-**4** (Figure 1, Scheme 1).^[28]

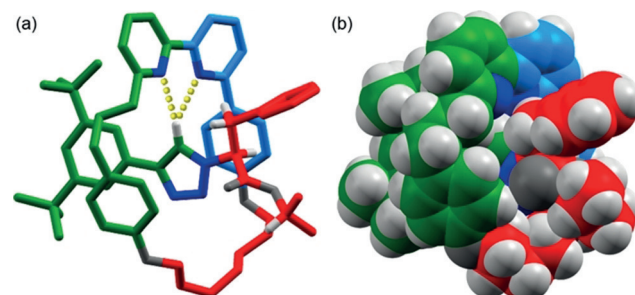
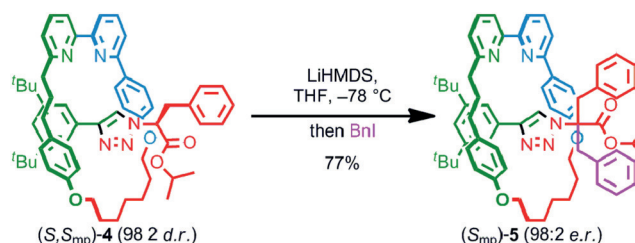


Figure 1. Solid-state structure of [2]rotaxane (*S,S*_{mp})-**4** in a) tube and b) space-filling representation (O and N atoms in dark grey and blue, respectively). Selected distances [Å]: $\text{H}_i \cdots \text{N} = 2.47$; $\text{H}_i \cdots \text{N} = 2.69$.



Scheme 1. Synthesis of MPC rotaxane (*S*_{mp})-**5** by symmetrization of the covalent stereocenter. [a] Reagents and conditions: LiHMDS, THF, -78°C , BnI, -78°C to RT.

Preliminary molecular modelling (PM6, gas phase; see the Supporting Information for a detailed discussion) suggests that the observed stereoselectivity is due to steric clash between the macrocycle and the Bn group of the azide component, with the favored isomer minimizing the interaction between the Bn and aryl-pyridine units. The observed stereoselectivity is predicted to be due both to biasing of the equilibrium between diastereomeric macrocycle-bound Cu^I -acetylide/azide complexes, and the different rates of the cycloaddition process that captures the interlocked structure from these diastereomeric intermediates.

Having identified (*S*)-**3e** as able to direct the diastereoselective formation of MPC rotaxanes, we investigated the generality of the reaction with respect to the alkyne. Benzylic acetylene **2d** coupled with (*S*)-**3e** in the presence of **1** to give the corresponding rotaxane in 86:14 *d.r.* (entry 7). The reactions of (*S*)-**3e** with alkynes **2e–g**, which provide decreased steric demand near the reaction centre, all produced the corresponding rotaxanes in a low but synthetically useful $\approx 3:1$ *d.r.* (entries 8–10). These results suggest that AT-CuAAC reactions of azide (*S*)-**3e** with macrocycle **1** have an inherent diastereoselectivity that is enhanced by steric crowding provided by the alkyne component. Consistent

with this, extended aryl alkyne **2h** gave an improved 84:16 *d.r.* (entry 11).

Highly enantioenriched mixed covalent/mechanical diastereomers such as (*S,S*_{mp})-**4** are suitable for investigation in areas such as catalysis and sensing. However, in order to unambiguously identify the effect of the MPC stereogenic element it is necessary to produce rotaxanes in which the mechanical bond provides the sole source of stereochemical information. To demonstrate the utility of azide **3e** in the stereoselective synthesis of such enantioenriched “simple” MPC rotaxanes, the covalent stereocenter of rotaxane (*S,S*_{mp})-**4** was symmetrized by treatment with LiHMDS followed by BnI to yield MPC rotaxane (*S*_{mp})-**5** in excellent yield (77%) and enantiomeric purity (98:2 *e.r.*) (Scheme 1). Similarly, alkylation of (*R,R*_{mp})-**4**, derived from azide (*R*)-**3e**, gave (*R*_{mp})-**5** (98:2 *e.r.*)^[31,32] Analytical CSP-HPLC analysis established the enantiopurity of (*S*_{mp})-**5** and (*R*_{mp})-**5** to be 98:2 *e.r.* in keeping with the diastereomeric purity of the starting materials (Figure 2a). Analysis of (*S*_{mp})-**5** and (*R*_{mp})-**5** by circular dichroism (CD) spectroscopy revealed mirror-image Cotton effects (Figure 2b).

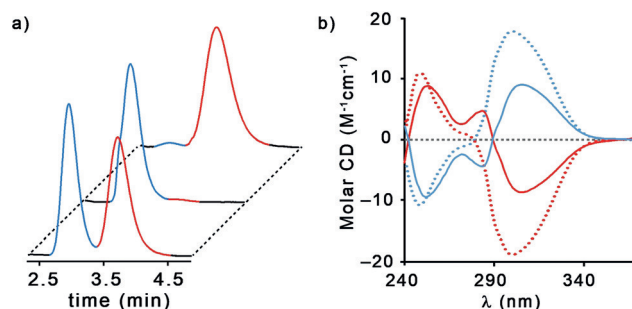


Figure 2. a) CSP-HPLC (Chiralpak, 35% MeOH (0.2% NH₃) in CO₂, 4 mL min⁻¹), of (front to back) (*R*_{mp}/*S*_{mp})-**5**,^[33] (*S*_{mp})-**5** and (*R*_{mp})-**5**. b) CD spectra of (*R,R*_{mp})-**4** (red dashed), (*S,S*_{mp})-**4** (blue dashed), (*R*_{mp})-**5** (red), (*S*_{mp})-**5** (blue).

In conclusion, we have demonstrated that azide **3e** is able to direct a diastereoselective AT-CuAAC reaction to deliver mechanically epimeric rotaxanes in up to 98:2 *d.r.* Furthermore, by symmetrization of the covalent stereocenter, our approach can be extended to give highly enantioenriched MPC rotaxanes in which the mechanical bond is the sole stereogenic element without the need to separate rotaxane stereoisomers.^[30] Given the synthetic flexibility of the AT-CuAAC reaction, which allows the expedient synthesis of complex architectures^[34] and functional MIMs,^[35] we anticipate that this general approach will be useful for the stereoselective synthesis of functional MPC rotaxanes and other MIM stereogenic units.

Acknowledgements

S.M.G. thanks the European Research Council (Consolidator Grant Agreement no. 724987), EPSRC (EP/L016621/1) and Leverhulme Trust (ORPG-2733) for funding and the Royal

Society for a Research Fellowship. M.D. and M.G. thank the EPSRC for a Doctoral Prize. E.M.G.J. and F.M. thank the EPSRC for financial support (EP/L505067/1). Z.Z. thanks the China Scholarship Council for a Scholarship. The authors thank Reach Separations for assistance with analytical CSP-HPLC.

Conflict of interest

The authors declare no conflict of interest.

Keywords: chirality · CuAAC · rotaxane · stereoselective synthesis · supramolecular chemistry

How to cite: *Angew. Chem. Int. Ed.* **2018**, *57*, 14806–14810
Angew. Chem. **2018**, *130*, 15022–15026

- [1] 1126 of 11712 articles published in *J. Am. Chem. Soc.*, *Angew. Chem.*, *Chem. Sci.*, *Chem. Commun.*, and *Chem. Eur. J.* in 2017 contained the terms “*chiral* OR enantio*” (source: Scopus title, abstract or keywords).
- [2] a) K. B. Sharpless, *Angew. Chem. Int. Ed.* **2002**, *41*, 2024; *Angew. Chem.* **2002**, *114*, 2126; b) R. Noyori, *Angew. Chem. Int. Ed.* **2002**, *41*, 2008; *Angew. Chem.* **2002**, *114*, 2108; c) W. S. Knowles, *Angew. Chem. Int. Ed.* **2002**, *41*, 1998; *Angew. Chem.* **2002**, *114*, 2096; d) Y. Gnas, F. Glorius, *Synthesis* **2006**, 1899; e) *Catalytic Asymmetric Synthesis* (Ed.: I. Ojima), Wiley-Blackwell, Oxford, **2010**.
- [3] a) J. E. Beves, B. A. Blight, C. J. Campbell, D. A. Leigh, R. T. McBurney, *Angew. Chem. Int. Ed.* **2011**, *50*, 9260; *Angew. Chem.* **2011**, *123*, 9428; b) S. Erbas-Cakmak, D. A. Leigh, C. T. McTernan, A. L. Nussbaumer, *Chem. Rev.* **2015**, *115*, 10081; c) C. J. Bruns, J. F. Stoddart, *The Nature of the Mechanical Bond: From Molecules to Machines*, Wiley, Hoboken, **2016**; d) J. E. M. Lewis, P. D. Beer, S. J. Loeb, S. M. Goldup, *Chem. Soc. Rev.* **2017**, *46*, 2577.
- [4] a) E. Wasserman, H. L. Frisch, *J. Am. Chem. Soc.* **1961**, *83*, 3789; b) G. Schill, *Catenanes, Rotaxanes and Knots*, Academic Press, New York, **1971**.
- [5] Selected recent reviews: a) N. Pairault, J. Niemeyer, *Synlett* **2018**, 29, 689; b) N. H. Evans, *Chem. Eur. J.* **2018**, *24*, 3101; c) E. M. G. Jamieson, F. Modicom, S. M. Goldup, *Chem. Soc. Rev.* **2018**, *47*, 5266.
- [6] Selected functional MIMs with covalent stereogenic units: a) Y. Tachibana, N. Kihara, T. Takata, *J. Am. Chem. Soc.* **2004**, *126*, 3438; b) F. Ishiwari, K. Fukasawa, T. Sato, K. Nakazono, Y. Koyama, T. Takata, *Chem. Eur. J.* **2011**, *17*, 12067; c) V. Blanco, D. A. Leigh, V. Marcos, J. A. Morales-Serna, A. L. Nussbaumer, *J. Am. Chem. Soc.* **2014**, *136*, 4905; d) S. Hoekman, M. O. Kitching, D. A. Leigh, M. Pappmeyer, D. Roke, *J. Am. Chem. Soc.* **2015**, *137*, 7656; e) K. Xu, K. Nakazono, T. Takata, *Chem. Lett.* **2016**, *45*, 1274; f) R. Mitra, M. Thiele, F. Octa-Smolín, M. C. Letzel, J. Niemeyer, *Chem. Commun.* **2016**, *52*, 5977; g) J. Y. C. Lim, I. Marques, V. Félix, P. D. Beer, *J. Am. Chem. Soc.* **2017**, *139*, 12228; h) Z. Yan, Q. Huang, W. Liang, X. Yu, D. Zhou, W. Wu, J. J. Chruma, C. Yang, *Org. Lett.* **2017**, *19*, 898; i) R. Mitra, H. Zhu, S. Grimme, J. Niemeyer, *Angew. Chem. Int. Ed.* **2017**, *56*, 11456; *Angew. Chem.* **2017**, *129*, 11614; j) J. Y. C. Lim, I. Marques, V. Félix, P. D. Beer, *Angew. Chem. Int. Ed.* **2018**, *57*, 584; *Angew. Chem.* **2018**, *130*, 593; k) G. De Bo, M. A. Y. Y. Gall, S. Kuschel, J. De Winter, P. Gerbaux, D. A. Leigh, *Nat. Nanotechnol.* **2018**, *13*, 381.
- [7] a) C. Yamamoto, Y. Okamoto, T. Schmidt, R. Jäger, F. Vögtle, *J. Am. Chem. Soc.* **1997**, *119*, 10547; b) C. Reuter, A. Mohry, A.

- Sobanski, F. Vögtle, *Chem. Eur. J.* **2000**, *6*, 1674; c) C. P. McArdle, S. Van, M. C. Jennings, R. J. Puddephatt, *J. Am. Chem. Soc.* **2002**, *124*, 3959; d) A. Theil, C. Mauve, M.-T. Adeline, A. Marinetti, J.-P. Sauvage, *Angew. Chem. Int. Ed.* **2006**, *45*, 2104; *Angew. Chem.* **2006**, *118*, 2158; e) Y. Makita, N. Kihara, N. Nakakoji, T. Takata, S. Inagaki, C. Yamamoto, Y. Okamoto, *Chem. Lett.* **2007**, *36*, 162; f) T. Ogoshi, D. Yamafuji, T. Aoki, K. Kitajima, T. Yamagishi, Y. Hayashi, S. Kawachi, *Chem. Eur. J.* **2012**, *18*, 7493; g) F. Ishiwari, K. Nakazono, Y. Koyama, T. Takata, *Chem. Commun.* **2011**, *47*, 11739; h) K. Hirose, M. Ukimi, S. Ueda, C. Onoda, R. Kano, K. Tsuda, Y. Hinohara, Y. Tobe, *Symmetry* **2018**, *10*, 20.
- [8] For a recent example of related co-conformational mechanical planar chirality^[5c] see: Y. Mochizuki, K. Ikeyatsu, Y. Mutoh, S. Hosoya, S. Saito, *Org. Lett.* **2017**, *19*, 4347.
- [9] a) Y. Kaida, Y. Okamoto, J.-C. Chambron, D. K. Mitchell, J.-P. Sauvage, *Tetrahedron Lett.* **1993**, *34*, 1019; b) J. F. Nierengarten, C. O. Dietrich-Buchecker, J. P. Sauvage, *J. Am. Chem. Soc.* **1994**, *116*, 375; c) C. P. McArdle, J. J. Vittal, R. J. Puddephatt, *Angew. Chem. Int. Ed.* **2000**, *39*, 3819; *Angew. Chem.* **2000**, *112*, 3977; d) R. T. S. Lam, A. Belenguer, S. L. Roberts, C. Naumann, T. Jarrosson, S. Otto, J. K. M. Sanders, *Science* **2005**, *308*, 667; e) C. D. Pentecost, K. S. Chichak, A. J. Peters, G. W. V. Cave, S. J. Cantrill, J. F. Stoddart, *Angew. Chem. Int. Ed.* **2007**, *46*, 218; *Angew. Chem.* **2007**, *119*, 222; f) M.-K. Chung, P. S. White, S. J. Lee, M. R. Gagné, *Angew. Chem. Int. Ed.* **2009**, *48*, 8683; *Angew. Chem.* **2009**, *121*, 8839; g) C. Peinador, V. Blanco, J. M. Quintela, *J. Am. Chem. Soc.* **2009**, *131*, 920; h) C. Schouwey, J. J. Holstein, R. Scopelliti, K. O. Zhurov, K. O. Nagornov, Y. O. Tsybin, O. S. Smart, G. Bricogne, K. Severin, *Angew. Chem. Int. Ed.* **2014**, *53*, 11261; *Angew. Chem.* **2014**, *126*, 11443; i) R. Zhu, J. Lübben, B. Dittrich, G. H. Clever, *Angew. Chem. Int. Ed.* **2015**, *54*, 2796; *Angew. Chem.* **2015**, *127*, 2838; j) J. E. Beves, J. J. Danon, D. A. Leigh, J.-F. Lemonnier, I. J. Vitorica-Yrezabal, *Angew. Chem. Int. Ed.* **2015**, *54*, 7555; *Angew. Chem.* **2015**, *127*, 7665; k) C. S. Wood, T. K. Ronson, A. M. Belenguer, J. J. Holstein, J. R. Nitschke, *Nat. Chem.* **2015**, *7*, 354; l) T. Prakasam, M. Lusi, E. Nauha, J.-C. C. Olsen, M. Sy, C. Platas-Iglesias, L. J. Charbonnière, A. Trabolsi, *Chem. Commun.* **2015**, *51*, 5840.
- [10] Knotted molecules also display topological stereochemistry. For a recent review see: S. D. P. Fielden, D. A. Leigh, S. L. Woltering, *Angew. Chem. Int. Ed.* **2017**, *56*, 11166; *Angew. Chem.* **2017**, *129*, 11318.
- [11] Stereoselective transformations of interlocked molecules containing covalent stereogenic units: a) Y. Tachibana, N. Kihara, Y. Ohga, T. Takata, *Chem. Lett.* **2000**, *29*, 806; b) K. Hirose, Y. Nakamura, Y. Tobe, *Org. Lett.* **2009**, *11*, 145; c) K. Xu, K. Nakazono, T. Takata, *Tetrahedron Lett.* **2016**, *57*, 4356; d) A. Martínez-Cuezva, C. Lopez-Leonardo, D. Bautista, M. Alajarin, J. Berna, *J. Am. Chem. Soc.* **2016**, *138*, 8726; e) A. Martínez-Cuezva, D. Bautista, M. Alajarin, J. Berna, *Angew. Chem. Int. Ed.* **2018**, *57*, 6563; *Angew. Chem.* **2018**, *130*, 6673.
- [12] Co-conformationally covalently point chiral rotaxanes (Leigh describes these as “mechanical point” chiral^[12] but we prefer to emphasize the dynamic aspect of the stereochemistry)^[5c] can be synthesised using chiral starting materials as the stereogenic unit arises from a prochiral covalent unit that is desymmetrized by the position of a macrocycle, the location of which can be controlled during the synthesis: a) M. Alvarez-Pérez, S. M. Goldup, D. A. Leigh, A. M. Z. Slawin, *J. Am. Chem. Soc.* **2008**, *130*, 1836; b) A. Carlone, S. M. Goldup, N. Lebrasseur, D. A. Leigh, A. Wilson, *J. Am. Chem. Soc.* **2012**, *134*, 8321; c) Y. Cakmak, S. Erbas-Cakmak, D. A. Leigh, *J. Am. Chem. Soc.* **2016**, *138*, 1749.
- [13] P. Mobian, N. Banerji, G. Bernardinelli, J. Lacour, *Org. Biomol. Chem.* **2006**, *4*, 224.
- [14] MPC diastereomers of CD rotaxanes are usually termed “orientational” isomers and the MPC stereogenic unit overlooked. Examples: a) M. Craig, M. Hutchings, T. Claridge, H. Anderson, *Angew. Chem. Int. Ed.* **2001**, *40*, 1071; *Angew. Chem.* **2001**, *113*, 1105; b) J. W. Park, H. J. Song, *Org. Lett.* **2004**, *6*, 4869; c) Q.-C. Wang, X. Ma, D.-H. Qu, H. Tian, *Chem. Eur. J.* **2006**, *12*, 1088; d) C. Casati, P. Franchi, R. Pievo, E. Mezzina, M. Lucarini, *J. Am. Chem. Soc.* **2012**, *134*, 19108.
- [15] Inouye reported CPL of a related co-conformationally MPC rotaxane: M. Inouye, K. Hayashi, Y. Yonenaga, T. Itou, K. Fujimoto, T. Uchida, M. Iwamura, K. Nozaki, *Angew. Chem. Int. Ed.* **2014**, *53*, 14392; *Angew. Chem.* **2014**, *126*, 14620.
- [16] Preliminary data using a racemic MPC rotaxane host: N. Kameta, Y. Nagawa, M. Karikomi, K. Hiratani, *Chem. Commun.* **2006**, 3714.
- [17] R. J. Bordoli, S. M. Goldup, *J. Am. Chem. Soc.* **2014**, *136*, 4817.
- [18] a) J. D. Crowley, S. M. Goldup, A.-L. Lee, D. A. Leigh, R. T. McBurney, *Chem. Soc. Rev.* **2009**, *38*, 1530; b) S. Saito, *J. Inclusion Phenom. Macrocyclic Chem.* **2015**, *82*, 437; c) M. Denis, S. M. Goldup, *Nat. Rev. Chem.* **2017**, *1*, 0061.
- [19] a) C. W. Tornøe, C. Christensen, M. Meldal, *J. Org. Chem.* **2002**, *67*, 3057; b) V. V. Rostovtsev, L. G. Green, V. V. Fokin, K. B. Sharpless, *Angew. Chem. Int. Ed.* **2002**, *41*, 2596; *Angew. Chem.* **2002**, *114*, 2708.
- [20] a) V. Aucagne, K. D. Hänni, D. A. Leigh, P. J. Lusby, D. B. Walker, *J. Am. Chem. Soc.* **2006**, *128*, 2186; b) V. Aucagne, J. Berna, J. D. Crowley, S. M. Goldup, K. D. Hänni, D. A. Leigh, P. J. Lusby, V. E. Ronaldson, A. M. Z. Slawin, A. Viterisi, D. B. Walker, *J. Am. Chem. Soc.* **2007**, *129*, 11950.
- [21] a) H. Lahlali, K. Jobe, M. Watkinson, S. M. Goldup, *Angew. Chem. Int. Ed.* **2011**, *50*, 4151; *Angew. Chem.* **2011**, *123*, 4237; b) J. E. M. Lewis, R. J. Bordoli, M. Denis, C. J. Fletcher, M. Galli, E. A. Neal, E. M. Rochette, S. M. Goldup, *Chem. Sci.* **2016**, *7*, 3154.
- [22] Examples of stereoselective CuAAC reactions: a) T. Osako, Y. Uozumi, *Org. Lett.* **2014**, *16*, 5866; b) G. Stephenson, J. Buttress, D. Deschamps, M. Lancelot, J. Martin, A. Sheldon, C. Alayrac, A.-C. Gaumont, P. Page, *Synlett* **2013**, 2723; c) T. Hashimoto, K. Maruoka, *Chem. Rev.* **2015**, *115*, 5366; d) W. D. G. Brittain, B. R. Buckley, J. S. Fossey, *Chem. Commun.* **2015**, *51*, 17217; e) T. Osako, Y. Uozumi, *Synlett* **2015**, *26*, 1475; f) T. Song, L. Li, W. Zhou, Z.-J. Zheng, Y. Deng, Z. Xu, L.-W. Xu, *Chem. Eur. J.* **2015**, *21*, 554; g) W. D. G. Brittain, B. R. Buckley, J. S. Fossey, *ACS Catal.* **2016**, *6*, 3629; h) M.-Y. Chen, T. Song, Z.-J. Zheng, Z. Xu, Y.-M. Cui, L.-W. Xu, *RSC Adv.* **2016**, *6*, 58698.
- [23] Selected discussions on the CuAAC mechanism: a) V. O. Rodionov, S. I. Presolski, D. Díaz Díaz, V. V. Fokin, M. G. Finn, *J. Am. Chem. Soc.* **2007**, *129*, 12705; b) R. Berg, B. F. Straub, *Beilstein J. Org. Chem.* **2013**, *9*, 2715; c) B. T. Worrell, J. A. Malik, V. V. Fokin, *Science* **2013**, *340*, 457; d) S. Lal, H. S. Rzepa, S. Díez-González, *ACS Catal.* **2014**, *4*, 2274; e) L. Jin, D. R. Tolentino, M. Melaimi, G. Bertrand, *Sci. Adv.* **2015**, *1*, e1500304; f) Y. Özkılıç, N. Ş. Tüzün, *Organometallics* **2016**, *35*, 2589; g) C. Wang, D. Ikhlef, S. Kahlal, J.-Y. Saillard, D. Astruc, *Coord. Chem. Rev.* **2016**, *316*, 1; h) C. P. Seath, G. A. Burley, A. J. B. Watson, *Angew. Chem. Int. Ed.* **2017**, *56*, 3314; *Angew. Chem.* **2017**, *129*, 3362.
- [24] Selected discussions on the AT-CuAAC mechanism:^[20b] a) J. Winn, A. Pinczewska, S. M. Goldup, *J. Am. Chem. Soc.* **2013**, *135*, 13318; b) E. A. Neal, S. M. Goldup, *Chem. Sci.* **2015**, *6*, 2398; c) E. A. Neal, S. M. Goldup, *Angew. Chem. Int. Ed.* **2016**, *55*, 12488; *Angew. Chem.* **2016**, *128*, 12676; d) Y. Miyazaki, C. Kahlfuss, A. Ogawa, T. Matsumoto, J. A. Wytko, K. Oohora, T. Hayashi, J. Weiss, *Chem. Eur. J.* **2017**, *23*, 13579.
- [25] In our hands, commercially available ADMP^[26d,e,g] proved most practical.

- [26] a) J. Zaloom, D. C. Roberts, *J. Org. Chem.* **1981**, *46*, 5173; b) R. Yan, F. Yang, Y. Wu, L. Zhang, X. Ye, *Tetrahedron Lett.* **2005**, *46*, 8993; c) E. D. Goddard-Borger, R. V. Stick, *Org. Lett.* **2007**, *9*, 3797; d) J. R. Suárez, B. Trastoy, M. E. Pérez-Ojeda, R. Marín-Barrios, J. L. Chiara, *Adv. Synth. Catal.* **2010**, *352*, 2515; e) M. Kitamura, S. Kato, M. Yano, N. Tashiro, Y. Shiratake, M. Sando, T. Okauchi, *Org. Biomol. Chem.* **2014**, *12*, 4397; f) M. Kitamura, K. Murakami, *Organic Syntheses*, Wiley, Hoboken, **2016**, p. 171; g) M. Kitamura, *Chem. Rec.* **2017**, *17*, 653.
- [27] Whereas no epimerization of the covalent stereocentre was observed in the case of rotaxane **4**, the corresponding axle epimerized during the CuAAC reaction. See the Supporting Information.
- [28] For the assignment of absolute MPC stereochemistry see refs. [5c, 17].
- [29] Stoichiometric Cu^I was used as the metal ion does not turn over during the reaction; the Cu^I-triazolide formed in the AT-CuAAC reaction is stable and catalytically inactive under the reaction conditions.^[24a]
- [30] Yields of isolated products in Table 1 refer to the mixture of diastereomers; the purpose of this report is to identify reactions with high diastereoselectivity and yield to avoid the need for separation of diastereomers. Indeed, diastereomer separation usually results in reduced yield of isolated products; to demonstrate this (see the Supporting Information), diastereomerically pure (*R,R*_{mp})-**4** was isolated in 55% yield (vs. 88% for 98:2 mixture) and converted to enantiopure (*R*_{mp})-**5**.
- [31] The stereochemistry of rotaxanes **5** was assigned by considering that alkylation does not allow reorientation of the macrocycle on the axle.
- [32] Although the mechanical stereochemistry is not affected in the alkylation step, it is interesting to consider whether the mechanical stereochemistry influences the face of the enolate which interacts with the incoming electrophile.^[11] A preliminary experiment replacing BnI with *p*-BrBnI in the alkylation step proceeded in ≈ 2:1 *d.r.* (see the Supporting Information).
- [33] (*R/S*_{mp})-**5** was obtained using (*R/S*)-**3e**.
- [34] Selected examples: a) S. M. Goldup, D. A. Leigh, T. Long, P. R. McGonigal, M. D. Symes, J. Wu, *J. Am. Chem. Soc.* **2009**, *131*, 15924; b) S. M. Goldup, D. A. Leigh, P. R. McGonigal, V. E. Ronaldson, A. M. Z. Slawin, *J. Am. Chem. Soc.* **2010**, *132*, 315; c) J. E. M. Lewis, J. Winn, L. Cera, S. M. Goldup, *J. Am. Chem. Soc.* **2016**, *138*, 16329; d) J. E. M. Lewis, F. Modicom, S. M. Goldup, *J. Am. Chem. Soc.* **2018**, *140*, 4787.
- [35] Selected examples: a) A. Noor, S. C. Moratti, J. D. Crowley, *Chem. Sci.* **2014**, *5*, 4283; b) R. Barat, T. Legigan, I. Tranoy-Opalinski, B. Renoux, E. Péraudeau, J. Clarhaut, P. Poinot, A. E. Fernandes, V. Aucagne, D. A. Leigh, S. Papot, *Chem. Sci.* **2015**, *6*, 2608; c) A. Tron, P. J. Thornton, B. Kauffmann, J. H. R. Tucker, N. D. McClenaghan, *Supramol. Chem.* **2016**, *28*, 733; d) J. Y. C. Lim, I. Marques, A. L. Thompson, K. E. Christensen, V. Félix, P. D. Beer, *J. Am. Chem. Soc.* **2017**, *139*, 3122; e) M. Denis, J. Pancholi, K. Jobe, M. Watkinson, S. M. Goldup, *Angew. Chem. Int. Ed.* **2018**, *57*, 5310; *Angew. Chem.* **2018**, *130*, 5408; f) M. Denis, L. Qin, P. Turner, K. A. Jolliffe, S. M. Goldup, *Angew. Chem. Int. Ed.* **2018**, *57*, 5315; *Angew. Chem.* **2018**, *130*, 5413.

Manuscript received: August 4, 2018

Accepted manuscript online: September 25, 2018

Version of record online: October 17, 2018