

This is a repository copy of *Controlled Synthesis of Well-Defined Polyaminoboranes on Scale Using a Robust and Efficient Catalyst*.

White Rose Research Online URL for this paper:

<https://eprints.whiterose.ac.uk/180490/>

Version: Published Version

Article:

Weller, Andrew orcid.org/0000-0003-1646-8081, Boyd, Timothy, Brodie, Claire Nicole orcid.org/0000-0002-8896-0270 et al. (1 more author) (2021) Controlled Synthesis of Well-Defined Polyaminoboranes on Scale Using a Robust and Efficient Catalyst. *Journal of the American Chemical Society*. [jacs.1c10888](https://doi.org/10.1021/jacs.1c10888). pp. 21010-21023. ISSN 1520-5126

<https://doi.org/10.1021/jacs.1c10888>

Reuse

This article is distributed under the terms of the Creative Commons Attribution (CC BY) licence. This licence allows you to distribute, remix, tweak, and build upon the work, even commercially, as long as you credit the authors for the original work. More information and the full terms of the licence here:

<https://creativecommons.org/licenses/>

Takedown

If you consider content in White Rose Research Online to be in breach of UK law, please notify us by emailing eprints@whiterose.ac.uk including the URL of the record and the reason for the withdrawal request.

Controlled Synthesis of Well-Defined Polyaminoboranes on Scale Using a Robust and Efficient Catalyst

Claire N. Brodie,[¶] Timothy M. Boyd,[¶] Lia Sotorríos, David E. Ryan, Eimear Magee, Steven Huband, James S. Town, Guy C. Lloyd-Jones, David M. Haddleton,^{*} Stuart A. Macgregor,^{*} and Andrew S. Weller^{*}



Cite This: <https://doi.org/10.1021/jacs.1c10888>



Read Online

ACCESS |



Metrics & More

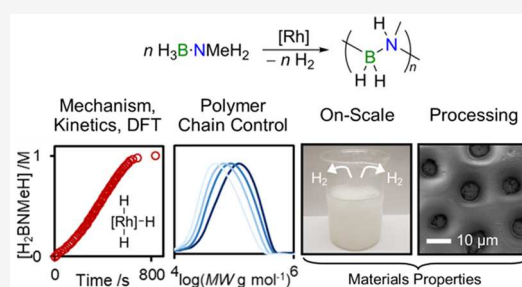


Article Recommendations



Supporting Information

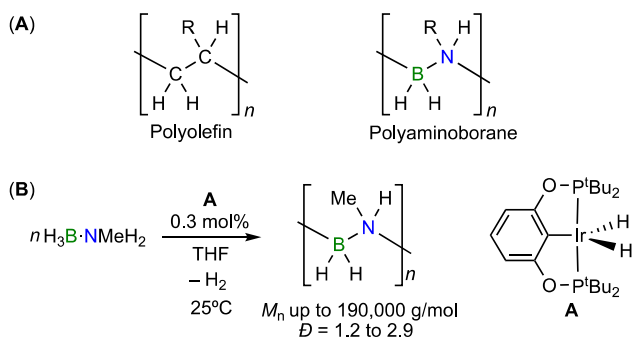
ABSTRACT: The air tolerant precatalyst, $[\text{Rh}(\text{L})(\text{NBD})]\text{Cl}$ ($[\text{1}]\text{Cl}$) [$\text{L} = \kappa^3\text{-}(\text{Pr}_2\text{PCH}_2\text{CH}_2)_2\text{NH}$, NBD = norbornadiene], mediates the selective synthesis of *N*-methylpolyaminoborane, $(\text{H}_2\text{BNMeH})_n$, by dehydropolymerization of $\text{H}_3\text{B}\cdot\text{NMeH}_2$. Kinetic, speciation, and DFT studies show an induction period in which the active catalyst, $\text{Rh}(\text{L})\text{H}_3$ (**3**), forms, which sits as an outer-sphere adduct $3\cdot\text{H}_3\text{BNMeH}_2$ as the resting state. At the end of catalysis, dormant $\text{Rh}(\text{L})\text{H}_2\text{Cl}$ (**2**) is formed. Reaction of **2** with $\text{H}_3\text{B}\cdot\text{NMeH}_2$ returns **3**, alongside the proposed formation of boronium $[\text{H}_2\text{B}(\text{NMeH}_2)_2]\text{Cl}$. Aided by isotopic labeling, Eyring analysis, and DFT calculations, a mechanism is proposed in which the cooperative “PNHP” ligand templates dehydrogenation, releasing $\text{H}_2\text{B}=\text{NMeH}$ ($\Delta G_{\text{calc}}^\ddagger = 19.6 \text{ kcal mol}^{-1}$). $\text{H}_2\text{B}=\text{NMeH}$ is proposed to undergo rapid, low barrier, head-to-tail chain propagation for which **3** is the catalyst/initiator. A high molecular weight polymer is formed that is relatively insensitive to catalyst loading ($M_n \sim 71\,000 \text{ g mol}^{-1}$; \mathcal{D} , of ~ 1.6). The molecular weight can be controlled using $[\text{H}_2\text{B}(\text{NMe}_2\text{H})_2]\text{Cl}$ as a chain transfer agent, $M_n = 37\,900\text{--}78\,100 \text{ g mol}^{-1}$. This polymerization is suggested to arise from an ensemble of processes (catalyst speciation, dehydrogenation, propagation, chain transfer) that are geared around the concentration of $\text{H}_3\text{B}\cdot\text{NMeH}_2$. TGA and DSC thermal analysis of polymer produced on scale (10 g, 0.01 mol % $[\text{1}]\text{Cl}$) show a processing window that allows for melt extrusion of polyaminoborane strands, as well as hot pressing, drop casting, and electrospray deposition. By variation of conditions in the latter, smooth or porous microstructured films or spherical polyaminoboranes beads ($\sim 100 \text{ nm}$) result.



1. INTRODUCTION

Polymers with alternating B–N main-chain backbones, the polyaminoboranes $(\text{H}_2\text{BNRH})_n$, are inorganic analogues of polyolefins $(\text{H}_2\text{CCHR})_n$, through the simple isosteric relationship between BN and CC (Scheme 1A).^{1–4} Polyolefins are technologically and societally ubiquitous, and their catalytic

Scheme 1. (A) Polyolefins versus Polyaminoboranes; (B) Synthesis of $(\text{H}_2\text{BNMeH})_n$ Using $\text{Ir}(\text{POCOP})\text{H}_2$



synthesis from alkene monomers, and the resulting macromolecular structures, can be controlled using mechanism-led catalyst design.^{5–9} Despite ill-defined $(\text{H}_2\text{BNH}_2)_n$ being known for decades from thermolysis of $\text{H}_3\text{B}\cdot\text{NH}_3$,¹⁰ polyaminoboranes are significantly less well-developed. In addition to the fundamental interest as new inorganic main chain polymeric materials,^{3,11} potential applications of polyaminoboranes are as piezoelectric materials,^{12,13} and processable polymeric precursors for boron-based preceramics^{14,15} and few-layer *h*-BN.¹⁶

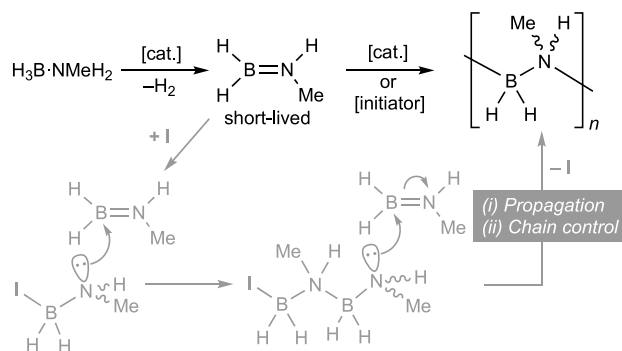
The breakthrough reports of the metal catalyzed dehydropolymerization of the primary *N*-alkyl amine-borane $\text{H}_3\text{B}\cdot\text{NMeH}_2$ to give soluble,¹⁷ high molecular weight, $(\text{H}_2\text{BNMeH})_n$ came in 2008, using the $\text{Ir}(\text{POCOP})\text{H}_2$ catalyst [$\text{POCOP} = \kappa^3\text{-}(\text{OP}^t\text{Bu}_2)_2\text{C}_6\text{H}_3$] (A, Scheme 1B) with H_2 as

Received: October 14, 2021

the only byproduct. Significant progress has been made since this report with regard to the range of transition metal precatalysts that promote dehydropolymerization,^{4,21–23} the scope of amine borane substrates,^{24–29} and the development of noncatalytic routes.^{30–32} In addition to **A**, notable catalysts for the dehydropolymerization of H₃B·NRH₂ include those based upon (CpZrCl)₂(allenediyl);³³ CoH(κ⁴-P(CH₂CH₂PPh₂)₃);³⁴ (RⁿPSCSP^R)Rh(py)(H)(Cl) [RⁿPSCSP^R = C₆H₄-2,6-(SPR₂)];³⁵ Fe(PhNCH₂CH₂NPh)(Cy₂PCH₂CH₂PCy₂);³⁶ Cp*₂TiCl₂ + 2 × *n*-BuLi;^{28,37} ML_{*n*}(^{*i*}Pr₂PCH₂CH₂)₂NH (M = Fe,^{27,38,39} Ru,⁴⁰ Co,⁴¹ L_{*n*} = PR₃/CO/H/Cl); and precatalysts based upon cationic [Rh(L₂)]⁺[BAR^F₄]⁻ [L₂ = Ph₂PCH₂CH₂CH₂PPh₂,⁴² DPEphos,^{43,44} Xantphos-R (R = Ph, ^{*i*}Pr);^{45,46} Ar^F = 3,5-(CF₃)₂C₆H₃].

Despite this broad range of catalysts, the mechanism-led design of new systems for the dehydropolymerization of amine-boranes is challenging. It is difficult as any catalyst-system plays a dual role,^{18,40,47} holistically mediating two elementary processes of this cascade-like⁴⁸ polymerization: the initial dehydrogenation of an amine-borane to form a transient and highly reactive aminoborane, i.e., H₂B=NRH,^{32,49} and then chain initiation/propagation/termination likely operating by head-to-tail⁵⁰ B–N bond formation (Scheme 2). Computa-

Scheme 2. Generic Dehydropolymerization Process Using H₃B·NMeH₂^a



^aSuggested head-to-tail propagation mechanism. I = catalyst initiator.

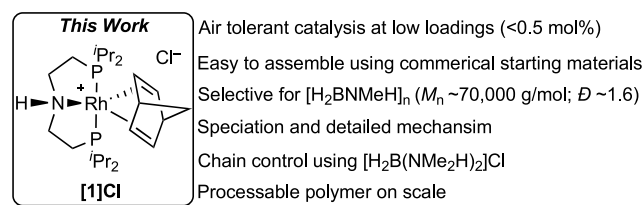
tional studies show such chain propagation to be an exergonic process with a very low barrier (3–7 kcal/mol) as initiated by a suitable nucleophile (e.g., **A** or amine).^{30,47} However, if these two processes are not geared well, an unselective dehydrocoupling produces borazines, B–N cleavage products, or ill-defined and insoluble polymer/material.⁴ A controlled⁵¹ dehydropolymerization would ideally lead to the selective and high-yielding synthesis of well-defined, processable, polymeric products where the degree of polymerization, dispersity, and polymer macrostructure can all be systematically modified.

Kinetic and mechanistic studies of catalyzed dehydropolymerization invariably point to significant catalyst dependent complexity, including the possibility for either polymer chain^{18,27,38,46} or step-growth^{28,29} processes. For example, recent work in our laboratories using the cationic [Rh(DPEphos)(η³-H₂BNMeCH₂CH₂tBu)]⁺[BAR^F₄]⁻ catalyst^{43,44} has revealed an induction process, nonliving chain-growth propagation, partial order in catalyst, and an inverse relationship between catalyst loading and degree of polymerization, with H₂ acting to control chain length. Detailed speciation and mechanistic studies resolve many of these complexities by

revealing the true catalyst resting state as a dimeric, neutral, hydride [Rh(DPEphos)H₂]₂ arising from amine-promoted hydride transfer,^{35,52,53} that arises from B–N bond cleavage of H₃B·NMeH₂. Moreover, a likely coproduct of this hydride transfer, boronium [H₂B(NMeH₂)₂]⁺[BAR^F₄]⁻, was shown to act as a chain-length control agent, being proposed to protonate the amine-terminus of a growing polymer chain that arises from the low barrier head-to-tail B–N chain-forming events (e.g., Scheme 2). Despite these detailed insights, the synthetically accessible precursor to [Rh(DPEphos)H₂]₂, Rh(DPEphos)(η³-H₂CPh),⁴⁴ is not straightforward to prepare as it is air and thermally sensitive, while the precise mechanism of amine-borane dehydrogenation remains unresolved.

We were interested to explore whether chain-length control could be extended to potentially more robust ML_{*n*}(^{*i*}Pr₂PCH₂CH₂)₂NH)-type systems, that have been shown to operate via ligand cooperative^{23,54} amine-borane dehydrogenation mechanisms. Inspired by the work of Schneider and Beveries on such group 8 catalyst systems,^{27,38–40} and our own recent report using Co(II) precatalysts,⁴¹ we now report the simple, easy to assemble, tolerant-to-air, precatalyst [Rh{(^{*i*}Pr₂PCH₂CH₂)₂NH}(NBD)]⁺Cl⁻, [**1**]Cl, for the dehydropolymerization of commercial, as supplied, H₃B·NMeH₂ in THF solvent, Chart 1. [**1**]Cl

Chart 1. This Work



promotes the fast (minutes, 298 K), efficient (1–0.01 mol %), and selective production of well-defined (H₂BNMeH)_{*n*} in high yield. Combined kinetic, isotopic replacement, DFT, and speciation studies reveal both on- and off-cycle species, and thus the mechanism of dehydrogenation. Using the boronium salt [H₂B(NMe₂H)₂]⁺Cl⁻ as a convenient chain control agent allows for control of the degree of polymerization, and thus exploration of the polymer physical properties (TGA and DSC) versus M_n/D. We also demonstrate the straightforward synthesis on 10 g scale of (H₂BNMeH)_{*n*} at low catalyst loadings (0.01 mol %) and the exploration of a variety of materials processing methods for the resulting (H₂BNMeH)_{*n*}, such as melt extrusion and thin-film deposition.

2. RESULTS AND DISCUSSION

2.1. Precatalyst Synthesis and Reactivity with H₂. The orange precatalyst [Rh{κ³-(^{*i*}Pr₂PCH₂CH₂)₂NH}(η²η²-NBD)]⁺Cl⁻, [**1**]Cl, was prepared by reaction of [Rh(NBD)Cl]₂ with (^{*i*}Pr₂PCH₂CH₂)₂NH in concentrated THF solution overnight at 298 K, a solvent from which it precipitates as an analytically pure powder in 90% yield on 0.5 g scale (Figure 1). A single-crystal X-ray diffraction study reveals a cationic 18-electron pseudo-trigonal bipyramidal Rh(I) center, a facially coordinated κ³-PNHP ligand, and the chloride counterion hydrogen bonded⁵⁵ to the N–H proton (H⋯Cl, 2.32(2) Å, sum van der Waals radii = 3.02 Å⁵⁶). Solution NMR data (CD₂Cl₂) show a single ³¹P environment in the ³¹P{¹H} NMR spectrum [δ 48.0, J(RhP) = 124 Hz]. In the ¹H NMR spectrum a single broad

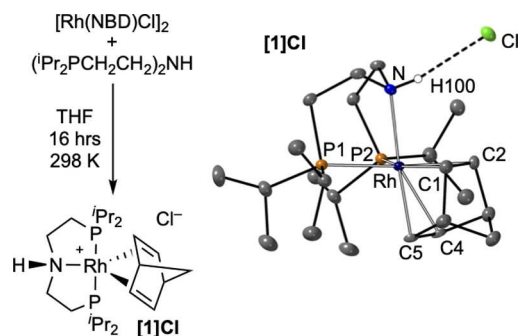


Figure 1. Synthesis of [1]Cl. Molecular structure of [1]Cl; displacement ellipsoids shown at 50%, only N–H hydrogen atoms shown. See the Supporting Information.

alkene CH resonance, and a single bridging methylene (δ 3.66, 4H; 1.12, 2H respectively) and four different ¹Pr methyl environments are observed, suggesting rapid rotation of the NBD ligand at 298 K. The N–H group is observed at δ 6.99, showing the N–H...Cl hydrogen bond is retained in CD₂Cl₂ solution.

A common method for activating “Rh(NBD)”-type precatalysts is hydrogenation to form the catalyst in situ.⁶ 18-electron [1]Cl reacts slowly with H₂ (7 days, 4 bar H₂, 70 °C, 1,2-F₂C₆H₄) to give the Rh(III) complex Rh{ κ^3 -(ⁱPr₂PCH₂CH₂)₂NH}₂H₂Cl, **2**, in moderate yield (42%) as a white powder after workup, Figure 2. A more convenient route

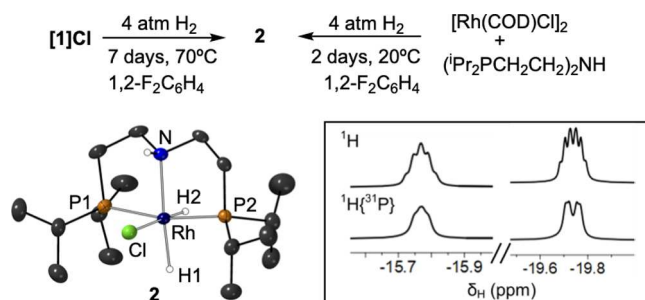


Figure 2. Synthesis of **2** and its molecular structure (displacement ellipsoids shown at 50%, selected H shown). See the Supporting Information for selected metrical data. Inset shows the hydride signals in the ¹H/¹H{³¹P} NMR spectra (C₆D₆).

to **2** involves direct combination of [Rh(COD)Cl]₂, the PNHP ligand, and H₂ (2 days at 298 K, 1,2-F₂C₆H₄) to give **2** in 85% isolated yield as an analytically pure microcrystalline solid. Complex **2** was characterized by single-crystal X-ray diffraction that shows a meridional κ^3 -PNHP ligand, with the now coordinated chloride ligand *syn* to the N–H group and two hydride ligands (located, $R(2\sigma) = 3.2\%$). NMR data (THF-*d*₆) are in full agreement with this structure: a single environment is observed in the ³¹P{¹H} NMR spectrum [δ 75.7, $J(\text{RhP}) = 115$ Hz], in the ¹H NMR spectrum the NH group is observed at δ 3.69, and two chemically inequivalent hydrides, δ –16.32 (H1) and δ –19.84 (H2), show coupling to each other, ³¹P, and ¹⁰³Rh, Figure 2. A ¹H NOESY experiment shows no correlation between NH and hydride signals. As we show such correlations are operative when a hydride ligand is *syn* to the NH (vide infra, complex **3**), we use their absence in **2** as confirmation that the structure observed in the solid-state is retained in solution. Surprisingly **2** is a rare example of a

crystallographically characterized Rh(PNHP) complex.^{57a} Co and Ir analogues of **2** are known.^{57b,c}

As will be discussed in Section 2.3, complex **2** is a key species observed in the catalytic manifold of H₃B·NMeH₂ dehydropolymerization using [1]Cl as a precatalyst. Complex [1]Cl reacts with H₃B·NMeH₂ relatively quickly under such conditions, so that complete consumption occurs after only 300 s to ultimately afford **2** and polyaminoboranes, reflected in the short induction periods observed in catalysis (Section 2.2) starting from [1]Cl. This is in contrast to the very slow reaction with H₂, this being similar to that reported for related 5 coordinate, 18-electron, Rh(I) diene complexes.^{57,58} Attempts to make complexes analogous to [1]Cl or **2** with the PNMeP⁴⁰ ligand were unsuccessful—leading to intractable mixtures of products.

2.2. Baseline the Dehydropolymerization of H₃B·NMeH₂: Conversion, Selectivity, Reaction Conditions.

With precatalyst [1]Cl in hand, we tested its efficacy for dehydropolymerization using commercially sourced, as supplied, H₃B·NMeH₂ in THF solvent (from a drying column). The use of THF is advantageous compared with commonly used 1,2-F₂C₆H₄, as H₃B·NMeH₂ is much more soluble in THF (~0.22⁴⁶ and ~16 M,⁵⁹ respectively). The catalyst was trialed under conditions of H₂ evolution measurement (eudiometer, jacketed Schlenk at 293 K) to establish reaction progress. This was done both with and without special precautions for ingress of air, and also in a vial open to the air (Table 1). Under all conditions, using 0.5 mol % [1]Cl (1 M

Table 1. GPC Characterization Data for Different Conditions Using Precatalyst [1]Cl^a

conditions	conversion (selectivity) ^b	M_n^c (g mol ⁻¹)	\mathcal{D}	yield (%) (mg) ^d
eudiometer ^e	99 (98)	73 200	1.8	79 (85)
eudiometer ^f	98 (99)	70 800	1.6	96 (103)
open vial ^g	100 (99)	68 500	1.7	89 (205)

^a1 M H₃B·NMeH₂ (112 mg), 0.5 mol % [1]Cl, 293 K, THF (2.5 mL). ^bMeasured using ¹¹B NMR spectroscopy by sampling the reaction mixture, %. ^cGPC relative to polystyrene standards. ^dIsolated polymer. ^eSet up under Ar initially. ^fNo special precautions taken for the ingress of air during set up. ^g224 mg scale, 30 min (unoptimized).

H₃B·NMeH₂), polyaminoborane (H₂BNMeH)_n is selectively produced in high isolated yield, by precipitation from pentane, with a consistent degree of polymerization ($M_n \sim 71\,000$ g mol⁻¹) and dispersity ($\mathcal{D} \sim 1.7$). The reactions take ~10 min and are accompanied by vigorous H₂ evolution (Movie S1). Eudiometric measurement showed 1 equiv of H₂ was released. Figure S1 shows overlaid GPC data of the isolated polymer. NMR spectra (CDCl₃, Figure S45–49) are very similar to those previously reported.^{18,38,46} For example a broad peak is observed in the ¹¹B NMR spectrum (δ –6.7), {H₂BNMeH} signals in the ¹H NMR spectrum,⁶⁰ and broad and sharper NMe signals in the ¹³C{¹H} NMR spectrum, that may relate to polymer tacticity.¹⁸ There was no evidence for in situ depolymerization^{27,28} up to 2 h after H₂ evolution had stopped. Isolated polymer is air-stable for 6 months (¹¹B NMR spectroscopy, GPC). [1]Cl thus presents a robust and reliable

catalyst system. The degree of polymerization is unaffected by the H₂ atmosphere that is quickly established under eudiometric conditions, unlike for some cationic Rh-based precatalysts, where significantly smaller degrees of polymerization are noted.^{43–45}

2.3. Kinetics of H₂ Release, Variation in Catalyst Loading, and On-Cycle Speciation. With the efficacy of [1]Cl as a dehydropolymerization precatalyst established, the kinetics of H₂ evolution were interrogated. This is a reasonable proxy for the dehydrogenation of H₃B·NMeH₂ to form H₂B=NMeH given the high selectivity and conversions measured. Figure 3 shows kinetic plots using different precatalyst loadings

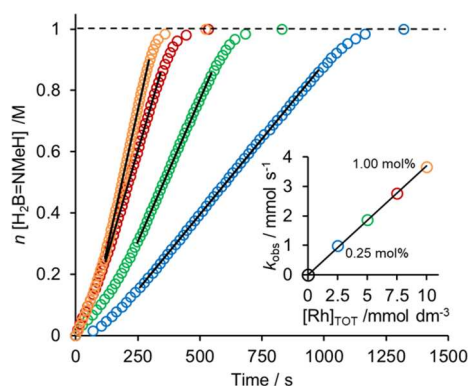


Figure 3. H₂B=NMeH equivalents from H₂ evolution (eudiometer) for the dehydropolymerization of H₃B·NMeH₂ (1 M, THF, 293 K) varying [Rh]_{TOT} using [1]Cl. Lines are of best fit in the pseudo-zero-order region. Dotted line represents 1 equiv of H₂. Inset shows [Rh]_{total} versus *k*_{obs}.

Table 2. Rate Constants for H₂ Evolution, and Polymer Characterization, with Changing mol % of [1]Cl^a

[Rh] _{total} (mol %)	<i>k</i> _{obs} (M s ⁻¹) (× 10 ⁻³)	<i>M</i> _n ^b (g mol ⁻¹)	<i>D</i>	selectivity (% yield) ^c
0.25	0.99(1)	74 600	1.8	97 (97)
0.50	1.86(1)	70 800	1.6	99 (89)
0.75	2.77(1)	70 200	1.6	95 (89)
1.00	3.67(2)	71 200	1.6	95(93)

^a1 M H₃B·NMeH₂ (110 mg), jacketed Schlenk at 293 K, THF (2.5 mL). No special precautions taken for the ingress of air during set up. ^bGPC relative to polystyrene standards. ^cMeasured using ¹¹B NMR spectroscopy by sampling the reaction mixture, % yield of isolated polymer.

(0.25 to 1 mol %, 1 M H₃B·NMeH₂), and Table 2 gives calculated *k*_{obs} and polymer characterization data. Figure S4 presents overlaid GPC data for isolated polymer. There is no evidence for the formation of Rh_(s), while a Hg drop test and substoichiometric PMe₃ experiments are consistent with a homogeneous catalyst system operating (Figure S3).⁶¹ Recharging (100 equiv) resulted in immediate, fast catalysis with no induction period, while changing [H₃B·NMeH₂] to 1.5 M (0.5 mol % [1]Cl) resulted in no change in *k*_{obs} but a shorter induction period (Figure S5).

These data are notable in five ways: (i) there is an induction period that gets longer with lower catalyst loadings;⁶² (ii) post-induction there is a significant pseudo-zero-order regime that decelerates at high conversions; (iii) there is a first order

relationship of *k*_{obs} with [Rh]_{total} (inset) indicative of no significant nuclearity equilibria;^{43,44,63} (iv) the degree of polymerization and dispersity is insensitive to catalyst loading (*M*_n ~ 71 000 g mol⁻¹, *D* ~ 1.6); (v) the reaction is relatively fast, so that even at 0.25 mol % (1 M H₃B·NMeH₂) complete conversion is observed in 20 min.

The catalyst system (1 mol %, [1]Cl, THF-*d*₈) was interrogated by periodic sampling and analysis by ³¹P{¹H} and ¹H NMR spectroscopy on cooling the sample to 185 K to effectively halt turnover and mitigate against H₂ pressure buildup in a closed system. Carefully controlled rapid warming to 293 K restarted catalysis. Figure 4 shows how the speciation

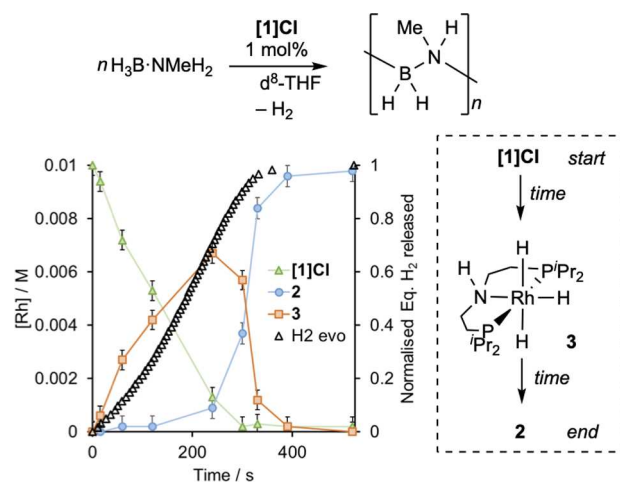


Figure 4. Temporal plot of speciation during catalysis as measured using ¹H, ³¹P{¹H} NMR spectroscopy at 185 K (1 mol %, THF-*d*₈) and H₂ evolution for catalyst [1]Cl.

of this system evolves with time, overlaid with separate H₂ evolution measurements to chart progress. This shows the steady consumption of [1]Cl to form a new dominant complex, 3. At the late stages of catalysis, where there is a rate deceleration, the concentration of 3 drops rapidly to be replaced by 2—which becomes the only organometallic species observed at the end of catalysis. The sigmoidal evolution of the overall kinetics thus reflects catalyst speciation, and suggests that complex 3 represents the catalyst resting state. Figures S29 and S30 show the salient ¹H and ³¹P{¹H} NMR spectra. Notably, complex 2 is present in low concentrations from early in catalysis, while 3 is never the sole organometallic component, reaching a maximum of ~70% of [Rh]_{total} after 240 s, with the mass balance shared equally between precatalyst [1]Cl and eventual final product 2.

The new species, 3, was initially identified in situ by three, equal integral, hydride signals being observed at δ -8.42, -9.52, and -18.39 in the ¹H NMR spectrum, even at very early stages of catalysis (e.g., 15 s), the intensities of which track with a new signal in the ³¹P{¹H} NMR spectrum at δ 88.6 [J(RhP) = 112 Hz]. These data identify 3 as Rh{κ³-Pr₂PCH₂CH₂)}₂NH}H₃. As the reaction evolves the hydride signals subtly, but progressively, shift: so close to the end of catalysis at low [H₃B·NMeH₂] (300 s), they are observed at δ -8.52, -8.93, and -18.27. These data are very similar to independently in situ synthesized, pale yellow 3 (eq 1) measured at 185 K (δ -8.53, -8.83, and -18.24), for which the hydride signals were individually assigned, Figure 5, aided by NOESY experiments.⁶⁴ Signals due to complexes [1]Cl or 2

do not change significantly as catalysis proceeds. The Co and Ir analogues of **3** are known.^{57b,c}

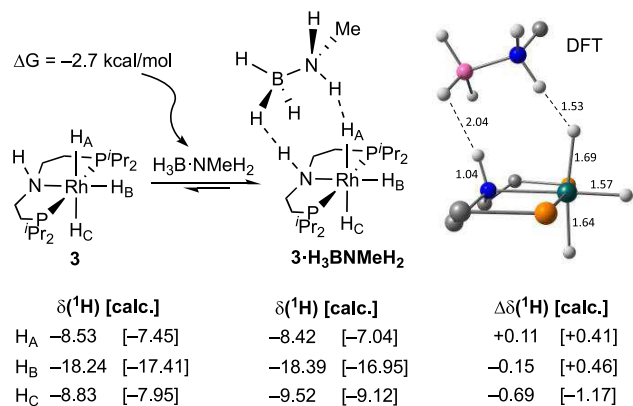
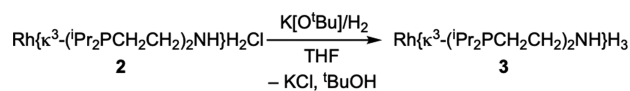


Figure 5. Proposed equilibrium between **3** and **3·H₃BNMeH₂**, DFT calculated structure of the adduct (ⁱPr groups and backbone H atoms omitted for clarity), and comparison of experimental and calculated chemical shifts (B3LYP/TZP/ZORA).

These data suggest H₃B·NMeH₂ interacts with **3** via H···H dihydrogen bonds⁶⁵ to form the outer-sphere adduct **3·H₃BNMeH₂**, the position of this rapid equilibrium being dependent on [H₃B·NMeH₂]. DFT calculations (see [Scheme 5](#) for method) confirm that such an adduct is thermodynamically favored ($\Delta G = -2.7$ kcal/mol), and also show that the largest chemical shift change is associated with H_C, as experimentally determined, [Figure 5](#).⁶⁶ While such adducts have been proposed computationally as intermediates in amine borane dehydrogenation,^{27,39,40,67} they are rarely observed in solution.^{68,69}

Given that the chloride-containing complex **2** is observed to be formed during turnover conditions, and is the final organometallic complex at the end, its role as a precatalyst was investigated. Under the same conditions as for **[1]Cl**, dehydropolymerization was followed by H₂ evolution and catalyst speciation by NMR spectroscopy.

[Figure 6](#) shows that there is no appreciable induction period for H₂ evolution, zero-order kinetics are observed, and 1 equiv of hydrogen is released. Noticeable at 0.25 mol % loading is an initial burst of faster turnover, followed by a slower zero order regime. Moreover, k_{obs} measured for [Rh]_{TOT} at 1, 0.5, and 0.25 mol % (zero order regime) do not scale in a simple first order relationship: $7.50(1) \times 10^{-3}$, $2.76(1) \times 10^{-3}$, and $0.60(1) \times 10^{-3}$ M s⁻¹, respectively. Polyaminoborane was formed in all cases, but selectivity (83–94%), molecular weight ($M_n = 49\,000\text{--}71\,000$ g mol⁻¹), and dispersity (1.6–1.9) were not as consistent as when using **[1]Cl** ([Table S4](#)) over different catalyst loadings.

These observations suggest the involvement of a trace reactant that disproportionately affects lower catalyst loadings of **2** but not **[1]Cl**, the concentration of which can be estimated from a $k_{\text{obs}}/[\text{Rh}]_{\text{TOT}}$ plot as ~ 0.0019 M ([Figure S7](#)). We suggest H₂O as the source, from the column-dried THF: a concentration confirmed by Karl Fischer titration (~ 30 ppm). Adjusting [Rh]_{total} for this leads to a first-order relationship with k_{obs} that passes through the origin ([Figure 6](#), inset A). We

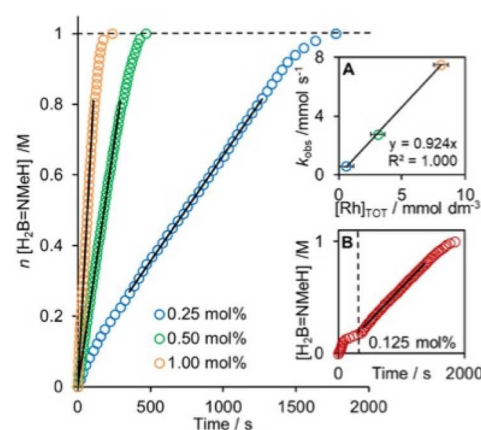


Figure 6. H₂B=NMeH equivalents from H₂ evolution (eudiometer) for the dehydropolymerization of H₃B·NMeH₂ (1 M, THF, 293 K) varying [Rh]_{TOT} using **2**. Lines are of best fit in the pseudo-zero-order region. Dotted line represents 1 equiv of H₂. (Inset A) k_{obs} versus [Rh]_{TOT} assuming 0.0019 M trace water (35 ppm). (Inset B) 0.125 mol % and 0.125 mol % recharge at marked time.

suggest that for precatalyst **[1]Cl** the observed induction period allows for trace H₂O to be reacted out with H₃B·NMeH₂ to form insoluble borates, possibly by catalytic hydrolysis.⁷⁰ We cannot discount that such reactivity also helps activate the catalyst, as using stills-dried THF (Na, ~ 5 ppm of H₂O) results in longer induction periods.⁷¹ The role of trace water in catalyst activation and speciation is well established.^{72–75} Consistent with our hypothesis, using a loading of 0.125 mol % (0.00125 M, **2**) that is lower than the trace contaminant results in an initial burst of catalysis followed by an effective halt—consistent with catalyst decomposition during turnover (inset B). Recharging with a further 0.125 mol % **2** restarted turnover, with a zero-order temporal profile and k_{obs} as measured for 0.25 mol % [$0.59(1) \times 10^{-3}$ M s⁻¹] in line with removal of ~ 30 ppm water.

Catalyst speciation studies (1 mol %, THF-*d*₈) showed the rapid formation of **3/3·H₃BNMeH₂**, being observed with **2** in a 0.85:0.15 ratio respectively during productive turnover, [Figure 7A](#). At the end of catalysis (155 s) complex **2** is returned as the sole organometallic product. These data support a [H₃B·NMeH₂]-dependent relationship between these species, that favors the ensemble of **3** as the dominant resting state [**2**:**3** = 15:85], and also confirms that the induction period observed with **[1]Cl** is due to its relatively slower consumption to give **2/3**. We return to this in [Section 2.5](#).

2.4. Isotope-Labeling Experiments and Eyring Analysis. The effect of isotopic substitution on the reaction profiles and speciation was probed using the isotopologues H₃B·NMeD₂ and D₃B·NMeH₂,²⁹ and catalyst **2**. H₃B·NMeD₂ ([Figure 7B](#)) retained a zero-order profile for H₂ evolution, albeit turnover was much slower and there is an apparent, subtle, induction phase. Using D₃B·NMeH₂ ([Figure 7C](#)) resulted in a significant deceleratory curvature, suggesting an isotopologue-dependent change in rate-determining step or catalyst speciation, as has been noted before.⁴⁰ Compared with H₃B·NMeH₂, speciation studies showed a progressive change in the position of the resting state using D₃B·NMeH₂, that more rapidly moved to **2**, while for H₃B·NMeD₂ the **2**:**3** ratio remains stable but even more in favor of **3** ($\sim 5:95$). Thus, the curvature observed using D₃B·NMeH₂ supports the hypothesis

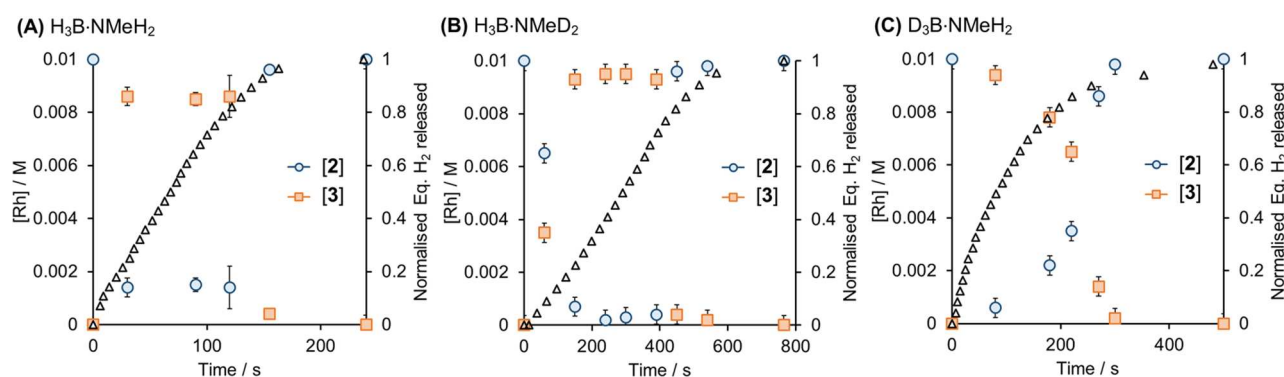


Figure 7. Temporal plots of speciation for catalyst 2 as measured using ^1H , $^{31}\text{P}\{^1\text{H}\}$ NMR spectroscopy at 185 K (1 mol %, THF- d_8) and H_2 evolution (1 mol %, THF- d_8 , 298 K) using (A) $\text{H}_3\text{B}\cdot\text{NMeH}_2$, (B) $\text{H}_3\text{B}\cdot\text{NMeD}_2$, and (C) $\text{D}_3\text{B}\cdot\text{NMeH}_2$.

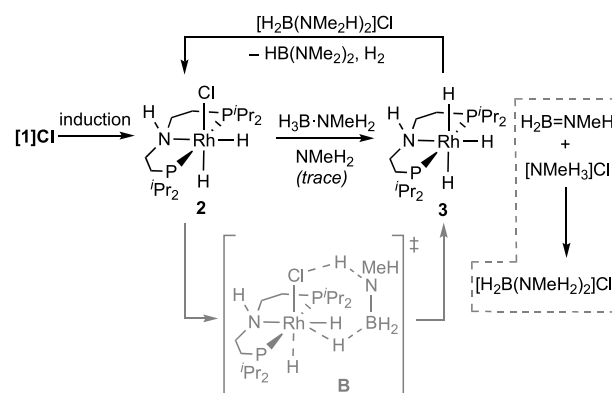
that 3 is the true catalyst while 2 sits off-cycle. By measuring the maximum rate at the early stages of catalysis, when 3 sits as the dominant (85–95%) species, $k_{\text{Hobs}}/k_{\text{Dobs}}$ are estimated to be close to unity for BH/BD, $1.5 \geq \text{KIE} \geq 1.0$, and show a significant primary effect for NH/ND, $3.3(2)$. While these values must be interpreted with caution given the changes in reaction profiles and speciation between 2 and 3, especially with $\text{D}_3\text{B}\cdot\text{NMeH}_2$, they qualitatively support N–H bond breaking being involved in the turnover determining manifold, while B–H cleavage is not. Use of [1]Cl shows similar isotope effects, post observed induction period, which notably gets longer using $\text{H}_3\text{B}\cdot\text{NMeD}_2$. Deuterated polymer²⁹ is formed in all cases (Table S7).⁷⁶

By varying the temperature of dehydropolymerization between 288 and 303 K (0.5 mol % 2, $\text{H}_3\text{B}\cdot\text{NMeH}_2$) a resulting Eyring analysis (Figure S6, using trace contaminant and speciation corrected [3]) leads to an estimation of the activation barriers: $\Delta H^\ddagger = 16(2)$ kcal mol⁻¹, $\Delta S^\ddagger = -5(8)$ cal K⁻¹ mol⁻¹, and $\Delta G(298 \text{ K}) = 17(3)$ kcal mol⁻¹. There is very little change in isolated polymer using these different reaction temperatures ($M_n = 71\,000\text{--}81\,200$ g mol⁻¹).

2.5. Mechanism of Dehydrogenation. The kinetics of H_2 release, speciation studies, and isotope effects allow for a plausible mechanism for the dehydrogenation of $\text{H}_3\text{B}\cdot\text{NMeH}_2$ to be proposed and interrogated using computational methods. Before this is presented the likely processes that operate to connect 2 and 3 are briefly discussed.

That 2 and 3 are both observed during catalysis, their ratio during turnover is dependent on the isotopologue of $\text{H}_3\text{B}\cdot\text{NMeH}_2$ used, and 3 reverts to 2 at low $[\text{H}_3\text{B}\cdot\text{NMeH}_2]$, shows they are connected by a finely balanced reaction network. We suggest this is as shown in Scheme 3. Informed by studies of Shubina⁶⁸ and Bawerics³⁵ on the reaction of group-9 hydrido halides with $\text{H}_3\text{B}\cdot\text{NMe}_2\text{H}$, or $\text{H}_3\text{B}\cdot\text{NMeH}_2$, that results in a close to ergo-neutral chloride/hydride metathesis; the conversion of 2 to 3 by $\text{H}_3\text{B}\cdot\text{NMeH}_2$ is proposed to proceed via transition state B to give 3 and $\text{H}_2\text{B}=\text{NMeH}/[\text{NMeH}_3]\text{Cl}$ in the presence of trace⁴⁴ NMeH_2 that forms from B–N bond cleavage in $\text{H}_3\text{B}\cdot\text{NMeH}_2$. These two coproducts would likely combine to afford the boronium chloride $[\text{H}_2\text{B}(\text{NMeH}_2)_2]\text{Cl}$.⁷⁷ Stoichiometric reaction of in situ generated 3⁷⁸ with $[\text{H}_2\text{B}(\text{NMeH}_2)_2]\text{Cl}$ ⁷⁹ in THF- d_8 results in the rapid (time of mixing) reformation of 2 alongside $\text{HB}(\text{NMe}_2)_2$ ⁸⁰ and H_2 (observed as bubbles). As the forward (2 to 3) and back (3 to 2) reactions involve B–H/N–H and N–H bond breaking respectively, the relative ratios of 2:3, as well as any observed induction periods, will be likely influenced by H/D

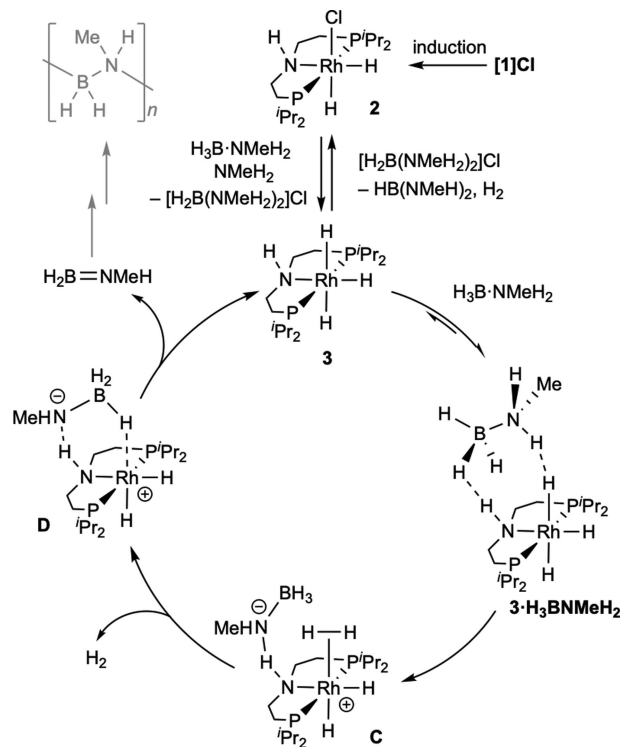
Scheme 3. Interchange between 2 and 3



isotopologues of $\text{H}_3\text{B}\cdot\text{NMeH}_2$ —as is observed in Figure 7. In situ generated 3 (i.e., in the absence of boronium) is an active catalyst, turning over at rates very similar to precatalyst 2 [0.5 mol %, $k_{\text{obs}} = 2.17(4) \times 10^{-3}$ M s⁻¹ and $2.59(5) \times 10^{-3}$ M s⁻¹ respectively].

Scheme 4 shows a proposed catalytic cycle that captures our observations, informed by computational studies (vide infra), and also builds upon work by Schneider and Bawerics who invoke $\text{ML}_n\{(\text{Pr}_2\text{PCH}_2\text{CH}_2)_2\text{NH}\}$ complexes as key intermediates [$\text{ML}_n = \text{RuH}_2(\text{PMe}_3)$,⁴⁰ FeH_2CO ^{27,39}] in amine-borane dehydrogenation using the bifunctional PNHP ligand. Starting from 2 (itself coming from [1]Cl), under conditions of high $[\text{H}_3\text{B}\cdot\text{NMeH}_2]$, resting state 3 rapidly forms, which sits as the outersphere adduct $3\cdot\text{H}_3\text{B}\cdot\text{NMeH}_2$ (Figure 5). N–H transfer to Rh–H forms an amidoborane dihydrogen intermediate C, that undergoes H_2 loss to give D. B–H hydride transfer and elimination of $\text{H}_2\text{B}=\text{NMeH}$ (see Section 2.6) returns 3. This scheme captures the induction period starting for [1]Cl, initial zero-order kinetics when starting from 2 (i.e., a resting state of $3\cdot\text{H}_3\text{B}\cdot\text{NMeH}_2$), and the changes in resting state between 3 and 2 as $\text{H}_3\text{B}\cdot\text{NMeH}_2$ is consumed. As boronium $[\text{H}_2\text{B}(\text{NMeH}_2)_2]\text{Cl}$ is suggested to be a coproduct in the formation of 3 from 2, and is also consumed to regenerate 2, the ratio of $3:[\text{H}_2\text{B}(\text{NMeH}_2)_2]\text{Cl}$ would be expected to remain constant. While off-cycle 2 is observed at low concentrations throughout, at the late stage of catalysis the back reaction with $[\text{H}_2\text{B}(\text{NMeH}_2)_2]\text{Cl}$ becomes dominant, so that 2 is returned as the only organometallic product at the end. Doping 1 equiv $[\text{H}_2\text{B}(\text{NMeH}_2)_2]\text{Cl}$ at the start of catalysis (2, 1 mol %) initially gives 3:2 in a ratio the same within error to the undoped experiments, but 2 becomes

Scheme 4. Proposed Catalytic Cycle



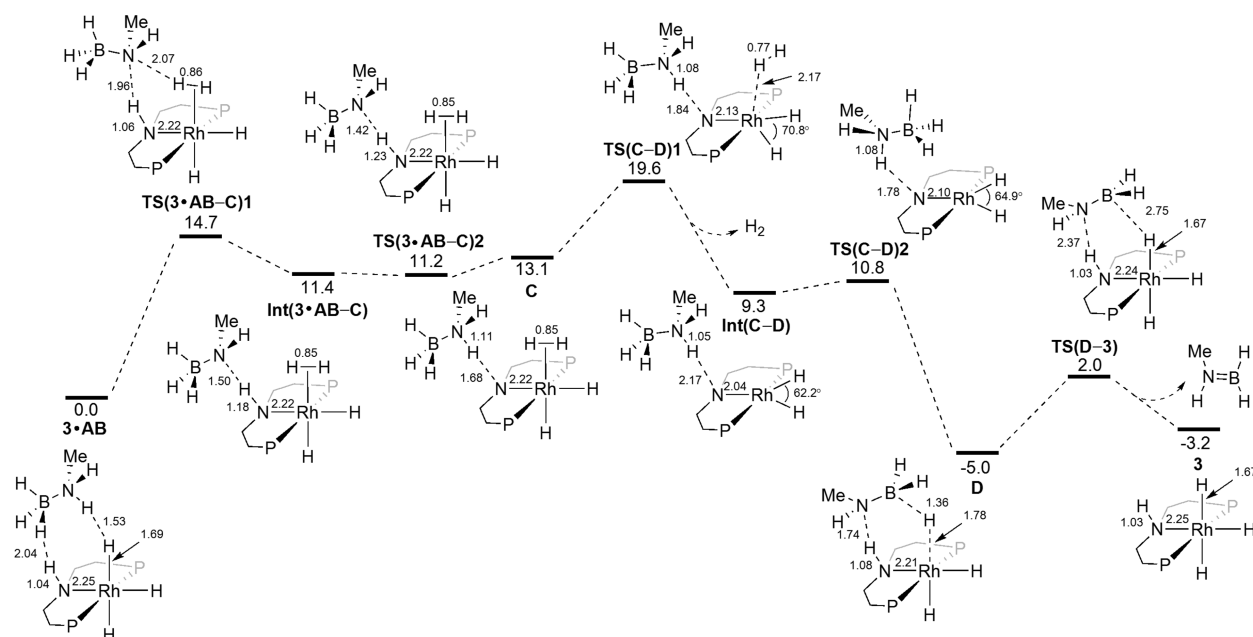
dominant earlier, at higher $[H_3B \cdot NMeH_2]$ (Figure S11). Initial rate measurements, on doped and undoped experiments, that probe the very early stages of catalysis, reflect this early speciation [$k_{obs} = 11.4(4) \times 10^{-3} M s^{-1}$ and $11.7(6) \times 10^{-3} M s^{-1}$, respectively]. Consistent with this observation $[H_2B(NMe_2H)_2]Cl$ does not catalyze the dehydropolymerization of $H_3B \cdot NMeH_2$ under the conditions we use (1 mol %, THF, 1

M, 293 K),⁸¹ while 3, or other neutral hydride catalysts such as $[Rh(DPEphos)H_2]_2$,⁴⁴ are active catalysts when generated in the absence of boronium (vide supra). However, we cannot fully discount that added boronium plays a role in dehydropolymerization, in addition to chain transfer (Section 2.6), especially at the later stages of catalysis when 2 is dominant in the evolved reaction mixture.^{46,52,53}

We propose that complex 3 is the actual catalyst, while 2 is dormant, as complex 2 is always observed with the N–H/Rh–Cl groups *syn* disposed, and so adducts such as $3 \cdot H_3B \cdot NMeH_2$, and thus intermediates such as C, do not form. This may be due to the reaction between 3 and $[H_2B(NMeH_2)_2]Cl$, that returns 2, being templated by Rh–H/N–H groups through nonclassical dihydrogen bonds.⁸²

It was not possible to determine whether D is incorporated into the methylene backbone of the ligand when using D-labeled amine-boranes, and thus whether an amine/amide ligand cooperative mechanism operates,⁸³ as polymer signals obscured the aliphatic region of the $^1H/^2H$ NMR spectra. As isotope labeling experiments indicate that N–H activation is involved either at, or in a preceding equilibrium with, the turnover limiting step DFT calculations were performed to clarify the details of the mechanism (see the Supporting Information for full details of the method used).

The computed free energy reaction profile for amine-borane dehydrogenation at 3 is shown in Scheme 5. Starting from adduct $3 \cdot H_3BNMeH_2$ (abbreviated to $3 \cdot AB$ in Scheme 5 and in the ensuing discussion) an initial proton transfer from the amine-borane onto the hydride ligand *syn* to the ligand N–H bond proceeds with a barrier of $14.7 \text{ kcal mol}^{-1}$ to give $Int(3 \cdot AB-C)$ at $+11.4 \text{ kcal mol}^{-1}$. $Int(3 \cdot AB-C)$ features a strong H-bond between an amidoborane moiety and the ligand N–H bond ($H \cdots N = 1.50 \text{ \AA}$) and this corresponds to intermediate C in Scheme 4; however, prior to H_2 dissociation a second

Scheme 5. Computed Free Energy Reaction Profile (kcal mol^{-1}) for the Dehydrogenation of Amine-Borane Starting from Precursor Adduct $3 \cdot H_3BNMeH_2$ (Abbreviated to $3 \cdot AB$)^a

^aSelected distances and angles are shown in Å and degrees; P = P^iPr_2 . Level of theory: BP86[D3BJ,THF]/Def2TZVP//BP86/SDD (Rh, P, with polarization on P); 6-31G** on other atoms.

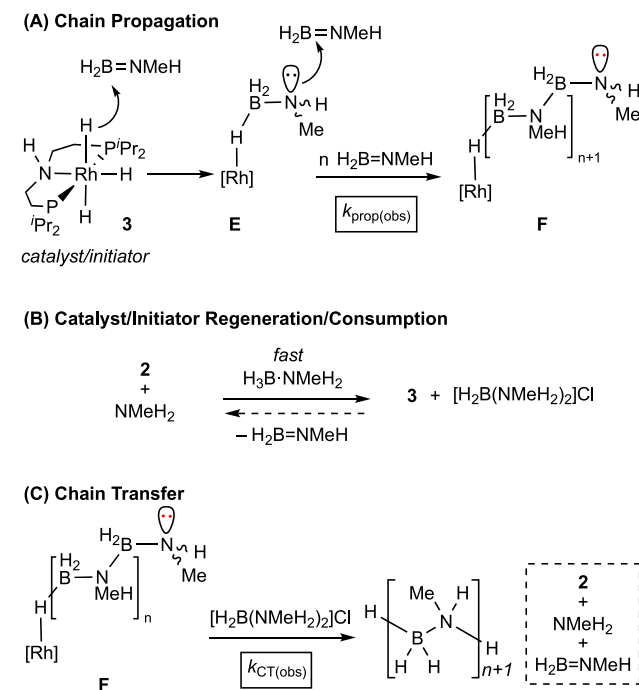
proton transfer reforms $\text{H}_3\text{B}\cdot\text{NMeH}_2$ which is then H-bonded to an amido group within the PNP ligand backbone. From here H_2 dissociation proceeds via **TS(C–D)1** at +19.6 kcal/mol to form **Int(C–D)**. This species exhibits a distorted trigonal bipyramidal geometry with a very narrow H–Rh–H angle of 62.2°; such a Y-shaped arrangement of the equatorial (here N,H,H) ligands is typical of a d^6 $\text{M}(\text{H})_2\text{XL}_2$ species featuring a π -donor ligand, X.⁸⁴ π -donors can labilize *cis* ligands, and amide ligands, as powerful π -donors, are among the most effective in this regard.⁸⁵ Evidence that π -donation from the amido ligand assists H_2 dissociation is seen in the progressive shortening of the Rh–N distance as this proceeds (**C**: 2.22 Å; **TS(C–D)1**: 2.13 Å; **Int(C–D)**: 2.04 Å) and the concomitant planarization of the amido N (sum of angles at N: **C**: 330.2°; **TS(C–D)1**: 341.6°; **Int(C–D)**: 354.8°). Access to this π -stabilization⁸⁶ therefore explains the need for the additional proton transfer step between **Int(3·AB–C)** and **C**.⁸⁷ After H_2 loss, facile rotation of the amine-borane moiety in **Int(C–D)** forms **D** in which the N–H proton has already transferred onto the amide N and one B–H hydride is bridging the B and Rh centers (B–H = 1.36 Å; Rh···H = 1.78 Å). The incipient aminoborane is therefore readily lost via **TS(D-3)** at +2.0 kcal mol⁻¹ to form **3** that, upon adduct formation with another amine-borane substrate molecule, can restart the catalytic cycle.⁸⁸

Scheme 5 indicates that amine-borane dehydrogenation proceeds with an overall barrier of 19.6 kcal mol⁻¹, in good agreement with the experimentally determined value of 17(3) kcal mol⁻¹. The incipient loss of H_2 in the turnover-determining transition is consistent with the close to zero experimentally measured entropy of activation. Dehydrogenation involves a pre-equilibrium featuring initial N–H deprotonation of the amine-borane followed by rearrangement and rate-limiting H_2 loss via **TS(C–D)1**. Rate constants derived from the barriers in **Scheme 5** gave a computed $k\text{H}/k\text{D}$ value of 4.4, whereas a value of 1.0 was found when comparing H_3BNMeH_2 with D_3BNMeH_2 (see **Supporting Information**). This model compares well with the experimentally measured $k\text{H}_{\text{obs}}/k\text{D}_{\text{obs}}$.

2.6. Proposed Mechanism for Propagation and Chain Transfer. The consistent degree of polymerization, that is not significantly affected by catalyst loading, and relatively narrow dispersities measured for all polymer samples (**Tables 1** and **2**), point to a controlled, chain-growth, polymerization. Comparison with noncatalyzed systems, that generate $\text{H}_2\text{B}=\text{NMeH}$ in situ and show much broader dispersities³¹ or oligomer³² formation, suggests that the catalyst **3** also acts as an initiator in chain propagation, i.e., in a bifunctional role.^{18,40,44} As demonstrated, **3** is observed on cycle as the major species, moving to **2** at late stages, and the rate of generation of amino-borane scales, as measured by H_2 evolution, positively with **[3]** (**Figures 4** and **7A**). We now extrapolate these observations to a plausible mechanism of chain growth and transfer, informed by prior computational studies on head-to-tail coupling of amino-boranes.^{30,47,89}

Scheme 6A shows the proposed initiation step for polymerization, by the formation of a pendant amido-borohydride,⁹⁰ **E**, through coordination of $\text{H}_2\text{B}=\text{NMeH}$ with **3**. This develops a lone pair on N, which then undergoes a head-to-tail B–N bond forming event with a subsequent equivalent of $\text{H}_2\text{B}=\text{NMeH}$. Repeating this process propagates a polymer chain from the Rh center, **F**, as shown computationally to be a very low barrier process for catalyst/initiator

Scheme 6. Proposed Chain Propagation (A); Catalyst/Initiator Regeneration (B); Chain Transfer (C)



or stoichiometric amine initiators.³⁰ As premonomer $\text{H}_3\text{B}\cdot\text{NMeH}_2$ is necessary for both the formation of **3** (**Scheme 4**) and the generation, mediated by **3**, of the actual monomer, $\text{H}_2\text{B}=\text{NMeH}$, (**Scheme 6B**) the (catalyst/initiator):monomer ratio might be expected to remain constant. As signaled by narrow dispersities of isolated polymer, chain transfer processes are also geared with propagation. By invoking boronium, $[\text{H}_2\text{B}(\text{NMeH}_2)_2]\text{Cl}$ as a chain transfer agent (**Scheme 6C**), as previously shown for the $\text{Rh}(\text{DPEphos})\text{H}_2$ catalyst system,⁴⁴ this requirement is satisfied, if **2** is also reformed in this process. This is due to $[\text{H}_2\text{B}(\text{NMeH}_2)_2]\text{Cl}$ being regenerated as a coproduct alongside **3** and thus its concentration will also be controlled by $[\text{H}_3\text{B}\cdot\text{NMeH}_2]$. While the zero-order kinetics simplify any analysis somewhat, our general hypothesis is that this cascade polymerization is precisely geared around the concentration of premonomer $\text{H}_3\text{B}\cdot\text{NMeH}_2$, and thus $k_{\text{prop}(\text{obs})}/k_{\text{CT}(\text{obs})}$ remains relatively unchanged throughout catalysis—leading to a consistent degree of polymerization and relatively narrow dispersities.

Support for this hypothesis comes from increasing the relative concentration of chain-transfer agent and its effect on the degree of polymerization. Conveniently synthesized $[\text{H}_2\text{B}(\text{NMe}_2\text{H})_2]\text{Cl}$ ⁷⁹ was used for this, and the reaction was performed under conditions where no special precautions were taken for the ingress of air. Doping in 0–2 equiv (per $[\text{Rh}]$) of $[\text{H}_2\text{B}(\text{NMe}_2\text{H})_2]\text{Cl}$ with **[1]Cl** (0.5 mol %, 1 M $\text{H}_3\text{B}\cdot\text{NMeH}_2$) showed a progressive shortening of the isolated polymer (68 500 g mol⁻¹ to 37 900 g mol⁻¹ respectively), while dispersities remained relatively narrow (1.6–1.8). Polymer yield and selectivity remained excellent (**Table S9**). **Figure 8** shows a resulting Mayo-type analysis of added [boronium]/ $[\text{H}_3\text{B}\cdot\text{NMeH}_2]$ versus $1/M_n$ that strongly supports boronium acting as a chain transfer agent.

2.7. Practical Synthesis of Polyaminoborane on 10 g Scale at 0.01 mol % (12 ppm) Catalyst Loadings. With a robust, controlled, polymerization system in hand we

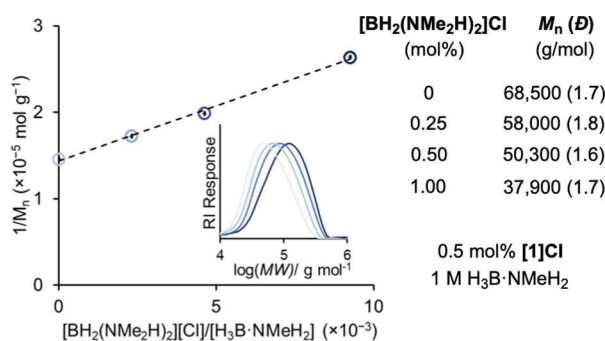


Figure 8. Mayo analysis of added boronium doping. Inset shows overlaid GPC traces of isolated polymer samples.

investigated scaling up to useful amounts for materials processing applications (10 g). Using [1]Cl at 0.01 mol % loading and high concentrations of $[\text{H}_3\text{B-NMeH}_2]$ (5 M, 45 cm^3 THF) dehydropolymerization can be carried out in a beaker without any precautions for ingress of air (Figure 9) on a synthetically useful time scale (2 h, unoptimized). The Supporting Information (Movie S2) shows this process in more detail.




Figure 9. Air-tolerant dehydropolymerization. (A) 10 g $\text{H}_3\text{B-NMeH}_2$ and 12 mg (12 ppm) [1]Cl. (B) 45 cm^3 THF (induction period \sim 10 min). (C) H_2 evolution. (D) Isolated polymer after precipitation (pentane) and drying (\sim 9.3 g).

The polyaminoborane formed is of high molecular weight, similar to that obtained on smaller scales (Tables 1 and 2), with high yield (97%), selectivity (98%, by ^1H NMR spectroscopy), and relatively narrow dispersity with a symmetrical molecular weight distribution: $M_n = 78\,100\text{ g mol}^{-1}$, $\bar{D} = 1.7$. Reproducibility was shown over three separate batches (Table S10, Figure S12). Chain control using boronium was also possible on this 10 g scale. Addition of 1 mol % $[\text{H}_2\text{B}(\text{NMe}_2\text{H})_2]\text{Cl}$ to a large scale dehydropolymerization (0.01 mol % [1]Cl) produced polyaminoborane selectively (99%) and in high isolated yield (93%) but at considerably shorter degrees of polymerization, $M_n = 24\,000\text{ g mol}^{-1}$, $\bar{D} = 1.7$.

2.8. Materials Characterization. In addition to GPC and NMR spectroscopic characterization, polyaminoborane samples of varying molecular weight were analyzed by DSC and TGA thermal analysis, Table 3: coming from eudiometric studies (entries 1–2), open vial boronium doping (entries 3–6), and different concentrations/large scale syntheses (entries 7 and 8). These data provide information on polymer physical properties that can then be applied in polymer processing, i.e., glass transition temperature (T_g) and the temperature of polymer decomposition (T_{dec}).

The thermal mass loss (TGA) behavior of all polymer samples can be characterized by two events, for which Figure 10A presents a representative trace. First is a minor mass loss

Table 3. Thermal Analysis of Polymer Samples

entry	$[\text{Rh}]_{\text{TOT}}$ (mol %)	M_n^e (g mol^{-1})	T_g^f ($^\circ\text{C}$)	T_{dec}^g ($^\circ\text{C}$) (wt %)	ceramic yield ^h (%)
1	0.25 ^a	74 600	72	165 (15)	62
2	1.00 ^a	71 200	70	159 (28)	52
3	0.5 ^b	68 500	103	163 (60)	29
4	0.5 ^b	58 000	95	160 (59)	33
5	0.5 ^b	50 300	92	158 (59)	30
6	0.5 ^b	37 900	87	157 (46)	34
7	0.5 ^c	61 300	106	158 (58)	29
8	0.01 ^d	78 100	54	163 (83)	9

^aEudiometer conditions. ^bOpen vial, 1 M $[\text{H}_3\text{B-NMeH}_2]$, boronium doping experiments, see Figure 8 for details. ^cOpen vial, 5 M $[\text{H}_3\text{B-NMeH}_2]$. ^dOpen beaker, 10 g scale, 5 M $[\text{H}_3\text{B-NMeH}_2]$, representative example from three consistent batches, see Table S10. ^eRelative to polystyrene standards. ^fRamp 10 $^\circ\text{C}/\text{min}$. ^gTemperature of major mass loss event from peak maxima in derivative thermogram (mass loss %). ^hSample mass (wt %) remaining after heating to 500 $^\circ\text{C}$.

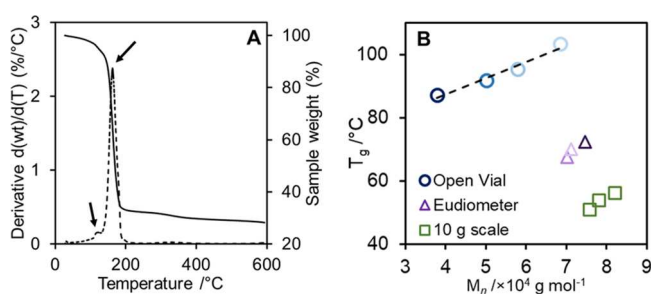


Figure 10. Thermal characterization of polymers. (A) Typical thermal degradation showing mass loss (solid line) and decomposition events (derivative weight; dashed line, arrows highlighting the maxima). (B) Relationship between degree of polymerization (M_n) with T_g and T_{decomp} (major decomp. event). See Tables 3, S13, S15 for data.

between 100–117 $^\circ\text{C}$, corresponding to 1–6% sample weight and is most likely due to entrained solvent (THF) loss from the polymer matrix. Consistent with this, THF is observed by ^1H NMR spectroscopy of isolated polymer, even after extended drying under a vacuum (Figure S47). However, a contribution from hydrogen loss (1 equiv H_2 loss is 4.9 wt % loss) from polyaminoboranes cannot be discounted. The major decomposition event, T_{decomp} , occurs at \sim 160 $^\circ\text{C}$ for all samples, varying over only a small temperature range of 8 $^\circ\text{C}$, and was determined by inspection of the derivative trace. These are in the range previously reported for $(\text{H}_2\text{BNMeH}_2)_n$: 134–160 $^\circ\text{C}$.^{15,18,29}

The T_g 's, however, are more sensitive to both the degree of polymerization and the sample preparation method, Figure 10B, Table 3. Within self-consistent sets of samples (eudiometric, open vial, 10 g scale), each set shows a linear relationship between T_g and M_n , albeit over a small absolute temperature range (16 $^\circ\text{C}$). Open vial conditions with boronium doping produce polymer with higher T_g (87–103 $^\circ\text{C}$), eudiometric conditions lower (70–72 $^\circ\text{C}$) and large scale, 10g, even lower (54–56 $^\circ\text{C}$). Concentration (1 M and 5 M) and temperature (15 to 30 $^\circ\text{C}$) do not have a significant effect on T_g (Tables S14 and S16). Ceramic yields (measured to 500 $^\circ\text{C}$) are also dependent on polymer synthesis conditions (Table 3) but are not correlated with T_g and range widely from 62% to 9%. A more systematic study based on a wider range of samples/methods is undoubtedly needed as the field moves

forward to fully establish correlations between material properties, polymer structure, and synthesis methods. It is well-established that differences in reaction vessel shape can also have significant effects on reactivity.^{91,92} Given H₂ degassing is vigorous for all preparation methods (Movies S1 and S2), surface area effects, that are controlled by the shape of the reaction vessel, may be important in influencing the amount of polymer entanglement—which would in turn control T_g . Entrained catalyst or boronium may also result in different T_g .

Whatever the drivers behind the differences in T_g and the temperature of decomposition, the polymer samples that show the largest differential between these two parameters are those prepared on the largest scale, 10 g, which provide a potential melt processing window of between 54 and 163 °C. The processing of these materials is discussed next.

2.9. Processing. Material processing techniques were briefly explored using polymer solutions or the molten state, and are exemplified by melt extruding, drop casting,⁴¹ and electro spray deposition² (Figure 11).




Figure 11. Examples of processed polyaminoborane. (A) Melt-extruded. (B) Drop-cast thin film. (C) SEM image of drop-cast thin film. (D) Electro sprayed thin film SEM image. (E) Porous film SEM image. (F) Polymer beads SEM image.

A sample of polyaminoborane ($M_n = 82\,100\text{ g mol}^{-1}$, $T_g = 56\text{ °C}$) was melt extruded at 100 °C to yield long strands (Figure 11A) of a very brittle material (i.e., breaks to the touch). GPC analysis of this extruded material supports retention of the degree of polymerization in the bulk sample ($M_n = 76\,300\text{ g mol}^{-1}$, $D = 1.7$). While solution state NMR spectra (CDCl₃) revealed small amounts (~5%) of low molecular weight, decomposition products, by relatively sharp signals being observed for [H₂BNMeH]₃²⁰ and H₃BNMeHBH₂NMeH₂,⁹³ the bulk of the sample remained polyaminoborane (Figure S56). Powder X-ray diffraction (PXRD) experiments showed this processed/extruded material to be semicrystalline with a d -spacing of the two main peaks at approximately 5.8 and 4.2 Å (Figure S58). Small Angle X-ray Scattering (SAXS) data could be modeled as a distribution of hard spheres, for which there is also evidence of nonseparation. As a result of this an interaction term was included, giving a mean radius of 2.5 nm for these spheres.⁹⁴ The inclusion of this term suggests the

particles/domains have a degree of ordering in the extruded material. Attempts to hot press films also resulted in a very brittle material. The resulting SAXS data was modeled as hard spheres of radii of 7.2 and 6.4 nm, with scattering from nanomaterial, and an interaction term was not needed. PXRD measurements on these hot-pressed materials showed they were also semicrystalline, with a similar d -spacing of 6.1 and 4.4 Å, slightly different from the extruded samples. Effects arising from the curvature of the extruded strand could contribute to this small observed difference in d -spacing.

Room temperature drop-casting of a concentrated (~5 M, THF) sample produced a clear, colorless, film of polyaminoborane upon solvent evaporation (Figure 11B). This drop-cast film underwent solvent-induced crazing when manipulated (Figure 11C).⁹⁵ SEM images of the surface of this film show a discontinuous macrostructure of closely packed spheres with diameter <50 nm (Figure S53).

Thin (<1 μm), smooth films of polyaminoborane (Figure 11D) were successfully produced through electro spray deposition (10–35 min, 1.8 mL h⁻¹, 7–9 keV) from solution in THF (~0.5 M) using a vertical set up. Shorter deposition time (<5 min) promoted the self-assembly of a regular, porous microstructure (Figure 11E) through rapid solvent evaporation.⁹⁶ The pores (~10 μm diameter) in these membrane-like structures were confirmed to penetrate the full film depth using EDS spectroscopy (Figure S52). Finally, use of a horizontal electro spray setup with high applied voltage (30 keV) to destabilize the cone jet, 0.4 M polymer in 60:40 DMF:THF and short deposition times (<5 min at 3 mL h⁻¹) yields regular, spherical beads (~100 nm diameter) of polyaminoborane (Figure 11F).

3. CONCLUSIONS

We report here a reliable, scalable, conveniently synthesized, and air-tolerant catalyst system, [1]Cl, for the dehydropolymerization of H₃B·NMeH₂ to selectively form *N*-methyl polyaminoborane, (H₂BNMeH)_{*n*}. This system works at low catalyst loadings (0.01 mol %) to produce well-defined polymers with relatively narrow dispersity, and chain length control has been demonstrated using boronium [H₂B-(NMe₂H)₂]Cl as a chain-transfer agent. Upon the basis of our detailed mechanistic studies, we propose that this selective, controlled, cascade polymerization results from an ensemble of processes (catalyst speciation, dehydrogenation, propagation, and chain transfer) that are all geared around the concentration of H₃B·NMeH₂. We suggest it is likely that similar correlated processes are operating with catalysts that also mediate controlled dehydropolymerization,^{25,28,37,41,44} although the precise mechanistic details will likely differ between specific examples.

Leveraging these desirable attributes of the catalyst system [1]Cl allows for the straightforward preparation of (H₂BNMeH)_{*n*} on a scale (10 g) that allows for the nascent materials properties of polyaminoboranes to be systematically investigated, building upon previously reported examples.^{15,16,18,19} The variety of processing methods used (melt extrusion, drop casting, and electro spraying) suggests that polyaminoboranes offer significant opportunities in materials chemistry, and given that [1]Cl is a straightforward to prepare catalyst, there should be no significant impediment to its wider deployment for the synthesis of polyaminoboranes. It will be interesting to see if catalysts based on [1]Cl can mediate the dehydropolymerization of more functionalized amine-bor-

anes,^{27,31,37} that may offer polymers with tuned materials properties compared to (H₂BNMeH)_n.

■ ASSOCIATED CONTENT

SI Supporting Information

The Supporting Information is available free of charge at <https://pubs.acs.org/doi/10.1021/jacs.1c10888>.

Full details of experimental and characterization data for the new complexes, kinetics data, materials data collection, and computational studies (PDF)

Coordinates of computed intermediates and transition states (XYZ)

Movie S1: Representative eudiometric analysis using 1[Cl] (MOV)

Movie S2: Representative 10 g-scale polymer synthesis using 1[Cl] (MOV)

Accession Codes

CCDC 2115101–2115102 contain the supplementary crystallographic data for this paper. These data can be obtained free of charge via www.ccdc.cam.ac.uk/data_request/cif, or by emailing data_request@ccdc.cam.ac.uk, or by contacting The Cambridge Crystallographic Data Centre, 12 Union Road, Cambridge CB2 1EZ, UK; fax: +44 1223 336033.

■ AUTHOR INFORMATION

Corresponding Authors

David M. Haddleton – Department of Chemistry, University of Warwick, Coventry CV4 7AL, U.K.; orcid.org/0000-0002-4965-0827; Email: d.m.haddleton@warwick.ac.uk

Stuart A. Macgregor – Institute of Chemical Sciences, Heriot-Watt University, Edinburgh EH14 4AS, U.K.; orcid.org/0000-0003-3454-6776; Email: s.a.macgregor@hw.ac.uk

Andrew S. Weller – Department of Chemistry, University of York, Heslington, York YO31 1ES, U.K.; orcid.org/0000-0003-1646-8081; Email: andrew.weller@york.ac.uk

Authors

Claire N. Brodie – Department of Chemistry, University of York, Heslington, York YO31 1ES, U.K.; orcid.org/0000-0002-8896-0270

Timothy M. Boyd – Department of Chemistry, University of York, Heslington, York YO31 1ES, U.K.; Department of Chemistry, University of Oxford, Oxford OX1 3TA, U.K.; orcid.org/0000-0001-6607-3761

Lia Sotorrios – Institute of Chemical Sciences, Heriot-Watt University, Edinburgh EH14 4AS, U.K.

David E. Ryan – Department of Chemistry, University of York, Heslington, York YO31 1ES, U.K.; Department of Chemistry, University of Oxford, Oxford OX1 3TA, U.K.; orcid.org/0000-0001-8381-9502

Eimear Magee – International Institute for Nanocomposites Manufacturing, WMG, University of Warwick, Coventry CV4 7AL, U.K.

Steven Huband – Department of Physics, University of Warwick, Coventry CV4 7AL, U.K.

James S. Town – Department of Chemistry, University of Warwick, Coventry CV4 7AL, U.K.

Guy C. Lloyd-Jones – School of Chemistry, University of Edinburgh, Edinburgh EH9 3FJ Scotland, U.K.; orcid.org/0000-0003-2128-6864

Complete contact information is available at: <https://pubs.acs.org/doi/10.1021/jacs.1c10888>

Author Contributions

[¶]C.N.B. and T.M.B. contributed equally.

Notes

The authors declare no competing financial interest.

■ ACKNOWLEDGMENTS

EPSRC (EP/M024210/2; EP/T019867/1), University of Oxford. Drs R. Douthwaite and C. Spicer (York) for help with electrospray experiments. The York Jeol Nanocentre.

■ REFERENCES

- (1) Staubitz, A.; Robertson, A. P. M.; Sloan, M. E.; Manners, I. Amine- and Phosphine-Borane Adducts: New Interest in Old Molecules. *Chem. Rev.* **2010**, *110*, 4023–4078.
- (2) Leitao, E. M.; Jurca, T.; Manners, I. Catalysis in Service of Main Group Chemistry Offers a Versatile Approach to P-Block Molecules and Materials. *Nat. Chem.* **2013**, *5*, 817–829.
- (3) Vidal, F.; Jäkle, F. Functional Polymeric Materials Based on Main-Group Elements. *Angew. Chem., Int. Ed.* **2019**, *58*, 5846–5870.
- (4) Colebatch, A. L.; Weller, A. S. Amine-Borane Dehydropolymerization: Challenges and Opportunities. *Chem. - Eur. J.* **2019**, *25*, 1379–1390.
- (5) Sauter, D. W.; Taoufik, M.; Boisson, C. Polyolefins, a Success Story. *Polymers* **2017**, *9*, 185–198.
- (6) Hartwig, J. F. *Organotransition Metal Chemistry. From Bonding to Catalysis*; University Science Books: Sausalito, 2010.
- (7) Chen, E. Y. X. Coordination Polymerization of Polar Vinyl Monomers by Single-Site Metal Catalysts. *Chem. Rev.* **2009**, *109*, 5157–5214.
- (8) Ittel, S. D.; Johnson, L. K.; Brookhart, M. Late-Metal Catalysts for Ethylene Homo- and Copolymerization. *Chem. Rev.* **2000**, *100*, 1169–1204.
- (9) Chen, C. Designing Catalysts for Olefin Polymerization and Copolymerization: Beyond Electronic and Steric Tuning. *Nature. Rev. Chem.* **2018**, *2*, 6–14.
- (10) Komm, R.; Geanangel, R. A.; Liepins, R. Synthesis and Studies of Poly(Aminoborane), (H₂NBH₂)_x. *Inorg. Chem.* **1983**, *22*, 1684–1686.
- (11) Priegert, A. M.; Rawe, B. W.; Serin, S. C.; Gates, D. P. Polymers and the P-Block Elements. *Chem. Soc. Rev.* **2016**, *45*, 922–953.
- (12) Nakhmanson, S. M.; Nardelli, M. B.; Bernholc, J. Ab Initio Studies of Polarization and Piezoelectricity in Vinylidene Fluoride and BN-Based Polymers. *Phys. Rev. Lett.* **2004**, *92*, 115504.
- (13) Zhang, Y.; Hopkins, M. A.; Liptrot, D. J.; Khanbareh, H.; Groen, P.; Zhou, X.; Zhang, D.; Bao, Y.; Zhou, K.; Bowen, C. R.; et al. Harnessing Plasticity in an Amine-Borane as a Piezoelectric and Pyroelectric Flexible Film. *Angew. Chem., Int. Ed.* **2020**, *59*, 7808–7812.
- (14) Bernard, S.; Miele, P. Polymer-Derived Boron Nitride: A Review on the Chemistry, Shaping and Ceramic Conversion of Borazine Derivatives. *Materials* **2014**, *7*, 7436–7459.
- (15) Du, V. A.; Jurca, T.; Whittell, G. R.; Manners, I. Aluminum Borate Nanowires from the Pyrolysis of Polyaminoborane Precursors. *Dalton Trans.* **2016**, *45*, 1055–1062.
- (16) Wang, X.; Hooper, T. N.; Kumar, A.; Priest, I. K.; Sheng, Y.; Samuels, T. O. M.; Wang, S.; Robertson, A. W.; Pacios, M.; Bhaskaran, H.; et al. Oligomeric Aminoborane Precursors for the Chemical Vapour Deposition Growth of Few-Layer Hexagonal Boron Nitride. *CrystEngComm* **2017**, *19*, 285–294.
- (17) Dietrich, B. L.; Goldberg, K. I.; Heinekey, D. M.; Autrey, T.; Linehan, J. C. Iridium-Catalyzed Dehydrogenation of Substituted Amine Boranes: Kinetics, Thermodynamics, and Implications for Hydrogen Storage. *Inorg. Chem.* **2008**, *47*, 8583–8585.
- (18) Staubitz, A.; Sloan, M. E.; Robertson, A. P. M.; Friedrich, A.; Schneider, S.; Gates, P. J.; Schmedt auf der Günne, J.; Manners, I. Catalytic Dehydrocoupling/Dehydrogenation of N-Methylamine-Borane and Ammonia-Borane: Synthesis and Characterization of

High Molecular Weight Polyaminoboranes. *J. Am. Chem. Soc.* **2010**, *132*, 13332–13345.

(19) Staubitz, A.; Presa Soto, A.; Manners, I. Iridium-Catalyzed Dehydrocoupling of Primary Amine–Borane Adducts: A Route to High Molecular Weight Polyaminoboranes, Boron–Nitrogen Analogues of Polyolefins. *Angew. Chem., Int. Ed.* **2008**, *47*, 6212–6215.

(20) Stubbs, N. E.; Jurca, T.; Leitao, E. M.; Woodall, C. H.; Manners, I. Polyaminoborane Main Chain Scission Using N-Heterocyclic Carbenes; Formation of Donor-Stabilised Monomeric Aminoboranes. *Chem. Commun.* **2013**, *49*, 9098–9100.

(21) Han, D.; Anke, F.; Trose, M.; Beweries, T. Recent Advances in Transition Metal Catalysed Dehydropolymerisation of Amine Boranes and Phosphine Boranes. *Coord. Chem. Rev.* **2019**, *380*, 260–286.

(22) Johnson, H. C.; Hooper, T. N.; Weller, A. S. The Catalytic Dehydrocoupling of Amine–Boranes and Phosphine–Boranes. *Top. Organomet. Chem.* **2015**, *49*, 153.

(23) Rossin, A.; Peruzzini, M. Ammonia–Borane and Amine–Borane Dehydrogenation Mediated by Complex Metal Hydrides. *Chem. Rev.* **2016**, *116*, 8848–8872.

(24) Resendiz-Lara, D. A.; Stubbs, N. E.; Arz, M. I.; Pridmore, N. E.; Sparkes, H. A.; Manners, I. Boron–Nitrogen Main Chain Analogues of Polystyrene: Poly(B-Aryl)Aminoboranes Via Catalytic Dehydrocoupling. *Chem. Commun.* **2017**, *53*, 11701–11704.

(25) Resendiz-Lara, D. A.; Whittell, G. R.; Leitao, E. M.; Manners, I. Catalytic Synthesis, Characterization, and Properties of Polyaminoborane Homopolymers and Random Copolymers. *Macromolecules* **2019**, *52*, 7052–7064.

(26) Knitsch, R.; Han, D.; Anke, F.; Ibing, L.; Jiao, H.; Hansen, M. R.; Beweries, T. Fe(II) Hydride Complexes for the Homogeneous Dehydrocoupling of Hydrazine Borane: Catalytic Mechanism Via DFT Calculations and Detailed Spectroscopic Characterization. *Organometallics* **2019**, *38*, 2714–2723.

(27) Anke, F.; Boye, S.; Spannenberg, A.; Lederer, A.; Heller, D.; Beweries, T. Dehydropolymerisation of Methylamine Borane and an N-Substituted Primary Amine Borane Using a PNP Fe Catalyst. *Chem. - Eur. J.* **2020**, *26*, 7889–7899.

(28) Jurca, T.; Dellermann, T.; Stubbs, N. E.; Resendiz-Lara, D. A.; Whittell, G. R.; Manners, I. Step-Growth Titanium-Catalysed Dehydropolymerisation of Amine–Boranes. *Chem. Sci.* **2018**, *9*, 3360–3366.

(29) Colebatch, A. L.; Hawkey-Gilder, B. W.; Whittell, G. R.; Oldroyd, N. L.; Manners, I.; Weller, A. S. A General, Rhodium-Catalyzed, Synthesis of Deuterated Boranes and N-Methyl Polyaminoboranes. *Chem. - Eur. J.* **2018**, *24*, 5450–5455.

(30) Devillard, M.; De Albuquerque Pinheiro, C. A.; Caytan, E.; Roiland, C.; Dinoi, C.; Del Rosal, I.; Alcaraz, G. Uncatalyzed Formation of Polyaminoboranes from Diisopropylaminoborane and Primary Amines: A Kinetically Controlled Polymerization Reaction. *Adv. Synth. Catal.* **2021**, *363*, 2417–2426.

(31) De Albuquerque Pinheiro, C. A.; Roiland, C.; Jehan, P.; Alcaraz, G. Solventless and Metal-Free Synthesis of High-Molecular-Mass Polyaminoboranes from Diisopropylaminoborane and Primary Amines. *Angew. Chem., Int. Ed.* **2018**, *57*, 1519–1522.

(32) Metters, O. J.; Chapman, A. M.; Robertson, A. P. M.; Woodall, C. H.; Gates, P. J.; Wass, D. F.; Manners, I. Generation of Aminoborane Monomers $RR'N=BH_2$ from Amine–Boronium Cations $[RR'NH-BH_2L]^+$: Metal Catalyst-Free Formation of Polyaminoboranes at Ambient Temperature. *Chem. Commun.* **2014**, *50*, 12146–12149.

(33) Trose, M.; Reiß, M.; Reiß, F.; Anke, F.; Spannenberg, A.; Boye, S.; Lederer, A.; Arndt, P.; Beweries, T. Dehydropolymerisation of Methylamine Borane Using a Dinuclear 1,3-Allenediyl Bridged Zirconocene Complex. *Dalton Trans.* **2018**, *47*, 12858–12862.

(34) Todisco, S.; Luconi, L.; Giambastiani, G.; Rossin, A.; Peruzzini, M.; Golub, I. E.; Filippov, O. A.; Belkova, N. V.; Shubina, E. S. Ammonia Borane Dehydrogenation Catalyzed by $(\kappa^4-EP_3)Co(H)[EP_3 = E(CH_2CH_2PPH_2)_3; E = N, P]$ and H_2 Evolution from Their Interaction with NH Acids. *Inorg. Chem.* **2017**, *56*, 4296–4307.

(35) Hasche, P.; Haak, J.; Anke, F.; Kubis, C.; Baumann, W.; Drexler, H.-J.; Jiao, H.; Beweries, T. Dehydropolymerisation of Methylamine Borane Using Highly Active Rhodium(III) Bis-(Thiophosphinite) Pincer Complexes: Catalytic and Mechanistic Insights. *Catal. Sci. Technol.* **2021**, *11*, 3514–3526.

(36) Baker, R. T.; Gordon, J. C.; Hamilton, C. W.; Henson, N. J.; Lin, P.-H.; Maguire, S.; Murugesu, M.; Scott, B. L.; Smythe, N. C. Iron Complex-Catalyzed Ammonia–Borane Dehydrogenation. A Potential Route toward B–N-Containing Polymer Motifs Using Earth-Abundant Metal Catalysts. *J. Am. Chem. Soc.* **2012**, *134*, 5598–5609.

(37) LaPierre, E. A.; Patrick, B. O.; Manners, I. Trivalent Titanocene Alkyls and Hydrides as Well-Defined, Highly Active, and Broad Scope Precatalysts for Dehydropolymerization of Amine-Boranes. *J. Am. Chem. Soc.* **2019**, *141*, 20009–20015.

(38) Anke, F.; Han, D.; Klahn, M.; Spannenberg, A.; Beweries, T. Formation of High-Molecular Weight Polyaminoborane by Fe Hydride Catalysed Dehydrocoupling of Methylamine Borane. *Dalton Trans.* **2017**, *46*, 6843–6847.

(39) Glüer, A.; Förster, M.; Celinski, V. R.; Schmedt auf der Günne, J.; Holthausen, M. C.; Schneider, S. Highly Active Iron Catalyst for Ammonia Borane Dehydrocoupling at Room Temperature. *ACS Catal.* **2015**, *5*, 7214–7217.

(40) Marziale, A. N.; Friedrich, A.; Klopsch, I.; Drees, M.; Celinski, V. R.; Schmedt auf der Günne, J.; Schneider, S. The Mechanism of Borane–Amine Dehydrocoupling with Bifunctional Ruthenium Catalysts. *J. Am. Chem. Soc.* **2013**, *135*, 13342–13355.

(41) Boyd, T. M.; Andrea, K. A.; Baston, K.; Johnson, A.; Ryan, D. E.; Weller, A. S. A Simple Cobalt-Based Catalyst System for the Controlled Dehydropolymerisation of $H_3B-NMeH_2$ on the Gram-Scale. *Chem. Commun.* **2020**, *56*, 482–485.

(42) Dallanegra, R.; Robertson, A. P. M.; Chaplin, A. B.; Manners, I.; Weller, A. S. Tuning the $[L_2Rh\cdots H_3B-NR_2]^+$ Interaction Using Phosphine Bite Angle. Demonstration by the Catalytic Formation of Polyaminoboranes. *Chem. Commun.* **2011**, *47*, 3763–3765.

(43) Adams, G. M.; Ryan, D. E.; Beattie, N. A.; McKay, A. I.; Lloyd-Jones, G. C.; Weller, A. S. Dehydropolymerization of $H_3B-NMeH_2$ Using a $[Rh(DPEphos)]^+$ Catalyst: The Promoting Effect of $NMeH_2$. *ACS Catal.* **2019**, *9*, 3657–3666.

(44) Ryan, D. E.; Andrea, K. A.; Race, J. J.; Boyd, T. M.; Lloyd-Jones, G. C.; Weller, A. S. Amine–Borane Dehydropolymerization Using Rh-Based Precatalysts: Resting State, Chain Control, and Efficient Polymer Synthesis. *ACS Catal.* **2020**, *10*, 7443–7448.

(45) Johnson, H. C.; Leitao, E. M.; Whittell, G. R.; Manners, I.; Lloyd-Jones, G. C.; Weller, A. S. Mechanistic Studies of the Dehydrocoupling and Dehydropolymerization of Amine–Boranes Using a $[Rh(Xantphos)]^+$ Catalyst. *J. Am. Chem. Soc.* **2014**, *136*, 9078–9093.

(46) Adams, G. M.; Colebatch, A. L.; Skornia, J. T.; McKay, A. I.; Johnson, H. C.; Lloyd-Jones, G. C.; Macgregor, S. A.; Beattie, N. A.; Weller, A. S. Dehydropolymerization of $H_3B-NMeH_2$ to Form Polyaminoboranes Using $[Rh(Xantphos-Alkyl)]$ Catalysts. *J. Am. Chem. Soc.* **2018**, *140*, 1481–1495.

(47) Bhunya, S.; Malakar, T.; Paul, A. Unfolding the Crucial Role of a Nucleophile in Ziegler–Natta Type Ir Catalyzed Polyaminoborane Formation. *Chem. Commun.* **2014**, *50*, 5919–5922.

(48) Peterson, G. I.; Choi, T.-L. Cascade Polymerizations: Recent Developments in the Formation of Polymer Repeat Units by Cascade Reactions. *Chem. Sci.* **2020**, *11*, 4843–4854.

(49) Pons, V.; Baker, R. T.; Szymczak, N. K.; Heldebrant, D. J.; Linehan, J. C.; Matus, M. H.; Grant, D. J.; Dixon, D. A. Coordination of Aminoborane, NH_2BH_2 , Dictates Selectivity and Extent of H_2 Release in Metal-Catalysed Ammonia Borane Dehydrogenation. *Chem. Commun.* **2008**, *44*, 6597–6599.

(50) Head-to-tail chain propagation has been shown to operate in closely related phosphido-borane polymerization: Marquardt, C.; Jurca, T.; Schwan, K.-C.; Stauber, A.; Virovets, A. V.; Whittell, G. R.; Manners, I.; Scheer, M. Metal-Free Addition/Head to Tail Polymerization of Transient Phosphinoboranes, $RPH-BH_2$: A Route to

Poly(Alkylphosphinoboranes). *Angew. Chem., Int. Ed.* **2015**, *54*, 13782–13786.

(51) Jenkins, A. D.; Jones, R. G.; Moad, G. Terminology for Reversible-Deactivation Radical Polymerization Previously Called "Controlled" Radical or "Living" Radical Polymerization (IUPAC Recommendations 2010). *Pure Appl. Chem.* **2009**, *82*, 483–491.

(52) Roselló-Merino, M.; López-Serrano, J.; Conejero, S. Dehydrocoupling Reactions of Dimethylamine-Borane by Pt(II) Complexes: A New Mechanism Involving Deprotonation of Boronium Cations. *J. Am. Chem. Soc.* **2013**, *135*, 10910–10913.

(53) Spearing-Ewyn, E. A. K.; Beattie, N. A.; Colebatch, A. L.; Martinez-Martinez, A. J.; Docker, A.; Boyd, T. M.; Baillie, G.; Reed, R.; Macgregor, S. A.; Weller, A. S. The Role of Neutral Rh(PONOP)-H, Free NMe₂H, Boronium and Ammonium Salts in the Dehydrocoupling of Dimethylamine-Borane Using the Cationic Pincer [Rh(PONOP)(η^2 -H₂)]⁺ Catalyst. *Dalton Trans.* **2019**, *48*, 14724–14736.

(54) Alig, L.; Fritz, M.; Schneider, S. First-Row Transition Metal (De)Hydrogenation Catalysis Based on Functional Pincer Ligands. *Chem. Rev.* **2019**, *119*, 2681–2751.

(55) For facially coordinated Pr(PNP) ligands that also display N–H...Cl hydrogen bonding, see: Friedrich, A.; Drees, M.; Käss, M.; Herdtweck, E.; Schneider, S. Ruthenium Complexes with Cooperative Pnp-Pincer Amine, Amido, Imine, and Enamido Ligands: Facile Ligand Backbone Functionalization Processes. *Inorg. Chem.* **2010**, *49*, 5482–5494 and references therein.

(56) Alvarez, S. A Cartography of the Van Der Waals Territories. *Dalton Trans.* **2013**, *42*, 8617–8636.

(57) (a) Burk, M. J.; Feaster, J. E.; Harlow, R. L. New Chiral Phospholanes; Synthesis, Characterization, and Use in Asymmetric Hydrogenation Reactions. *Tetrahedron: Asymmetry* **1991**, *2*, 569–592. (b) Rozenel, S. S.; Padilla, R.; Camp, C.; Arnold, J. Unusual Activation of H₂ by Reduced Cobalt Complexes Supported by a PNP Pincer Ligand. *Chem. Commun.* **2014**, *50*, 2612–2614. (c) Clarke, Z. E.; Maragh, P. T.; Dasgupta, T. P.; Gusev, D. G.; Lough, A. J.; Abdur-Rashid, K. A Family of Active Iridium Catalysts for Transfer Hydrogenation of Ketones. *Organometallics* **2006**, *25*, 4113–4117.

(58) Moxham, G. L.; Randell-Sly, H.; Brayshaw, S. K.; Weller, A. S.; Willis, M. C. Intermolecular Alkene and Alkyne Hydroacylation with B-S-Substituted Aldehydes: Mechanistic Insight into the Role of a Hemilabile P–O–P Ligand. *Chem. - Eur. J.* **2008**, *14*, 8383–8397.

(59) Confer, M. P.; DeSimone, A.; Burnham, H.; McLeod, W.; Klein, T. M.; Street, S. C.; Dixon, D. A. Solubility Thermodynamics of Amine Boranes in Polar Solvents. *Int. J. Hydrogen Energy* **2021**, *46*, 10801–10808.

(60) There is no evidence for the formation of poly(THF) from the ¹H NMR spectrum, see: Tezuka, Y.; Tsuchitani, A.; Oike, H. Synthesis of Polymeric Topological Isomers through Electrostatic Self-Assembly and Covalent Fixation with Star Telechelic Precursors. *Macromol. Rapid Commun.* **2004**, *25*, 1531–1535. Isolated polymer showed trace entrained THF (δ 1.82 and 3.72).

(61) Widegren, J. A.; Finke, R. G. A Review of the Problem of Distinguishing True Homogeneous Catalysis from Soluble or Other Metal-Particle Heterogeneous Catalysis under Reducing Conditions. *J. Mol. Catal. A: Chem.* **2003**, *198*, 317–341.

(62) While [1]Cl is sparingly soluble in THF-*d*₈, at the low catalyst loading used (~2–3 mg/mL) clear, homogeneous solutions are formed, and induction periods get longer with lower catalyst loadings and are affected by amine-borane isotopologue—all indicating that limiting solubility is not the cause of the observed induction phases.

(63) Sewell, L. J.; Huertos, M. A.; Dickinson, M. E.; Weller, A. S.; Lloyd-Jones, G. C. Dehydrocoupling of Dimethylamine Borane Catalyzed by Rh(PCy₃)₂H₂Cl. *Inorg. Chem.* **2013**, *52*, 4509–4516.

(64) Strong correlations are observed between δ –8.53 (H_A) and δ 3.86 (NH) in a NOESY spectrum, as well as between δ –18.24 (H_B) in the other two hydrides. Trans-orientated H_A and H_C (δ –8.83) are also assigned by their distinctive chemical shifts that are generally observed between $\sim\delta$ –6 and –10. For examples of *trans*-dihydrides, see: (a) Grellier, M.; Vendier, L.; Sabo-Etienne, S. Ruthenium

Complexes Carrying Hydride, Dihydrogen, and Phosphine Ligands: Reversible Hydrogen Release. *Angew. Chem., Int. Ed.* **2007**, *46*, 2613–2615. (b) Bertoli, M.; Choualeb, A.; Gusev, D. G.; Lough, A. J.; Major, Q.; Moore, B. PNP Pincer Osmium Polyhydrides for Catalytic Dehydrogenation of Primary Alcohols. *Dalton Trans.* **2011**, *40*, 8941–8949.

(65) Chen, X.; Zhao, J.-C.; Shore, S. G. The Roles of Dihydrogen Bonds in Amine Borane Chemistry. *Acc. Chem. Res.* **2013**, *46*, 2666–2675.

(66) Other binding motifs were explored. We cannot discount additional outersphere interactions from other amine boranes that contribute disproportionately to the chemical shift change in H_B, which is not captured in these calculations.

(67) Bhunya, S.; Malakar, T.; Ganguly, G.; Paul, A. Combining Protons and Hydrides by Homogeneous Catalysis for Controlling the Release of Hydrogen from Ammonia–Borane: Present Status and Challenges. *ACS Catal.* **2016**, *6*, 7907–7934.

(68) Titova, E. M.; Osipova, E. S.; Pavlov, A. A.; Filippov, O. A.; Safronov, S. V.; Shubina, E. S.; Belkova, N. V. Mechanism of Dimethylamine–Borane Dehydrogenation Catalyzed by an Iridium(III) PCP-Pincer Complex. *ACS Catal.* **2017**, *7*, 2325–2333.

(69) Luconi, L.; Osipova, E. S.; Giambastiani, G.; Peruzzini, M.; Rossin, A.; Belkova, N. V.; Filippov, O. A.; Titova, E. M.; Pavlov, A. A.; Shubina, E. S. Amine Boranes Dehydrogenation Mediated by an Unsymmetrical Iridium Pincer Hydride: (PCN) vs (PCP) Improved Catalytic Performance. *Organometallics* **2018**, *37*, 3142–3153.

(70) Garralda, M. A.; Mendicute-Fierro, C.; Rodríguez-Diéguez, A.; Seco, J. M.; Ubide, C.; Zumeta, I. Efficient Hydrido-irida- β -Diketone-Catalyzed Hydrolysis of Ammonia- or Amine-Boranes for Hydrogen Generation in Air. *Dalton Trans.* **2013**, *42*, 11652–11660.

(71) The processes that brings [1]Cl online will be the topic of a future contribution.

(72) Kaminsky, W. Discovery of Methylaluminoxane as Cocatalyst for Olefin Polymerization. *Macromolecules* **2012**, *45*, 3289–3297.

(73) Bray, J. T. W.; Ford, M. J.; Karadakov, P. B.; Whitwood, A. C.; Fairlamb, I. J. S. The Critical Role Played by Water in Controlling Pd Catalyst Speciation in Arylcyanation Reactions. *React. Chem. Eng.* **2019**, *4*, 122–130.

(74) Patmore, N. J.; Hague, C.; Cotgreave, J. H.; Mahon, M. F.; Frost, C. G.; Weller, A. S. Silver Phosphanes Partnered with Carborane Monoanions: Synthesis, Structures and Use as Highly Active Lewis Acid Catalysts in a Hetero-Diels–Alder Reaction. *Chem. - Eur. J.* **2002**, *8*, 2088–2098.

(75) Bray, K. L.; Charmant, J. P. H.; Fairlamb, I. J. S.; Lloyd-Jones, G. C. Structural and Mechanistic Studies on the Activation and Propagation of a Cationic Allylpalladium Pro-catalyst in 1,6-Diene Cycloisomerization. *Chem. - Eur. J.* **2001**, *7*, 4205–4215.

(76) Using [1]Cl and 2 both produces a D-labeled polymer that has a smaller M_n (~60 000 g mol⁻¹) and N-labeled longer M_n (73 000–94 000 g mol⁻¹). We are reluctant to interpret this in terms of possible chain transfer mechanisms, as the magnitude of noncovalent interactions (N–H...H–B), and thus the conformation of the polymer in solution, will likely be affected by isotopic substitution. A similar trend has been noted previously, see ref 29.

(77) Addition of acids, HX, to amino-boranes H₂B=NR₂ results in products such as H₂XB–NR₂H, in the case here HX = [NMe₃]Cl. For example, see: Leitao, E. M.; Manners, I. Rehydrogenation of Aminoboranes to Amine–Boranes Using H₂O: Reaction Scope and Mechanism. *Eur. J. Inorg. Chem.* **2015**, 2199–2205.

(78) See the Supporting Information.

(79) Inoue, M.; Kodama, G. Preparation and Some Properties of Dihydridobis (Monomethylamine)- and Dihydridobis-(Dimethylamine)Boron(III) Tetrahydridoborate(III). *Inorg. Chem.* **1968**, *7*, 430–433.

(80) Bellham, P.; Hill, M. S.; Kociok-Köhn, G.; Liptrot, D. J. Bespoke Synthesis of Unsymmetrical Diaminoboranes by Alkaline Earth Catalysis. *Chem. Commun.* **2013**, *49*, 1960–1962.

(81) Stephens, F. H.; Baker, R. T.; Matus, M. H.; Grant, D. J.; Dixon, D. A. Acid Initiation of Ammonia–Borane Dehydrogenation for Hydrogen Storage. *Angew. Chem., Int. Ed.* **2007**, *46*, 746–749.

(82) A future contribution will report the synthesis of [1][BAR^F₄] and its use as a poor dehydropolymerization catalyst.

(83) Gunanathan, C.; Milstein, D. Bond Activation and Catalysis by Ruthenium Pincer Complexes. *Chem. Rev.* **2014**, *114*, 12024–12087.

(84) Riehl, J. F.; Jean, Y.; Eisenstein, O.; Pelissier, M. Theoretical Study of the Structures of Electron-Deficient d⁶ ML₅ Complexes. Importance of a π -Donating Ligand. *Organometallics* **1992**, *11*, 729–737.

(85) Macgregor, S. A.; MacQueen, D. Theoretical Study of the Electronic Structure of Group 6 [M(CO)₅X][−] Species (X = NH₂, OH, Halide, H, CH₃) and a Reinvestigation of the Role of π -Donation in CO Lability. *Inorg. Chem.* **1999**, *38*, 4868–4876.

(86) Although similar to the mechanisms proposed by Beweries (ref 38) and Schneider (refs 39, 40), the extent of π -stabilization in those systems is more limited as they do not form a dihydride intermediate such as Int(C–D).

(87) An alternative pathway in which H₂ loss occurred directly from Int(3·AB–C) to form D involved a transition state at +23.1 kcal mol^{−1}. This implies π -donation from the amide ligand is worth approximately 3.5 kcal mol^{−1}.

(88) The direct formation of C from 3-AB was also defined, but involved a higher-lying transition state at 26.7 kcal/mol. In contrast, the—reversible—reductive elimination of H₂ from 3-AB has an overall barrier of only 17.0 kcal mol^{−1} to form monohydride Rh(PNPH)H. As the formation of Int(C–D) from this species entails a high energy transition state [32.1 kcal mol^{−1}], this suggests that while Rh(PNPH)H could be catalytically competent; this will only happen in the presence of H₂ to reform 3-AB. See the Supporting Information for supporting experimental data.

(89) Kumar, A.; Johnson, H. C.; Hooper, T. N.; Weller, A. S.; Algarra, A. G.; Macgregor, S. A. Multiple Metal-Bound Oligomers from Ir-Catalysed Dehydropolymerisation of H₃B–NH₃ as Probed by Experiment and Computation. *Chem. Sci.* **2014**, *5*, 2546–2553.

(90) Xu, P.; Xu, X. Dehydrogenation of (Di)Amine–Boranes by Highly Active Scandocene Alkyl Catalysts. *Organometallics* **2019**, *38*, 3212–3217.

(91) Lennox, A. J. J.; Lloyd-Jones, G. C. Organotrifluoroborate Hydrolysis: Boronic Acid Release Mechanism and an Acid–Base Paradox in Cross-Coupling. *J. Am. Chem. Soc.* **2012**, *134*, 7431–7441.

(92) Luo, J.; Wu, Y.; Zijlstra, H. S.; Harrington, D. A.; McIndoe, J. S. Mass Transfer and Convection Effects in Small-Scale Catalytic Hydrogenation. *Catal. Sci. Technol.* **2017**, *7*, 2609–2615.

(93) Johnson, H. C.; Robertson, A. P. M.; Chaplin, A. B.; Sewell, L. J.; Thompson, A. L.; Haddow, M. F.; Manners, I.; Weller, A. S. Catching the First Oligomerization Event in the Catalytic Formation of Polyaminoboranes: H₃B–NMeHBH₂–NMeH₂ Bound to Iridium. *J. Am. Chem. Soc.* **2011**, *133*, 11076–11079.

(94) Other shape models could have been used in this analysis.

(95) The phenomenon of solvent induced crazing has been well studied. See, for example: Volynskii, L.; Bakeev, N. F. *Studies in Polymer Science 13: Solvent Crazing of Polymers*; Elsevier: Amsterdam, 1995.

(96) Karunakaran, M.; Nunes, S. P.; Qiu, X.; Yu, H.; Peinemann, K.-V. Isoporous PS-*b*-PEO Ultrafiltration Membranes Via Self-Assembly and Water-Induced Phase Separation. *J. Membr. Sci.* **2014**, *453*, 471–477.