



This is a repository copy of *Neutron-antineutron oscillation search using a 0.37 megaton-years exposure of Super-Kamiokande*.

White Rose Research Online URL for this paper:
<https://eprints.whiterose.ac.uk/174134/>

Version: Published Version

Article:

Abe, K, Bronner, C, Hayato, Y et al. (196 more authors) (2021) Neutron-antineutron oscillation search using a 0.37 megaton-years exposure of Super-Kamiokande. *Physical Review D*, 103 (1). 012008. ISSN 2470-0010

<https://doi.org/10.1103/physrevd.103.012008>

Reuse

This article is distributed under the terms of the Creative Commons Attribution (CC BY) licence. This licence allows you to distribute, remix, tweak, and build upon the work, even commercially, as long as you credit the authors for the original work. More information and the full terms of the licence here:
<https://creativecommons.org/licenses/>

Takedown

If you consider content in White Rose Research Online to be in breach of UK law, please notify us by emailing eprints@whiterose.ac.uk including the URL of the record and the reason for the withdrawal request.



eprints@whiterose.ac.uk
<https://eprints.whiterose.ac.uk/>

Neutron-antineutron oscillation search using a 0.37 megaton-years exposure of Super-Kamiokande

K. Abe,^{1,42} C. Bronner,¹ Y. Hayato,^{1,42} M. Ikeda,¹ S. Imaizumi,¹ H. Ito,¹ J. Kameda,^{1,42} Y. Kataoka,¹ M. Miura,^{1,42} S. Moriyama,^{1,42} Y. Nagao,¹ M. Nakahata,^{1,42} Y. Nakajima,^{1,42} S. Nakayama,^{1,42} T. Okada,¹ K. Okamoto,¹ A. Orii,¹ G. Pronost,¹ H. Sekiya,^{1,42} M. Shiozawa,^{1,42} Y. Sonoda,¹ Y. Suzuki,¹ A. Takeda,^{1,42} Y. Takemoto,¹ A. Takenaka,¹ H. Tanaka,¹ T. Yano,¹ R. Akutsu,² S. Han,² T. Kajita,^{2,42} K. Okumura,^{2,42} T. Tashiro,² R. Wang,² J. Xia,² D. Bravo-Berguño,³ L. Labarga,³ Ll. Marti,³ B. Zaldivar,³ F. d. M. Blaszczyk,⁴ E. Kearns,^{4,42} J. D. Gustafson,⁴ J. L. Raaf,⁴ J. L. Stone,^{4,42} L. Wan,^{4,†} T. Wester,⁴ J. Bian,⁵ N. J. Giskevich,⁵ W. R. Kropp,⁵ S. Locke,⁵ S. Mine,⁵ M. B. Smy,^{5,42} H. W. Sobel,^{5,42} V. Takhistov,^{5,‡} P. Weatherly,⁵ J. Hill,⁶ J. Y. Kim,⁷ I. T. Lim,⁷ R. G. Park,^{7,7} B. Bodur,⁸ K. Scholberg,^{8,42} C. W. Walter,^{8,42} A. Coffani,⁹ O. Drapier,⁹ S. El Hedri,⁹ A. Giampaolo,⁹ M. Gonin,⁹ Th. A. Mueller,⁹ P. Paganini,⁹ B. Quilain,⁹ T. Ishizuka,¹⁰ T. Nakamura,¹¹ J. S. Jang,¹² J. G. Learned,¹³ L. H. V. Anthony,¹⁴ A. A. Sztuc,¹⁴ Y. Uchida,¹⁴ V. Berardi,¹⁵ M. G. Catanesi,¹⁵ E. Radicioni,¹⁵ N. F. Calabria,¹⁶ L. N. Machado,¹⁶ G. De Rosa,¹⁶ G. Collazuol,¹⁷ F. Jacob,¹⁷ M. Lamoureux,¹⁷ N. Ospina,¹⁷ L. Ludovici,¹⁸ Y. Nishimura,²⁰ S. Cao,²¹ M. Friend,²¹ T. Hasegawa,²¹ T. Ishida,²¹ T. Kobayashi,²¹ T. Matsubara,²¹ T. Nakadaira,²¹ M. Jakkapu,²¹ K. Nakamura,^{21,42} Y. Oyama,²¹ K. Sakashita,²¹ T. Sekiguchi,²¹ T. Tsukamoto,²¹ Y. Nakano,²² T. Shiozawa,²² A. T. Suzuki,²² Y. Takeuchi,^{22,42} S. Yamamoto,²² A. Ali,²³ Y. Ashida,²³ J. Feng,²³ S. Hirota,²³ A. K. Ichikawa,²³ T. Kikawa,²³ M. Mori,²³ T. Nakaya,^{23,42} R. A. Wendell,^{23,42} K. Yasutome,²³ P. Fernandez,²⁴ N. McCauley,²⁴ P. Mehta,²⁴ A. Pritchard,²⁴ K. M. Tsui,²⁴ Y. Fukuda,²⁵ Y. Itow,^{26,27} H. Menjo,²⁶ T. Niwa,²⁶ K. Sato,²⁶ M. Tsukada,²⁶ P. Mijakowski,²⁸ M. Posiadala-Zezula,⁵¹ C. K. Jung,²⁹ C. Vilela,²⁹ M. J. Wilking,²⁹ C. Yanagisawa,^{29,§} M. Harada,³⁰ K. Hagiwara,³⁰ T. Horai,³⁰ H. Ishino,³⁰ S. Ito,³⁰ Y. Koshio,^{30,42} W. Ma,³⁰ N. Piplani,³⁰ S. Sakai,³⁰ Y. Kuno,³¹ G. Barr,³² D. Barrow,³² L. Cook,^{32,42} A. Goldsack,³² S. Samani,³² C. Simpson,^{32,42} D. Wark,^{32,37} F. Nova,³³ T. Boschi,¹⁹ F. Di Lodovico,¹⁹ S. Molina Sedgwick,^{19,||} M. Taani,¹⁹ S. Zsoldos,¹⁹ J. Y. Yang,³⁴ S. J. Jenkins,³⁵ J. M. McElwee,³⁵ M. D. Thiesse,³⁵ L. F. Thompson,³⁵ M. Malek,³⁵ O. Stone,³⁵ H. Okazawa,³⁶ S. B. Kim,³⁸ I. Yu,³⁸ K. Nishijima,³⁹ M. Koshihara,^{40,*} N. Ogawa,⁴⁰ K. Iwamoto,⁴¹ M. Yokoyama,^{41,42} K. Martens,⁴² M. R. Vagins,^{42,5} M. Kuze,⁴³ S. Izumiyama,⁴³ M. Tanaka,⁴³ T. Yoshida,⁴³ M. Inomoto,⁴⁴ M. Ishitsuka,⁴⁴ R. Matsumoto,⁴⁴ K. Ohta,⁴⁴ M. Shinoki,⁴⁴ J. F. Martin,⁴⁵ H. A. Tanaka,⁴⁵ T. Towstego,⁴⁵ M. Hartz,⁴⁶ A. Konaka,⁴⁶ P. de Perio,⁴⁶ N. W. Prouse,⁴⁶ B. W. Pointon,⁵² S. Chen,⁴⁷ B. D. Xu,⁴⁷ B. Richards,⁴⁸ B. Jamieson,⁴⁹ J. Walker,⁴⁹ A. Minamino,⁵⁰ K. Okamoto,⁵⁰ G. Piantaudi,⁵⁰ and R. Sasaki⁵⁰

(Super-Kamiokande Collaboration)

¹*Kamioka Observatory, Institute for Cosmic Ray Research, University of Tokyo, Kamioka, Gifu 506-1205, Japan*

²*Research Center for Cosmic Neutrinos, Institute for Cosmic Ray Research, University of Tokyo, Kashiwa, Chiba 277-8582, Japan*

³*Department of Theoretical Physics, University Autonoma Madrid, 28049 Madrid, Spain*

⁴*Department of Physics, Boston University, Boston, Massachusetts 02215, USA*

⁵*Department of Physics and Astronomy, University of California, Irvine, Irvine, California 92697-4575, USA*

⁶*Department of Physics, California State University, Dominguez Hills, Carson, California 90747, USA*

⁷*Institute for Universe and Elementary Particles, Chonnam National University, Gwangju 61186, Korea*

⁸*Department of Physics, Duke University, Durham North Carolina 27708, USA*

⁹*Ecole Polytechnique, IN2P3-CNRS, Laboratoire Leprince-Ringuet, F-91120 Palaiseau, France*

¹⁰*Junior College, Fukuoka Institute of Technology, Fukuoka, Fukuoka 811-0295, Japan*

¹¹*Department of Physics, Gifu University, Gifu, Gifu 501-1193, Japan*

¹²*GIST College, Gwangju Institute of Science and Technology, Gwangju 500-712, Korea*

¹³*Department of Physics and Astronomy, University of Hawaii, Honolulu, Hawaii 96822, USA*

¹⁴*Department of Physics, Imperial College London, London, SW7 2AZ, United Kingdom*

¹⁵*Dipartimento Interuniversitario di Fisica, INFN Sezione di Bari and Università e Politecnico di Bari, I-70125, Bari, Italy*

¹⁶*Dipartimento di Fisica, INFN Sezione di Napoli and Università di Napoli, I-80126, Napoli, Italy*

¹⁷*Dipartimento di Fisica, INFN Sezione di Padova and Università di Padova, I-35131, Padova, Italy*

¹⁸*INFN Sezione di Roma and Università di Roma "La Sapienza," I-00185, Roma, Italy*

¹⁹*Department of Physics, King's College London, London, WC2R 2LS, United Kingdom*

²⁰*Department of Physics, Keio University, Yokohama, Kanagawa, 223-8522, Japan*

- ²¹High Energy Accelerator Research Organization (KEK), Tsukuba, Ibaraki 305-0801, Japan
²²Department of Physics, Kobe University, Kobe, Hyogo 657-8501, Japan
²³Department of Physics, Kyoto University, Kyoto, Kyoto 606-8502, Japan
²⁴Department of Physics, University of Liverpool, Liverpool, L69 7ZE, United Kingdom
²⁵Department of Physics, Miyagi University of Education, Sendai, Miyagi 980-0845, Japan
²⁶Institute for Space-Earth Environmental Research, Nagoya University, Nagoya, Aichi 464-8602, Japan
²⁷Kobayashi-Maskawa Institute for the Origin of Particles and the Universe, Nagoya University, Nagoya, Aichi 464-8602, Japan
²⁸National Centre For Nuclear Research, 02-093 Warsaw, Poland
²⁹Department of Physics and Astronomy, State University of New York at Stony Brook, New York 11794-3800, USA
³⁰Department of Physics, Okayama University, Okayama, Okayama 700-8530, Japan
³¹Department of Physics, Osaka University, Toyonaka, Osaka 560-0043, Japan
³²Department of Physics, Oxford University, Oxford, OX1 3PU, United Kingdom
³³Rutherford Appleton Laboratory, Harwell, Oxford, OX11 0QX, United Kingdom
³⁴Department of Physics, Seoul National University, Seoul 151-742, Korea
³⁵Department of Physics and Astronomy, University of Sheffield, S3 7RH, Sheffield, United Kingdom
³⁶Department of Informatics in Social Welfare, Shizuoka University of Welfare, Yaizu, Shizuoka, 425-8611, Japan
³⁷STFC, Rutherford Appleton Laboratory, Harwell Oxford, and Daresbury Laboratory, Warrington, OX11 0QX, United Kingdom
³⁸Department of Physics, Sungkyunkwan University, Suwon 440-746, Korea
³⁹Department of Physics, Tokai University, Hiratsuka, Kanagawa 259-1292, Japan
⁴⁰The University of Tokyo, Bunkyo, Tokyo 113-0033, Japan
⁴¹Department of Physics, University of Tokyo, Bunkyo, Tokyo 113-0033, Japan
⁴²Kavli Institute for the Physics and Mathematics of the Universe (WPI), The University of Tokyo Institutes for Advanced Study, University of Tokyo, Kashiwa, Chiba 277-8583, Japan
⁴³Department of Physics, Tokyo Institute of Technology, Meguro, Tokyo 152-8551, Japan
⁴⁴Department of Physics, Faculty of Science and Technology, Tokyo University of Science, Noda, Chiba 278-8510, Japan
⁴⁵Department of Physics, University of Toronto, Ontario, M5S 1A7, Canada
⁴⁶TRIUMF, 4004 Wesbrook Mall, Vancouver, British Columbia, V6T2A3, Canada
⁴⁷Department of Engineering Physics, Tsinghua University, Beijing, 100084, China
⁴⁸Department of Physics, University of Warwick, Coventry, CV4 7AL, United Kingdom
⁴⁹Department of Physics, University of Winnipeg, Manitoba R3J 3L8, Canada
⁵⁰Department of Physics, Yokohama National University, Yokohama, Kanagawa, 240-8501, Japan
⁵¹Faculty of Physics, University of Warsaw, Warsaw, 02-093, Poland
⁵²Department of Physics, British Columbia Institute of Technology, Burnaby, British Columbia, V5G 3H2, Canada



(Received 6 December 2020; accepted 24 December 2020; published 21 January 2021)

As a baryon number violating process with $\Delta B = 2$, neutron-antineutron oscillation ($n \rightarrow \bar{n}$) provides a unique test of baryon number conservation. We have performed a search for $n \rightarrow \bar{n}$ oscillation with bound neutrons in Super-Kamiokande, with the full dataset from its first four run periods, representing an exposure of 0.37 Mton-years. The search used a multivariate analysis trained on simulated $n \rightarrow \bar{n}$ events and atmospheric neutrino backgrounds and resulted in 11 candidate events with an expected background of 9.3 events. In the absence of statistically significant excess, we derived a lower limit on \bar{n} appearance

*Deceased.

†Corresponding author.
wanly@bu.edu

‡Also at Department of Physics and Astronomy, UCLA, California 90095-1547, USA.

§Also at BMCC/CUNY, Science Department, New York, New York, 10007, USA.

||Present address: Queen Mary University of London, London, E1 4NS, United Kingdom.

lifetime in ^{16}O nuclei of 3.6×10^{32} years and on the neutron-antineutron oscillation time of $\tau_{n \rightarrow \bar{n}} > 4.7 \times 10^8$ s at 90% C.L.

DOI: [10.1103/PhysRevD.103.012008](https://doi.org/10.1103/PhysRevD.103.012008)

I. INTRODUCTION

The present baryon asymmetry of the universe provides indirect evidence for baryon number violating (BNV) processes [1], which cannot be sufficiently explained by mechanisms within the Standard Model (SM) [2]. Searches for BNV processes probe physics beyond the reach of the SM can be classified based on the baryon number violation (ΔB) involved. Processes with $\Delta B = 1$ are tightly constrained by null observations from proton decay searches, and processes with $\Delta B = 3$ are expected to conflict with nucleosynthesis scenarios [3]. The Standard Model allows for non-perturbative processes involving sphalerons that would wash out any baryon number asymmetry from processes that conserve $B - L$, where L is lepton number, before the electroweak phase transition [4]. Therefore, as a BNV process violating both B and $B - L$, neutron-antineutron oscillation provides a unique probe of baryon number violation and essential insight into the baryon asymmetry and baryogenesis.

Several models predicting $n - \bar{n}$ oscillations have been proposed since the 1970s, including those employing an $SU(2)_L \times SU(2)_R \times SU(4)_c$ gauge group to generate a baryon asymmetry [5,6] and others that propagate SM fields into extra space-time dimensions [7]. The predicted oscillation times vary from 10^9 s [7] to 5×10^{10} s [6] and correspond to energy scales of 10^2 – 10^3 TeV, well above the scale that can currently be probed by accelerators [8]. Recent developments from a lattice QCD calculation on the postsphaleron baryogenesis model [9] and a left-right-symmetric model with extra dimensions [10] indicate that $n - \bar{n}$ oscillation is more sensitive to baryon number violation than previously expected, providing further motivation for experimental searches.

The probability of a free neutron oscillating to an antineutron can be parametrized as a simple 2×2 Hamiltonian and can be written as

$$P_{n \rightarrow \bar{n}}(t) = \frac{\delta m^2}{\Delta E^2 + \delta m^2} \sin^2\left(\sqrt{\Delta E^2 + \delta m^2} t\right), \quad (1)$$

where ΔE is the energy difference between the neutron and antineutron and $\delta m = 1/\tau_{n \rightarrow \bar{n}}$, where τ is the neutron-antineutron oscillation time. In the case of degenerate neutron and antineutron energies, Eq. (1) has a simplified form,

$$P_{n \rightarrow \bar{n}}(t) \approx (\delta m t)^2 = \left(\frac{t}{\tau_{n \rightarrow \bar{n}}}\right)^2. \quad (2)$$

For bound neutrons in nuclei, the probability can be written as [11]

$$P_{\text{nuc}}(n \rightarrow \bar{n}) = \frac{1}{T_{\text{nuc}}} = \frac{1}{R \tau_{n \rightarrow \bar{n}}^2}, \quad (3)$$

where T_{nuc} is the observed neutron lifetime in neutron-antineutron oscillation, and R is the so-called nuclear suppression factor that accounts for the suppression of oscillations due to differences in the nuclear potentials of neutrons and antineutrons. Theoretical calculations of R using effective field theories vary [12,13], but, in the following, we adopt $R = 0.517 \times 10^{23} \text{ s}^{-1}$ for ^{16}O based calculations by Friedman *et al.* [11].

Experimental searches for $n - \bar{n}$ oscillation rely on observing particles (mostly pions) produced when a neutron oscillates into an antineutron and annihilates with a nearby nucleon. There have been a number of $n - \bar{n}$ searches using either free neutrons [14] or bound neutrons [15–21], none of which have yielded a positive signal. Accordingly, constraints on the $n - \bar{n}$ oscillation time have been set at $\tau_{n \rightarrow \bar{n}} > 0.86 \times 10^8$ s for free neutron oscillation [14] and at $\tau_{n \rightarrow \bar{n}} > 2.7 \times 10^8$ s for bound neutrons [15].

In this paper, we present a search for $n - \bar{n}$ oscillations using the full dataset from the first four running periods of Super-Kamiokande and update the result presented in Ref. [15], which used data from the first period. The current analysis includes an updated dataset, an updated hadron production model, final state interactions, and adopts a multivariate method to achieve better discrimination between the background and signal processes. This paper is organized as follows. After a short description of the Super-Kamiokande detector in Sec. II, we describe the simulation of both the $n - \bar{n}$ signal and atmospheric neutrino background in Sec. III. The selection algorithm and analysis cuts are explained in Sec. IV, followed by discussion of systematic uncertainties in Sec. V. Analysis results and concluding remarks are presented in Secs. VI and VII, respectively.

II. THE SUPER-KAMIOKANDE EXPERIMENT

Super-Kamiokande (SK) is a cylindrical 50 kiloton water Cherenkov detector located in Kamioka, Japan, that is shielded by a 2700 meter water-equivalent rock overburden [22]. The detector consists of an outer detector instrumented with 1885 outward-facing 8-inch Photomultiplier tubes (PMTs) mounted 2 m from the detector's outer wall on a structure that optically separates

it from the inner detector (ID). This structure also supports the 11,129 inward-facing 20-inch PMTs that form the ID and view its 32 kton target volume. The outer detector is primarily used as a veto for charged particles entering from outside the detector or identifying particles that exit the ID, and the ID itself is used reconstruct the energies, vertexes, and particle types of most interest to the present work.

The experiment started data taking in 1996 and underwent four data-taking phases since then labeled as SK-I, II, III, and IV. The SK-I period ran from 1996 until the detector underwent maintenance in 2001. During that period, an accident destroyed more than half of the SK PMTs, reducing the photocathode coverage from $\sim 40\%$ to $\sim 19\%$ for the SK-II period in 2002-2005. After replacing the missing PMTs in 2005, the detector restarted operations as SK-III in 2006–2008. Following upgrades of the front-end electronics and water purification system, the SK-IV period ran from 2008 until May of 2018, when the data taking was paused and the detector tank was opened for further upgrades. The analysis in this work uses the full dataset from the SK-I-IV periods. Details of the detector and its calibration can be found in [23].

III. SIMULATION

Following the oscillation of a neutron into an antineutron, the subsequent annihilation of the antineutron with a nucleon in the oxygen nucleus is expected to produce many visible particles, most of which are pions. The simulation of this signal is broken into stages: oscillation, hadronization, final state interactions of particles before exiting the nucleus, and finally propagation and subsequent reinteraction of those particles with detector media. During the first stage, the position of the oscillated neutron within the nucleus is determined using the standard Woods-Saxon distribution [11,24] with a Fermi momentum simulation based on the spectral function measured in [25]. The effect of nuclear binding energy is taken into account by subtracting it from the nucleon masses when calculating the annihilation products, using 39.0 MeV for s -state and 15.5 MeV for p -state nucleons, respectively. Thereafter the oscillated antineutron is assumed to have an equal probability of annihilating with any remaining nucleons.

Modeling of the $\bar{n}n$ or $\bar{n}p$ annihilation products is done based on available accelerator data. Due to a lack of antineutron scattering data, the hadronization simulation uses results from antiproton scattering experiments instead. Assuming isospin symmetry, we used data from the $\bar{p}p$ annihilation experiment Crystal Barrel [26,27] to simulate the $\bar{n}n$ annihilation. For the $\bar{n}p$ channel, we used the $\bar{p}n$ annihilation branching ratio measurements from the OBELIX experiment [28] and bubble chamber data [29–31] and then flipped the signs of the charged pions to match $\bar{n}p$. Tables I and II show the branching ratios for $\bar{n}n$ and $\bar{n}p$ adopted in the simulation. The branching ratios of kaonic channels are artificially constructed due to lack of

TABLE I. Branching ratios (B_R), relative uncertainties, and corresponding efficiencies for $\bar{n}n$ annihilation products.

	B_R [%]	Relative uncertainty	Efficiency [%]
$2\pi_0$	0.1	5%	3.2
$3\pi_0$	0.7	6%	3.6
$4\pi_0$	0.3	6%	4.4
$5\pi_0$	1.0	4%	3.8
$7\pi_0$	0.1	8%	2.1
$\pi^+\pi^-$	0.3	4%	4.8
$\pi^+\pi^-\pi_0$	1.6	15%	4.8
$\pi^+\pi^-2\pi_0$	13.1	15%	4.3
$\pi^+\pi^-3\pi_0$	11.2	15%	4.2
$\pi^+\pi^-4\pi_0$	3.3	14%	4.0
$\pi^+\pi^-5\pi_0$	1.4	15%	4.7
$2\pi^+2\pi^-$	6.0	16%	4.2
$2\pi^+2\pi^-\pi_0$	13.6	15%	4.5
$2\pi^+2\pi^-2\pi_0$	15.7	15%	4.5
$2\pi^+2\pi^-3\pi_0$	0.6	33%	4.9
$3\pi^+3\pi^-$	2.2	15%	3.7
$3\pi^+3\pi^-\pi_0$	2.0	15%	4.1
$\rho^0\pi^0$	1.8	15%	4.8
$\rho^{+/-}\pi^{-/+}$	3.7	15%	4.5
$\omega\omega$	3.5	15%	4.5
$\rho^0\omega$	2.4	15%	4.0
$\pi^0\pi^0\omega$	2.7	15%	3.8
$\pi^+\pi^-\omega$	7.1	15%	4.5
$\eta\omega$	1.6	15%	4.6
$\pi^+\pi^-\eta$	1.7	15%	3.8
Kaonic channels	2.3	15%	4.5

experimental data, and the kaonic production for $\bar{n}p$ is less than 1/2 from $\bar{n}n$, and thus is omitted. Corresponding uncertainty calculations can be found in Sec. V, and the efficiency calculation is explained in Sec. IV.

Hadronization products are mostly pions. The pion interaction probability within the oxygen nucleus is

TABLE II. Branching ratios (B_R), relative uncertainties, and corresponding efficiencies for $\bar{n}p$ annihilation products.

	B_R [%]	Relative uncertainty	Efficiency [%]
$\pi^+\pi_0$	0.1	32%	3.4
$\pi^+2\pi_0$	0.7	32%	3.2
$\pi^+3\pi_0$	14.8	32%	3.5
$\pi^+4\pi_0$	1.4	32%	2.6
$2\pi^+\pi^-$	2.0	10%	3.6
$2\pi^+\pi^-\pi_0$	17.0	10%	3.5
$2\pi^+\pi^-2\pi_0$	10.8	10%	3.4
$2\pi^+\pi^-3\pi_0$	30.1	10%	3.8
$3\pi^+2\pi^-$	5.5	10%	3.2
$3\pi^+2\pi^-\pi_0$	3.2	10%	3.2
$\pi^+\pi^0\omega$	2.0	32%	3.4
$2\pi^+\pi^-\omega$	12.4	32%	3.6

expected to be large, and these so-called final state interactions (FSI) include quasielastic scattering (e.g., $\pi + n \rightarrow \pi + n$), absorption ($\pi^+ + n \rightarrow p$, $\pi^- + p \rightarrow n$), charge exchange ($\pi^+ + n \rightarrow p + \pi^0$, $\pi^- + p \rightarrow n + \pi^0$), and pion production ($\pi^\pm + n \rightarrow \pi^\pm + n + \pi^0$) [32]. For pions above 500 MeV/c, the surrounding nucleons are treated as quasifree particles, while for lower momentum pions the interaction probabilities are calculated according to the model of Salcedo and Oset [33] in consideration of the effect of Pauli blocking. More details can be found in Ref. [32].

Atmospheric neutrino interactions in water are the dominant background to the search for $n - \bar{n}$ oscillation at SK. The theoretical calculation from the HKKM model [34,35] predicts the atmospheric neutrino flux at Kamioka in the energy region from sub-GeV up to several TeV after oscillation. Using this flux prediction, we simulated atmospheric neutrino interactions, including the outgoing particles and their subsequent interactions with the nuclear medium in water, with NEUT version 5.3.6 [36]. Final state interactions for both the signal and background are simulated with NEUT.

Particles escaping the nucleus are passed to a GEANT3-based [37] detector simulation. The simulation tracks particles through the detector medium, simulating their interactions in water as well as the production of secondary particles and the response of the PMTs to Cherenkov radiation. Detailed tuning and calibration has been performed to provide a tailored simulation of photon propagation in SK [38]. The interaction of hadrons with water is simulated using the GCALE package [39], except for pions below 500 MeV/c, which are simulated using a model based on NEUT's FSI simulation. The final background is reweighted to the result of the analysis in [40], adjusting its central value to the best fit oscillation and systematic error parameters favored by the SK data.

IV. EVENT RECONSTRUCTION AND SELECTION

The present analysis uses the full dataset from the SK-I through SK-IV periods, corresponding to 6050.0 live-days. Events are required to be fully contained (FC), meaning the number of PMTs in the highest charge cluster of outer detector hits is less than 10 in SK-I and less than 16 in SK-II-III-IV. Timing information in each event's hit PMTs in the ID is used to reconstruct an overall vertex from the event, from which an iterative search based on the Hough transform [41] is performed to identify Cherenkov rings. Each Cherenkov ring is classified according to its hit pattern and opening angle as either "showering" (e -like) for particles that create electromagnetic showers such as e and γ or as "nonshowering" (μ -like) for particles such as μ and π^\pm . The momentum of each ring is determined by the particle type and the charge among all hit PMTs within a 70° cone around the ring with consideration of charge shared between multiple rings. An additional search for

delayed electrons from muon decays is performed from 1.2–20 μ s after the primary event trigger.

This analysis starts with FC events more than 2.0 m from the ID wall, which defines a 22.5 kton fiducial volume. The reduction efficiency is 92% for $n \rightarrow \bar{n}$ signal events in fiducial volume. This sample is then processed in two stages, first applying simple analysis cuts before applying a multivariate technique to extract the signal.

A. Analysis precuts

Based on the distinct features of $n - \bar{n}$ and atmospheric neutrino events, several preliminary cuts are applied to reduce background rates while maintaining high signal efficiency. The $n - \bar{n}$ oscillation signal is expected to have multiple pions, while a large number of atmospheric neutrino interactions are elastic scatters with only one Cherenkov ring from the outgoing charged lepton. Therefore, the number of reconstructed rings is required to be >1 . This cut removes $\sim 75\%$ of the background while keeping 89% of the signal. Unlike the wide range of energies covered by atmospheric neutrinos, the $n - \bar{n}$ signal is more kinetically constrained, and thus a set of kinematic cuts are also applied. Here, the total reconstructed momentum is required to be within [35, 875] MeV/c, the visible energy in [30, 1830] MeV, and the total reconstructed invariant mass in [80, 1910] MeV/c². After the cut on the number of rings, these kinematic cuts further remove $\sim 50\%$ of the background with a relative signal efficiency of 98%.

B. Multivariate analysis

Event displays of a simulated $n \rightarrow \bar{n}$ signal event and a simulated background event are shown in Fig. 1. Due to the high ring multiplicity, the performance of ring reconstruction for $n \rightarrow \bar{n}$ signal events is not as satisfactory as typical sub-GeV neutrino events. To compensate for the limitation of ring reconstruction and to include more discriminant features, we applied a multivariate analysis (MVA) to events passing the precuts. Compared to a conventional box-cut analysis [15], this analysis significantly enhance the separation between $n \rightarrow \bar{n}$ signal and background. An estimation using the same Monte Carlo (MC) set shows that the sensitivity of the MVA method is twice that of the box-cut method.

Compared to atmospheric neutrino backgrounds, $\bar{n}n$ or $\bar{n}p$ annihilation within oxygen are generally expected to be more constrained kinematically and have more Cherenkov rings isotropically distributed in the detector. To exploit these features, we introduced 12 variables into the MVA, among which three are conventional kinematic quantities, including the visible energy, total momentum, and total invariant mass.

The remaining nine input variables are as follows. Since only a fraction of atmospheric neutrinos has sufficient energy to produce multiple charged particles, signal events are typically expected to have more visible Cherenkov

rings. The number of such rings is used as a variable. However, the full reconstruction is limited to five rings, as in the case of Fig. 1. Therefore, an additional variable that counts ring fragments, or potential rings, is also introduced.

The total momentum of an $n - \bar{n}$ event is limited by the momenta of the interacting nucleons, while a background event can carry more momentum from the incident neutrino and is expected to be more forward going at the energies needed to produce multiple particles. Therefore, this search employs four variables to quantify the isotropy of candidate events. The energy ring ratio is defined as

$(E_{\text{tot}} - E_{\text{max}})/[E_{\text{tot}} \cdot (n_{\text{ring}} - 1)]$, where E_{max} is the energy of the ring with highest energy in an event, E_{tot} is the total energy of the event, and n_{ring} is the number of rings. For the $n - \bar{n}$ signal, the annihilation energy is more uniformly distributed among the outgoing pions and therefore, the distribution of this variable is expected to have a sharper peak than of backgrounds. Signal events are also expected to have higher sphericity than backgrounds, so this analysis adopts a sphericity variable [42]. Fox-Wolfram moments, which are superpositions of spherical harmonics that measure correlations between particle momenta (see Ref. [43] for details) are also adopted to describe the correlation between rings. This analysis employs the first and second order Fox-Wolfram moments, since higher orders were found to provide little extra discrimination ability.

Finally, three variables related to particle identification are used: the number of e -like rings, the number of decay electrons, and the maximum distance to any decay electron from the primary vertex. Due to the large number of signal modes with one or more π^0 's in the final state, signal events are expected to have more e -like rings from their decays into photons. Corresponding distributions for signal and background MC set after the precuts are shown in Fig. 2.

These 12 variables are used in the construction of a multilayer perceptron (MLP) [44], which is trained on $n - \bar{n}$ signal and atmospheric neutrino background MC. The MLP consists of a network of layers of nodes that are weighted and interconnected in order to optimize the discrimination between event types. Input variables form the input layer nodes and are combined in the MVA into a single node at the output layer, which is the estimator describing how signal- or backgroundlike an event is. Between these layers there can be so-called hidden layers, whose structure and connectivity can be altered to optimize performance. In this analysis, a trial-and-error optimization for the hyperparameters of the MLP structure was performed and the final structure was determined to be 1 hidden layer with 18 hidden nodes.

The signal efficiency and background efficiency as a function of the estimator value is shown in Fig. 3, where 0 corresponds to backgroundlike and 1 is signal-like. A sensitivity analysis was performed assuming a 0.37 mega-ton-years exposure and realistic systematic errors (described below) using the Rolke method [45] to determine the optimal cut position in the output estimator. The optimized cut was found to be 0.789, where the signal (background) efficiency from the MVA alone is 5.0% (0.1%). Combined with the preselection efficiency, the total signal efficiency is 4.1% with an expected background of 0.56 events per year, or 9.3 events over the entire data period. Selection efficiencies for each of the signal channels can be found in the last column of Tables I and II.

Among the multiple types of neutrino interactions, the dominant background in this analysis is from deep inelastic scattering (DIS), with secondary contributions from

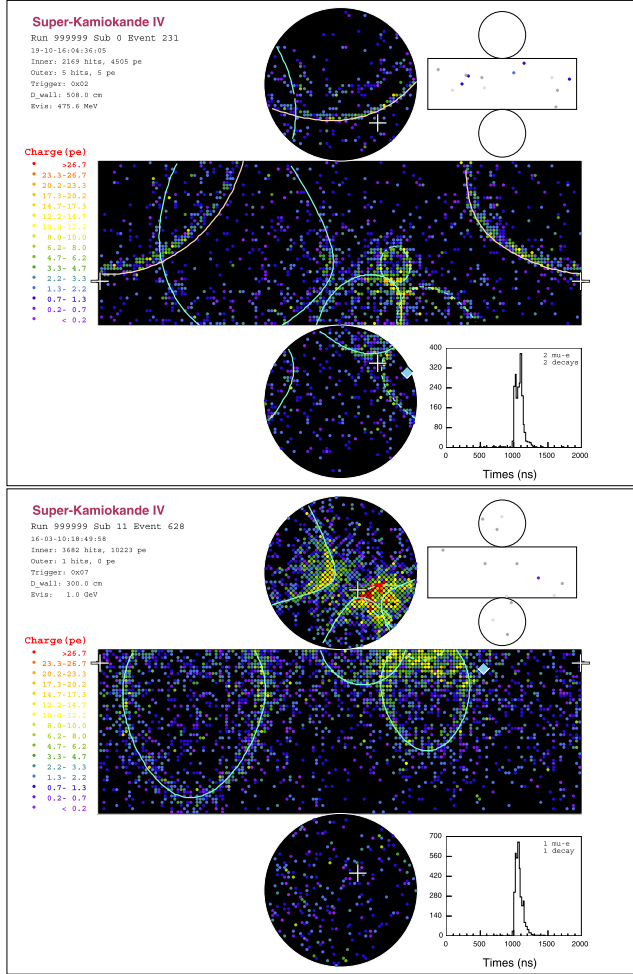


FIG. 1. The event display of a simulated $n \rightarrow \bar{n}$ oscillation event (top) and a simulated background event (bottom). The top figure shows the $\bar{n}p$ annihilation producing six pions. In total, there are 13 rings of these pions and their decay products, among which five were reconstructed (colored rings). The beige ring is a successfully reconstructed π^+ . The dashed small ring is a π^- mistakenly reconstructed as a electron-like particle, and the dashed large ring is a similarly misreconstructed π^+ . The two solid cyan rings are 2γ 's from the decay of a π^0 . The bottom figure shows the deep inelastic scattering process of a ν_e . In this event, there are four rings reconstructed by the algorithm, all of which are γ 's.

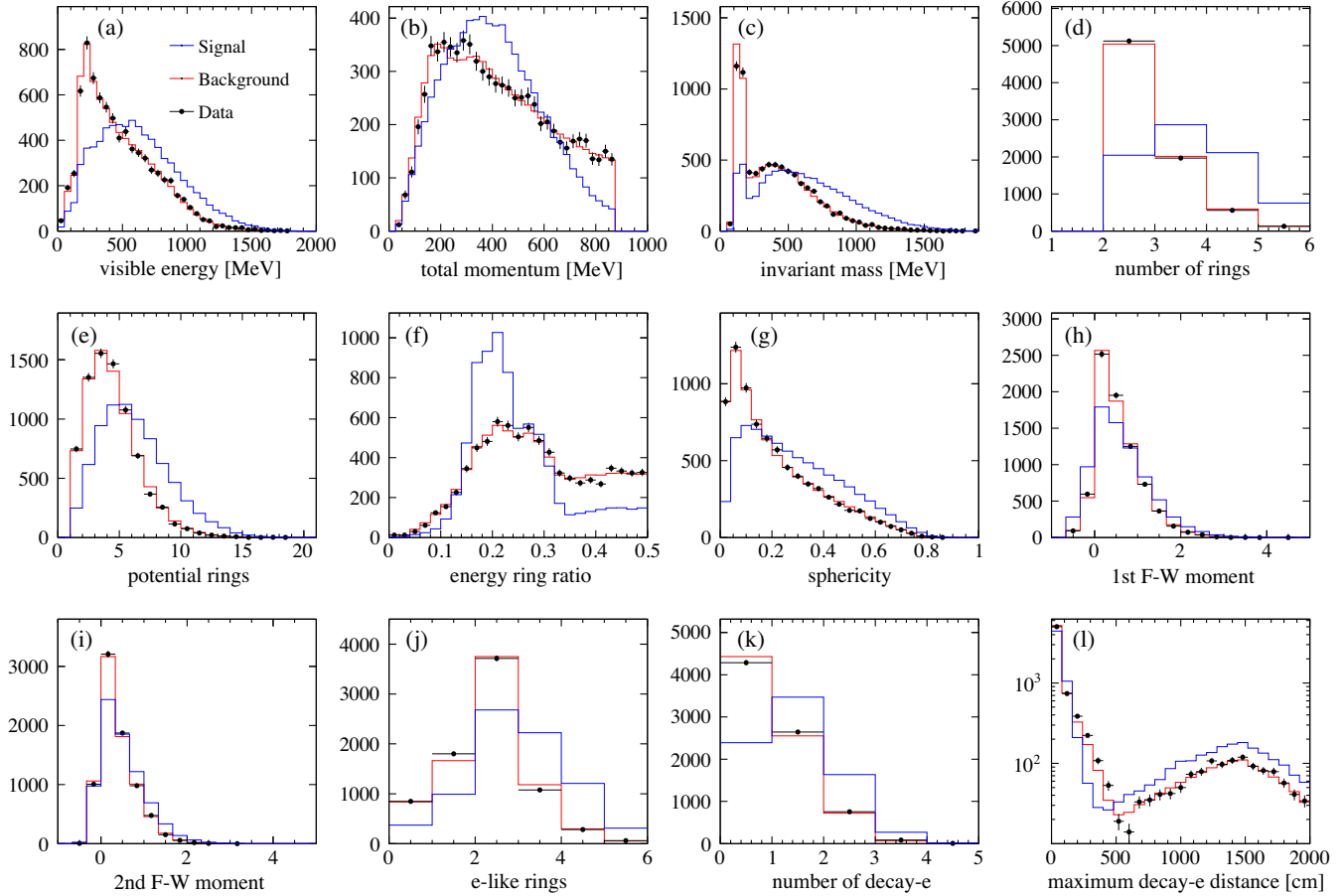


FIG. 2. The 12 input variables to the multivariate analysis for signal (blue), background (red), and data (black), after precuts. Signal and background simulations are normalized to data.

charged current pion production (CC 1π), neutral current pion production (NC 1π), and charged current elastic scattering (CC EL). Figure 4 shows the remaining backgrounds before the MVA cut. After applying the MVA cut,

the remaining backgrounds in the final sample are shown in Table III, with $\nu_\mu + \bar{\nu}_\mu$ contributing 5.8 events, and $\nu_e + \bar{\nu}_e$ contributing 3.5 events. The contribution from $\nu_\tau + \bar{\nu}_\tau$ is less than 0.1 event and is not shown in Table III.

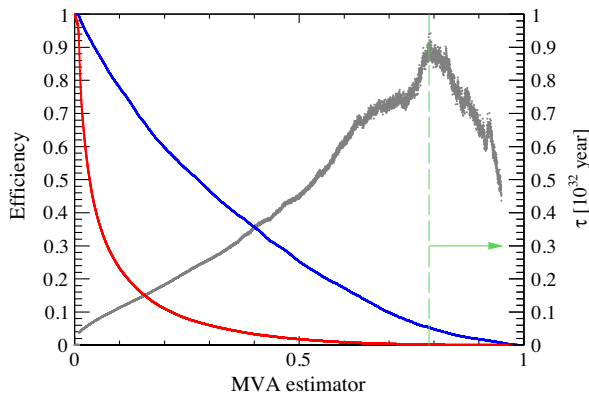


FIG. 3. Signal (blue) and background (red) efficiency as a function of the MVA output estimator threshold. The expected sensitivity at each value of the estimator threshold as estimated using the Rolke method is shown in the gray curve. The dashed line indicates the optimum cut point.

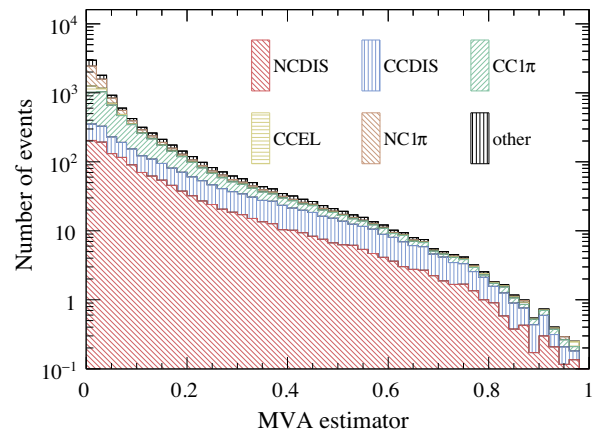


FIG. 4. Remaining neutrino interaction backgrounds as a function of the MVA estimator after preselection and before MVA cut, broken down into interaction channels, as shown in the legend.

TABLE III. Summary of remaining atmospheric neutrino background events after the MVA selection and scaled to the full SK-I-IV live time.

Channel	Events	$\nu_\mu + \bar{\nu}_\mu$	$\nu_e + \bar{\nu}_e$
NC DIS	3.7
CC DIS	3.6	2.0	1.6
CC 1π	1.1	0.7	0.4
CC EL	0.3	0.1	0.2
NC 1π	0.1
Other	0.3
Total	9.3

V. SYSTEMATIC ESTIMATION

In this analysis systematic uncertainties are separated into two categories, those that arise from uncertainty in the physics modeling, such as the hadronization process and final state interaction, and those related to the detector response and event reconstruction.

A. Modeling uncertainties

1. Signal

Uncertainty in the momentum of the oxygen nucleons is expected to impact the resulting momentum of the $n - \bar{n}$ annihilation products. A systematic uncertainty is derived from the difference between the default spectral function model (described in Sec. III) and the Fermi gas model [46] used in the atmospheric neutrino simulation. It yields an uncertainty in the signal efficiency of 7%. Our model does not account for the recent measurement of higher momentum distribution, as summarized in Ref. [47]. With the dominance of FSI systematic uncertainties, the influence is estimated to be small.

Measured uncertainties in the branching fraction of each annihilation channel also introduce a systematic uncertainty in the hadronization process, resulting in uncertainties in the pion multiplicity of signal events. This uncertainty is accounted for by assigning uncertainties on the branching ratio of each channel listed in Table I and Table II based on the statistical uncertainty in the results from the Crystal Barrel [26,27] and the OBELIX experiments [28]. They were then propagated to the analysis by reweighting the various final states accordingly and result in a 4% uncertainty on the signal efficiency.

Final state interaction modeling is the dominant systematic error on the signal efficiency. To estimate this uncertainty, we generated separate MC sets, each with different FSI model parameters that control the strength of the interaction cross sections and are allowed by fits to pion-nucleon scattering data [20]. These MC samples were processed through the same event selection, and the largest change in the signal efficiency is taken as the uncertainty. In this analysis, the largest deviation came from a variation

with enhanced quasielastic scattering and absorption, but with decreased inelastic scattering, which produces fewer hadrons and thus lower efficiency. The assigned uncertainty is 31%.

2. Background

Uncertainties on the atmospheric neutrino background were calculated using the fit result from the SK atmospheric neutrino analysis [40]. A set of weights was constructed for each event, describing how it changes under a 1σ variation of each systematic error parameters used in that analysis. Applying these weights to the MC set allows the uncertainty to be conservatively propagated to the background prediction.

The overall atmospheric neutrino flux normalization has an uncertainty of 15% [40] in the dominant background energy range between 1 and 10 GeV, resulting in a 7% uncertainty in the background rate. In total, the uncertainty introduced by modeling of the flux was estimated to be 8%. Neutrino oscillation parameter uncertainties, particularly from θ_{23} , also introduce a 3% uncertainty. Uncertainties from the neutrino interaction modeling are the most significant contribution to the error budget. The total uncertainty from neutrino interaction was estimated at 24%, among which the main contribution was found to originate from uncertainties in the deep inelastic scattering model and its cross section.

B. Detector systematics

Uncertainties in the detector's energy scale and the reconstruction's ability to accurately identify the number of and particle type of each ring introduce uncertainties in both the signal efficiency and background rate. The energy scale uncertainty is evaluated using calibration sources and control samples, such as cosmic ray muons and their decay electrons [40], and is 3.3% in SK-I, 2.8% in SK-II, 2.4% in SK-III, and 2.1% in SK-IV. It results in a 5% and 11% uncertainty on the signal efficiency and background rate, respectively. Similarly, differences in the water quality in the top and bottom regions of the SK tank introduces an asymmetry in the energy scale that introduces an additional 4% signal efficiency uncertainty and 6% background rate uncertainty.

Ring counting introduces 2% uncertainty in signal efficiency and 1% in background rate. This uncertainty is estimated by comparing the ring counting likelihood distribution of MC sets and a controlled sample of data [48].

For MVA variables besides ring counting, energy scale, and nonuniformity, we use an inclusive controlled sample (FC data after precuts, before MVA), and compare data and MC prediction, as shown in Fig. 2. The source uncertainties are assigned from the deviation of data and MC sets. These source uncertainties are then propagated to efficiency uncertainties.

TABLE IV. Summary of systematic uncertainties on the signal efficiency and backgrounds. The atmospheric neutrino row represents the combined uncertainty from modeling of their flux and interactions.

	Signal Efficiency	Background
Physics		
Fermi motion	7%	...
Hadronization	4%	...
FSI	31%	...
Atmospheric ν	...	24%
Detector		
Energy scale	5%	11%
Non-uniformity	4%	6%
Ring counting	2%	2%
Other MVA variables	4%	7%
Total	33%	28%

TABLE V. Overall efficiency and systematic uncertainty.

	Efficiency	Event rate	Systematics
Signal	4.1%	...	33%
Background	...	0.56 / year	28%

The individual systematic sources and their uncertainties are summarized in Table IV, while the total efficiency and uncertainty are presented in Table V.

VI. RESULT

This full SK-I-IV dataset corresponds to an exposure of 0.37 megaton-years. After applying the cuts above, 11 events are found in data, which is consistent with the expected background of 9.3 ± 2.7 events. Furthermore, data and MC sets are in good agreement both before (Fig. 5) and after (Fig. 6) the MVA cut. The input

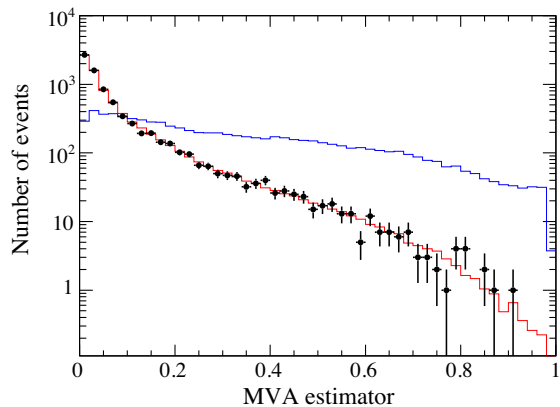


FIG. 5. MVA output estimator after applying the analysis precut. The expected background is shown in red, the signal (scaled to data) in blue, and the data points are shown in black.

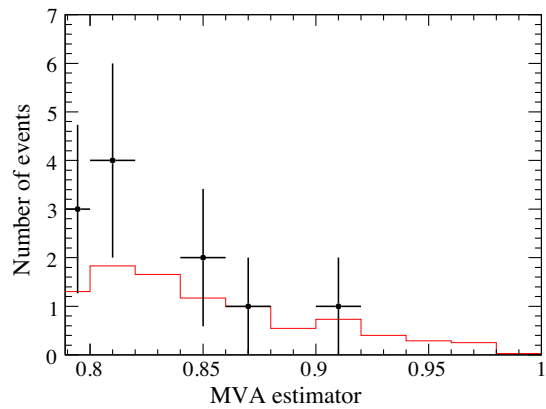


FIG. 6. MVA output estimator after applying the cut at 0.789 in this variable. The expected background is shown in red, the signal in blue, and the data points are shown in black.

variables to the MVA show a similar agreement (Fig. 2). Accordingly, we find no evidence for neutron-antineutrino oscillations.

Figure 7 shows the 11 candidate events within the detector. The spatial distribution is uniform as expected. Figure 8 shows the distribution in time. The dependence of

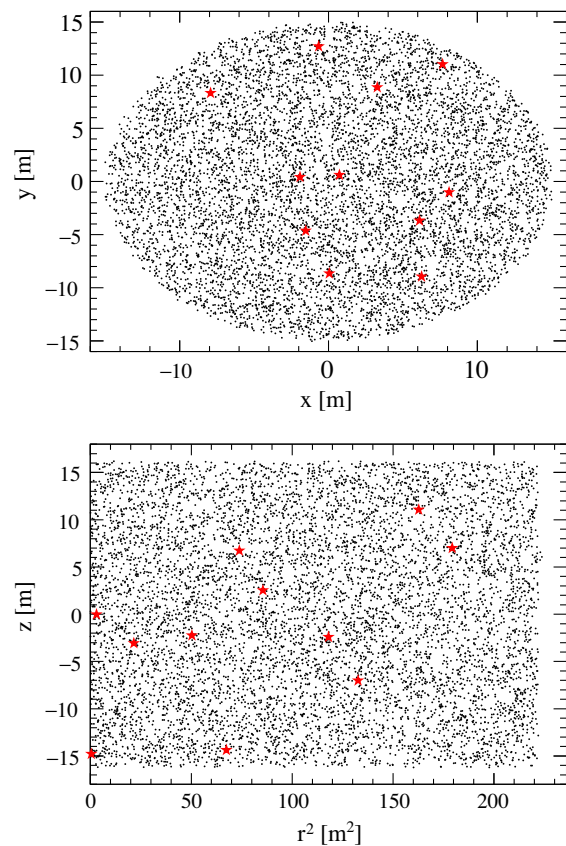


FIG. 7. Spatial distribution of observed events after precuts (black), and after the MVA cut (red) in the plane perpendicular to the detector axis (top) and in the radial and axial direction (bottom).

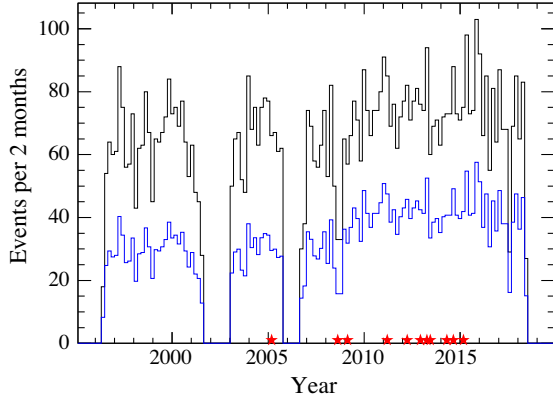


FIG. 8. Distribution of observed events in time after precuts (black) and after the MVA cut (red). For comparison the background expectation after the MVA cut scaled by a factor of 500 is shown in blue.

events after precut on time is due to the live time of SK. Performing a K-S test on the distribution yields a maximum distance between data and MC sets at 0.33. To determine the likelihood of this result, this procedure was repeated on simulated datasets with the same size as the observation and

TABLE VI. Comparison of the expected atmospheric neutrino background, signal efficiency, live time, and observation in each run period.

	SK-I	SK-II	SK-III	SK-IV
Efficiency	3.7%	3.3%	3.7%	4.4%
Background events	1.98	1.03	0.74	5.50
Live days	1489.2	798.6	518.1	3244.1
Candidates	0	1	1	9

TABLE VII. Expected and observed limits from the background-only hypothesis.

	Events	$T_{n-\bar{n}}$ (10^{32} yrs)	$\tau_{n\rightarrow\bar{n}}$ (10^8 s)
Expected	9.3	4.3	5.1
Observed	11	3.6	4.7

TABLE VIII. Comparison of $n - \bar{n}$ oscillation searches from bound neutrons and free neutrons. All values of $\tau_{n\rightarrow\bar{n}}$ results are presented as $\sqrt{T_{n-\bar{n}}/R}$, where R is the nuclear suppression factor used in each reference.

		$T_{n-\bar{n}}$ (10^{32} years)	R (10^{23} /s)	$\tau_{n\rightarrow\bar{n}}$ (10^8 s)
^{16}O	SK-I-IV (this study)	3.6	0.517	4.7
^{16}O	SK-I [15] (2015)	1.9	0.517	3.4
^{16}O	Kamiokande [18] (1986)	0.4	0.517	1.6
^2H	SNO [16] (2017)	0.1	0.25	1.4
^{56}Fe	Soudan II [17] (2002)	0.7	1.4	1.3
^{56}Fe	Frejus [21] (1990)	0.7	1.4	1.2
^{16}O	IMB [19] (1984)	0.2	0.517	1.2
Free neutron	Grenoble [14] (1994)	0.9

assuming a constant rate. Among these pseudoexperiments, 14% had a K-S distance larger than 0.33, indicating no significant deviation from the assumed uniform distribution and is consistent with the expectation from atmospheric backgrounds.

A comparison of the expected atmospheric neutrino background, signal efficiency and observed data in each SK run period is shown in Table VI. Signal efficiencies and background rates are slightly different across these run periods, and the majority of candidate events are found in SK-IV, which has the longest live time. The Poisson probability of observing nine or more events in SK-IV with an expectation of 5.5 events (ignoring systematic uncertainties) is 10.6%. This observation is similarly consistent with the background expectation.

In the absence of a statistically significant excess in data, a lower limit is established. To account for both statistical and systematic uncertainties, we used Rolke method in confidence interval calculation. The observation limit on neutron lifetime is set at 3.6×10^{32} years (90% C.L.). Equation (3) and $R = 0.517 \times 10^{23} \text{ s}^{-1}$ [11] are used to derive the corresponding limit on the $n - \bar{n}$ oscillation time, $\tau_{n\rightarrow\bar{n}} > 4.7 \times 10^8 \text{ s}$. A comparison between the expected sensitivity and this result is shown in Table VII. Alternative calculations of the nuclear suppression factor R can be found in Refs. [12,13].

Table VIII compares the present results with those from other bound neutron experiments and free neutron oscillation experiments. Papers before the year 2000 typically report $\tau_{n\rightarrow\bar{n}}$ assuming $R = 1 \times 10^{23}/\text{s}$, and the previous SK result considered uncertainty in the theoretical prediction of R . For better comparison and easier conversion, $\tau_{n\rightarrow\bar{n}}$ is presented as $\sqrt{T_{n-\bar{n}}/R}$ with corresponding nuclear suppression factor R listed in Table VIII. The limit from free neutron experiments is also listed for reference, but should not be directly compared with the limits from bound neutron experiments due to the medium modifications of the six-quark operator which is still a subject for theoretical interpretation [49]. Among the bound neutron experimental searches so far, this analysis gives the most stringent limit on $n \rightarrow \bar{n}$ oscillation.

VII. CONCLUSION

We performed a $n - \bar{n}$ oscillation search with SK-I-IV data using a multivariate analysis. Compared to previous results [15], the updated final state interaction model predicts fewer pions and less separation between signal and neutrino backgrounds. With the advanced MVA method and the inclusion of multiple new variables, the sensitivity of this analysis is still greatly enhanced.

For the 0.37 megaton-year exposure at SK, we observed 11 events with an expected background of 9.3 ± 2.7 events. There is no statistically significant excess of data events, so a lower limit on the neutron lifetime is set at 3.6×10^{32} years at 90% C.L., corresponding to a lower limit on the neutron-antineutron oscillation time in ^{16}O of $\tau_{n \rightarrow \bar{n}} > 4.7 \times 10^8$ s. This is the world's most stringent limit on neutron-antineutron oscillation so far, with 90% improvement from the previous best limit [15], and is reaching the predicted parameter space of some theoretical models [6].

ACKNOWLEDGMENTS

We gratefully acknowledge the cooperation of the Kamioka Mining and Smelting Company. The

Super-Kamiokande experiment has been built and operated from funding by the Japanese Ministry of Education, Culture, Sports, Science and Technology, the U.S. Department of Energy, and the U.S. National Science Foundation. Some of us have been supported by funds from the National Research Foundation of Korea NRF20090083526 (KNRC) funded by the Ministry of Science, ICT, and Future Planning and the Ministry of Education (Grants No. 2018R1D1A3B07050696 and No. 2018R1D1A1B07049158), the Japan Society for the Promotion of Science, the National Natural Science Foundation of China under Grant No. 11620101004, the Spanish Ministry of Science, Universities and Innovation (Grant No. PGC2018-099388-B-I00), the Natural Sciences and Engineering Research Council (NSERC) of Canada, the Scinet and Westgrid consortia of Compute Canada, the National Science Centre, Poland (2015/18/E/ST2/00758), the Science and Technology Facilities Council (STFC) and GridPPP, United Kingdom, the European Union's Horizon 2020 Research and Innovation Programme under the Marie Skłodowska-Curie Grant Agreement No. 754496, H2020-MSCA-RISE-2018 JENNIFER2 Grant Agreement No. 822070, and H2020-MSCA-RISE-2019 SK2HK Grant Agreement No. 872549.

-
- [1] A. D. Sakharov, Pis'ma Zh. Eksp. Teor. Fiz. **5**, 32 (1967) [Usp. Fiz. Nauk **161**, 61 (1991)].
 - [2] M. Fukugita and T. Yanagida, Phys. Lett. B **174**, 45 (1986).
 - [3] D. G. Phillips II *et al.*, Phys. Rep. **612**, 1 (2016).
 - [4] V. Kuzmin, V. Rubakov, and M. Shaposhnikov, Phys. Lett. **155B**, 36 (1985).
 - [5] K. S. Babu, R. N. Mohapatra, and S. Nasri, Phys. Rev. Lett. **97**, 131301 (2006).
 - [6] K. S. Babu, P. S. B. Dev, E. C. F. S. Fortes, and R. N. Mohapatra, Phys. Rev. D **87**, 115019 (2013).
 - [7] S. Nussinov and R. Shrock, Phys. Rev. Lett. **88**, 171601 (2002).
 - [8] C. Grojean, B. Shakya, J. D. Wells, and Z. Zhang, Phys. Rev. Lett. **121**, 171801 (2018).
 - [9] E. Rinaldi, S. Syritsyn, M. L. Wagman, M. I. Buchoff, C. Schroeder, and J. Wasem, Phys. Rev. Lett. **122**, 162001 (2019).
 - [10] S. Girmohanta and R. Shrock, Phys. Rev. D **101**, 095012 (2020).
 - [11] E. Friedman and A. Gal, Phys. Rev. D **78**, 016002 (2008).
 - [12] J. Haidenbauer and U.-G. Meiner, Chin. Phys. C **44**, 033101 (2020).
 - [13] F. Oosterhof, B. Long, J. de Vries, R. Timmermans, and U. van Kolck, Phys. Rev. Lett. **122**, 172501 (2019).
 - [14] M. Baldo-Ceolin *et al.*, Z. Phys. C **63**, 409 (1994).
 - [15] K. Abe *et al.* (Super-Kamiokande Collaboration), Phys. Rev. D **91**, 072006 (2015).
 - [16] B. Aharmim *et al.* (SNO Collaboration), Phys. Rev. D **96**, 092005 (2017).
 - [17] J. Chung *et al.*, Phys. Rev. D **66**, 032004 (2002).
 - [18] M. Takita *et al.* (Kamiokande Collaboration), Phys. Rev. D **34**, 902 (1986).
 - [19] T. W. Jones *et al.* (Irvine-Michigan-Brookhaven Collaboration), Phys. Rev. Lett. **52**, 720 (1984).
 - [20] J. D. Gustafson, A search for baryon number violation by two units at the Super-Kamiokande detector, Ph.D. Thesis, Boston University, 2016.
 - [21] C. Berger *et al.* (Frejus Collaboration), Phys. Lett. B **240**, 237 (1990).
 - [22] Y. Fukuda *et al.* (Super-Kamiokande Collaboration), Nucl. Instrum. Methods Phys. Res., Sect. A **501**, 418 (2003).
 - [23] K. Abe, Y. Hayato, T. Iida, K. Iyogi, J. Kameda, Y. Kishimoto, Y. Koshio, L. Marti, M. Miura, S. Moriyama *et al.*, Nucl. Instrum. Methods Phys. Res., Sect. A **737**, 253 (2014).
 - [24] R. D. Woods and D. S. Saxon, Phys. Rev. **95**, 577 (1954).
 - [25] K. Nakamura, S. Hiramatsu, T. Kamae, H. Muramatsu, N. Izutsu, and Y. Watase, Nucl. Phys. **A268**, 381 (1976).
 - [26] E. Klempt, C. Batty, and J.-M. Richard, Phys. Rep. **413**, 197 (2005).
 - [27] C. Amsler *et al.* (Crystal Barrel Collaboration), Nucl. Phys. **A720**, 357 (2003).
 - [28] T. Bressani and A. Filippi, Phys. Rep. **383**, 213 (2003).

- [29] R. Bizzarri, Nucleon-antinucleon annihilation at low energies, in *Physics at LEAR with Low-Energy Cooled Anti-protons*, edited by U. Gastaldi and R. Klapisch (Springer, New York, Boston, Massachusetts, 1984), pp. 193–200.
- [30] P. Pavlopoulos *et al.*, *AIP Conf. Proc.* **41**, 340 (1978).
- [31] G. Backenstoss *et al.*, *Nucl. Phys.* **B228**, 424 (1983).
- [32] P. de Perio, *AIP Conf. Proc.* **1405**, 223 (2011).
- [33] L. L. Salcedo, E. Oset, M. J. Vicente-Vacas, and C. Garcia-Recio, *Nucl. Phys.* **A484**, 557 (1988).
- [34] M. Honda, T. Kajita, K. Kasahara, S. Midorikawa, and T. Sanuki, *Phys. Rev. D* **75**, 043006 (2007).
- [35] M. Honda, T. Kajita, K. Kasahara, and S. Midorikawa, *Phys. Rev. D* **83**, 123001 (2011).
- [36] Y. Hayato, *Acta Phys. Pol. B* **40**, 2477 (2009).
- [37] R. Brun, F. Bruyant, F. Carminati, S. Giani, M. Maire, A. McPherson, G. Patrick, and L. Urban, <https://doi.org/10.17181/CERN.MUHF.DMJ1>.
- [38] K. Abe *et al.*, *Nucl. Instrum. Methods Phys. Res., Sect. A* **737**, 253 (2014).
- [39] C. Zeitnitz and T. A. Gabriel, *Nucl. Instrum. Methods Phys. Res., Sect. A* **349**, 106 (1994).
- [40] K. Abe *et al.* (Super-Kamiokande Collaboration), *Phys. Rev. D* **97**, 072001 (2018).
- [41] P. V. C. Hough, *Conf. Proc.* **C590914**, 554 (1959).
- [42] J. D. Bjorken and S. J. Brodsky, *Phys. Rev. D* **1**, 1416 (1970).
- [43] G. C. Fox and S. Wolfram, *Phys. Rev. Lett.* **41**, 1581 (1978).
- [44] F. Rosenblatt, *Am. J. Psychol.* **76**, 705 (1963).
- [45] W. A. Rolke, A. M. Lopez, and J. Conrad, *Nucl. Instrum. Methods Phys. Res., Sect. A* **551**, 493 (2005).
- [46] R. A. Smith and E. J. Moniz, *Nucl. Phys.* **B43**, 605 (1972); **B101**, 547(E) (1975).
- [47] A. Bodek and T. Cai, *Eur. Phys. J. C* **79**, 293 (2019).
- [48] M. Tanaka, Search for proton decay into three charged leptons in Super-Kamiokande, Ph. D. thesis, Tokyo Institute of Technology, 2019.
- [49] C. B. Dover, A. Gal, and J. M. Richard, *Phys. Rev. C* **31**, 1423 (1985).