

This is a repository copy of *Measurement of the proton spin structure at long distances*.

White Rose Research Online URL for this paper:

<https://eprints.whiterose.ac.uk/171946/>

Version: Accepted Version

Article:

(2021) Measurement of the proton spin structure at long distances. *Nature Physics*. pp. 736-741. ISSN 1745-2473

<https://doi.org/10.1038/s41567-021-01198-z>

Reuse

Items deposited in White Rose Research Online are protected by copyright, with all rights reserved unless indicated otherwise. They may be downloaded and/or printed for private study, or other acts as permitted by national copyright laws. The publisher or other rights holders may allow further reproduction and re-use of the full text version. This is indicated by the licence information on the White Rose Research Online record for the item.

Takedown

If you consider content in White Rose Research Online to be in breach of UK law, please notify us by emailing eprints@whiterose.ac.uk including the URL of the record and the reason for the withdrawal request.

Measurement of the proton spin structure at long distances

X. Zheng,¹ A. Deur,^{2,1,*} H. Kang,³ S.E. Kuhn,⁴ M. Ripani,⁵ J. Zhang,¹ K.P. Adhikari,^{4,2,6,†} S. Adhikari,⁷ M.J. Amarian,⁴ H. Atac,⁸ H. Avakian,² L. Barion,⁹ M. Battaglieri,^{2,5} I. Bedlinskiy,¹⁰ F. Benmokhtar,¹¹ A. Bianconi,^{12,13} A.S. Biselli,¹⁴ S. Boiarinov,² M. Bondi,⁵ F. Bossù,¹⁵ P. Bosted,¹⁶ W.J. Briscoe,¹⁷ J. Brock,² W.K. Brooks,^{18,2} D. Bolumulla,⁴ V.D. Burkert,² C. Carlin,² D.S. Carman,² J.C. Carvajal,⁷ A. Celentano,⁵ P. Chatagnon,¹⁹ T. Chetry,⁶ J.-P. Chen,² S. Choi,³ G. Ciullo,^{9,20} L. Clark,²¹ P.L. Cole,^{22,23} M. Contalbrigo,⁹ V. Crede,²⁴ A. D'Angelo,^{25,26} N. Dashyan,²⁷ R. De Vita,⁵ M. Defurne,¹⁵ S. Diehl,^{28,29} C. Djalali,^{30,31} V.A. Drozdov,³² R. Dupre,¹⁹ M. Ehrhart,³³ A. El Alaoui,¹⁸ L. Elouadrhiri,² P. Eugenio,²⁴ G. Fedotov,³² S. Fegan,³⁴ R. Fersch,^{35,16} A. Filippi,³⁶ T.A. Forest,²³ Y. Ghandilyan,²⁷ G.P. Gilfoyle,³⁷ K.L. Giovanetti,³⁸ F.-X. Girod,^{2,29} D.I. Glazier,²¹ R.W. Gothe,³¹ K.A. Griffioen,¹⁶ M. Guidal,¹⁹ N. Guler,⁴ L. Guo,^{7,2} K. Hafidi,³³ H. Hakobyan,^{18,27} M. Hattawy,³³ T.B. Hayward,¹⁶ D. Heddle,^{35,2} K. Hicks,³⁰ A. Hobart,¹⁹ T. Holmstrom,¹⁶ M. Holtrop,³⁹ Y. Ilieva,^{31,17} D.G. Ireland,²¹ E.L. Isupov,³² H.S. Jo,^{40,19} K. Joo,²⁹ S. Joosten,³³ C.D. Keith,² D. Keller,¹ A. Khanal,⁷ M. Khandaker,^{41,‡} C.W. Kim,¹⁷ W. Kim,⁴⁰ F.J. Klein,⁴² A. Kripko,²⁸ V. Kubarovskiy,^{2,43} L. Lanza,²⁵ M. Leali,^{12,13} P. Lenisa,^{9,20} K. Livingston,²¹ E. Long,³⁹ I.J.D. MacGregor,²¹ N. Markov,²⁹ L. Marsicano,⁵ V. Mascagna,^{44,13} B. McKinnon,²¹ D.G. Meekins,² T. Mineeva,¹⁸ M. Mirazita,⁴⁵ V. Mokeev,^{2,32} C. Mullen,⁵ P. Nadel-Turonski,^{2,17} K. Neupane,³¹ S. Nicolai,¹⁹ M. Osipenko,⁵ A.I. Ostrovidov,²⁴ M. Paolone,⁸ L. Pappalardo,^{9,20} K. Park,^{40,2} E. Pasyuk,² W. Phelps,⁷ S.K. Phillips,³⁹ O. Pogorelko,¹⁰ J. Poudel,⁴ Y. Prok,^{4,1} B.A. Raue,^{7,2} J. Ritman,⁴⁶ A. Rizzo,^{25,26} G. Rosner,²¹ P. Rossi,^{2,45} J. Rowley,³⁰ F. Sabatié,¹⁵ C. Salgado,⁴¹ A. Schmidt,¹⁷ R.A. Schumacher,⁴⁷ M.L. Seely,² Y.G. Sharabian,² U. Shrestha,³⁰ S. Širca,⁴⁸ K. Slifer,^{1,39} N. Sparveris,⁸ S. Stepanyan,² I.I. Strakovsky,¹⁷ S. Strauch,³¹ V. Sulkosky,¹⁶ N. Tyler,³¹ M. Ungaro,^{2,43} L. Venturelli,^{12,13} H. Voskanyan,²⁷ E. Voutier,¹⁹ D.P. Watts,³⁴ X. Wei,² L.B. Weinstein,⁴ M.H. Wood,^{49,31} B. Yale,¹⁶ N. Zachariou,³⁴ and Z.W. Zhao^{4,31}

(The Jefferson Lab CLAS Collaboration)

¹University of Virginia, Charlottesville, Virginia 22904, USA

²Thomas Jefferson National Accelerator Facility, Newport News, Virginia 23606, USA

³Seoul National University, Seoul 08826, Korea

⁴Old Dominion University, Norfolk, Virginia 23529, USA

⁵INFN, Sezione di Genova, 16146 Genova, Italy

⁶Mississippi State University, Mississippi State, MS 39762, USA

⁷Florida International University, Miami, Florida 33199, USA

⁸Temple University, Philadelphia, PA 19122, USA

⁹INFN, Sezione di Ferrara, 44100 Ferrara, Italy

¹⁰National Research Centre Kurchatov Institute - ITEP, Moscow, 117259, Russia

¹¹Duquesne University, 600 Forbes Avenue, Pittsburgh, PA 15282, USA

¹²Università degli Studi di Brescia, 25123 Brescia, Italy

¹³INFN, Sezione di Pavia, 27100 Pavia, Italy

¹⁴Fairfield University, Fairfield, Connecticut 06824, USA

¹⁵IRFU, CEA, Université Paris-Saclay, F-91191 Gif-sur-Yvette, France

¹⁶College of William and Mary, Williamsburg, Virginia 23187, USA

¹⁷The George Washington University, Washington, DC 20052, USA

¹⁸Universidad Técnica Federico Santa María, Casilla 110-V Valparaíso, Chile

¹⁹Université Paris-Saclay, CNRS/IN2P3, IJCLab, 91405 Orsay, France

²⁰Università di Ferrara, 44121 Ferrara, Italy

²¹University of Glasgow, Glasgow G12 8QQ, United Kingdom

²²Lamar University, 4400 MLK Blvd, PO Box 10009, Beaumont, Texas 77710, USA

²³Idaho State University, Pocatello, Idaho 83209, USA

²⁴Florida State University, Tallahassee, Florida 32306, USA

²⁵INFN, Sezione di Roma Tor Vergata, 00133 Rome, Italy

²⁶Università di Roma Tor Vergata, 00133 Rome Italy

²⁷Yerevan Physics Institute, 375036 Yerevan, Armenia

²⁸II Physikalisches Institut der Universitaet Giessen, 35392 Giessen, Germany

²⁹University of Connecticut, Storrs, Connecticut 06269, USA

³⁰Ohio University, Athens, Ohio 45701, USA

³¹University of South Carolina, Columbia, South Carolina 29208, USA

³²Skobeltsyn Institute of Nuclear Physics, Lomonosov Moscow State University, 119234 Moscow, Russia

³³Argonne National Laboratory, Argonne, Illinois 60439, USA

³⁴University of York, York YO10 5DD, United Kingdom

³⁵Christopher Newport University, Newport News, Virginia 23606, USA

³⁶INFN, Sezione di Torino, 10125 Torino, Italy

³⁷University of Richmond, Richmond, Virginia 23173, USA

- ³⁸ James Madison University, Harrisonburg, Virginia 22807, USA
³⁹ University of New Hampshire, Durham, New Hampshire 03824, USA
⁴⁰ Kyungpook National University, Daegu 41566, Republic of Korea
⁴¹ Norfolk State University, Norfolk, Virginia 23504, USA
⁴² Catholic University of America, Washington, D.C. 20064, USA
⁴³ Rensselaer Polytechnic Institute, Troy, New York 12180-3590
⁴⁴ Università degli Studi dell'Insubria, 22100 Como, Italy
⁴⁵ INFN, Laboratori Nazionali di Frascati, 00044 Frascati, Italy
⁴⁶ Institute für Kernphysik (Juelich), Juelich, Germany
⁴⁷ Carnegie Mellon University, Pittsburgh, Pennsylvania 15213, USA
⁴⁸ University of Ljubljana, Slovenia Jožef Stefan Institute, Ljubljana, Slovenia
⁴⁹ Canisius College, Buffalo, NY 14208, USA

Measuring the spin structure of nucleons (protons and neutrons) extensively tests our understanding of how nucleons arise from quarks and gluons, the fundamental building blocks of nuclear matter. The nucleon spin structure is typically probed in scattering experiments using polarized beams and polarized nucleon targets, and the results are compared with predictions from Quantum Chromodynamics directly or with effective theories that describe the strong nuclear force. Here we report on new proton spin structure measurements with significantly better precision and improved coverage than previous data at low momentum transfer squared between 0.012 and 1.0 GeV². This kinematic range provides unique tests of effective field theory predictions. Our results show that a complete description of the nucleon spin remains elusive. They call for further theoretical works that include the more fundamental lattice gauge method. Finally, our data agree with the Gerasimov-Drell-Hearn sum rule, a fundamental prediction of quantum field theory.

Understanding how hadronic matter arises from its fundamental constituents, quarks and gluons, is central to the study of nuclear and particle physics. Although the strong interaction is described by Quantum Chromodynamics (QCD), it remains the least understood force in the Standard Model. The difficulty arises because the QCD coupling constant α_s becomes large at long distances [1], making traditional perturbative expansions in powers of α_s infeasible. Consequently, complex phenomena like quark confinement are hard to understand quantitatively. The most fundamental approach to calculate QCD non-perturbatively is lattice gauge theory [2]. A second approach is provided by Effective Field Theories (EFT), which maintain rigorous, traceable connections to the underlying fundamental theory. A popular approach is chiral effective field theory (χ EFT) [3, 4], which is constructed from hadronic degrees of freedom and incorporates the symmetries of QCD, including its approximate chiral symmetry. By making use of a perturbative expansion in small parameters, χ EFT predicts experimental observables from a limited set of phenomenological inputs. Although generally successful, χ EFT has been challenged by experimental data that depend explicitly on spin degrees of freedom [5, 6]. This is not unprecedented: other theoretical predictions had been thought to be robust until confronted with spin observables, including parity symmetry [7], the Ellis-Jaffe spin sum rule [8], the nucleon spin asymmetry A_1 [9], and lattice QCD calculations of the nucleon axial charge [10]. Therefore, fully understanding QCD and nuclear matter requires an extensive set of spin observables.

We report on the measurements performed using a polarized electron beam to probe a polarized proton at the Thomas

Jefferson National Accelerator Facility (Jefferson Lab), in Virginia, USA. We measured spin-dependent cross sections in the nucleon resonance region at very low Q^2 , i.e. at long distances. Here, Q^2 is the square of the 4-momentum transferred from the electron to the proton and represents the inverse of the distance scale probed by the scattering. Polarized electrons with energies of 3.0, 2.3, 2.0, 1.3 and 1.1 GeV, produced by Jefferson Lab's Continuous Electron Beam Accelerator Facility (CEBAF), were scattered from a polarized proton target [11, 12]. The beam polarization (P_b) was measured to be 85% with a total uncertainty of 2% using a Møller polarimeter [13]. The target contained granules of NH₃ that were dynamically polarized [11] at 1K in a 5 T magnetic field. The target polarization (P_t) varied from 75% to 90%, as monitored by nuclear magnetic resonance polarimetry. As described below and in the Methods section, the product $P_b P_t$ was measured to a relative precision of (2 – 5)%. The scattered electrons were identified using the CEBAF Large Acceptance Spectrometer (CLAS) [13], which was equipped with a multi-layer drift chamber detector for charged particle tracking, a scintillator hodoscope for particle time-of-flight measurement, an electromagnetic calorimeter and a Cherenkov Counter for discriminating scattered electrons from other background particles. The Cherenkov Counter in one of the six sectors of CLAS was modified specifically for this experiment to detect electron scattering at angles as low as 6°. Only this sector was used to collect the inclusive electron scattering data reported here.

The dominant scattering process is the one-photon exchange, in which the incident electron exchanges a single virtual photon with the nucleon of mass M , see Fig. 1. The 4-momentum transferred from the electron to the nucleon is $q^\mu = k^\mu - k'^\mu = (\nu, \mathbf{q})$, in which k^μ and k'^μ are the 4-momenta of the incident and the scattered electrons, respectively, and ν is the energy transfer. In the following, we describe this process using the Lorentz-invariant vari-

* email: deurpam@jlab.org

† Now at Hampton University, Hampton, Virginia 23669, USA

‡ Now at Idaho State University, Pocatello, Idaho 83209, USA

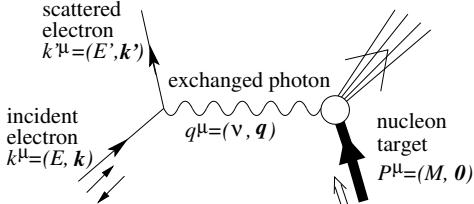


FIG. 1. The one-photon exchange process of polarized electron scattering off a polarized nucleon. The 4-momenta of the incident and the scattered electrons are $k^\mu = (E, \mathbf{k})$ and $k'^\mu = (E', \mathbf{k}')$, respectively. The spin direction of the incident electron is indicated by the arrows $\uparrow\downarrow$. The nucleon, if at rest, has $P = (M, \mathbf{0})$ and its spin is indicated by the outlined arrow \uparrow .

ables $Q^2 = -q^2$, and the Bjorken scaling variable $x \equiv -q^2/(2P \cdot q)$ or the invariant mass of the photon-nucleon system $W \equiv \sqrt{(P+q)^2} = \sqrt{P^2 + (1/x-1)Q^2}$. The inclusive electron scattering cross section can be written as a linear combination of structure functions, of which $F_1(x, Q^2)$ and $F_2(x, Q^2)$ represent the spin-independent part of the cross section, and the spin structure functions $g_1(x, Q^2)$ and $g_2(x, Q^2)$ describe its dependence on the beam and target spin polarization. These structure functions encode the internal structure of the target. Alternatively, one can describe the spin-dependent part of the nucleon response in terms of virtual photo-absorption asymmetries $A_1 = [g_1 - (Q^2/\nu^2)g_2]/F_1$ and $A_2 = (\sqrt{Q^2}/\nu)(g_1 + g_2)/F_1$ [14]. The polarized cross section difference $\Delta\sigma \equiv \sigma^{\downarrow\uparrow} - \sigma^{\uparrow\uparrow}$, with $\uparrow\downarrow$ representing the beam helicity state and $\uparrow\downarrow$ the target spin orientation, is largely proportional to g_1 (or equivalently A_1F_1) with a small contribution from A_2F_1 .

The proton spin structure function g_1 and the product A_1F_1 were extracted from the difference in the measured yield, N , of scattered electrons from a longitudinally polarized target between opposite beam helicity states:

$$\frac{N^{\downarrow\uparrow}}{Q_b^\downarrow} - \frac{N^{\uparrow\uparrow}}{Q_b^\uparrow} = \Delta\sigma(W, Q^2) \mathcal{L} P_b P_t a(W, Q^2), \quad (1)$$

where Q_b is the time-integrated beam current, \mathcal{L} is the areal density of polarized protons in the target, and $a(W, Q^2)$ accounts for the detector acceptance and efficiency. The product $\mathcal{L}P_bP_t$ was measured directly using elastic scattering on the proton and $a(W, Q^2)$ was determined using a Monte Carlo simulation of the experiment; see the Methods section for details. Examples of our g_1 results on the proton are shown in Fig. 2. Our results extend the measured Q^2 range down to below the pion mass squared (m_π^2), three times smaller than previous data [14–22], which makes it possible to rigorously test χ EFT calculations for spin-dependent observables.

In our study, we utilize sum rules that relate integrals of structure functions to amplitudes calculable by lattice QCD [23, 24] or χ EFT, or to known static properties of the target. One such relation is the Gerasimov-Drell-Hearn (GDH) sum rule [25, 26] for real photon absorption ($Q^2 = 0$):

$$\int_{\nu_0}^{\infty} \Delta\sigma(\nu) \frac{d\nu}{\nu} = -\frac{2\pi^2\alpha}{M^2} \kappa^2, \quad (2)$$

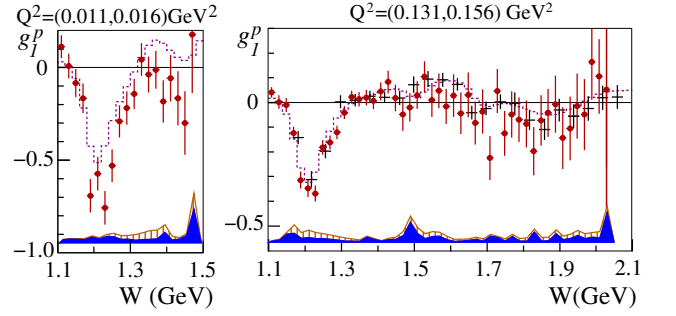


FIG. 2. Results on g_1 of the proton (solid circles) vs invariant mass W for the lowest ($0.011 \leq Q^2 \leq 0.016 \text{ GeV}^2$) bin and an intermediate ($0.131 \leq Q^2 \leq 0.156 \text{ GeV}^2$) bin, compared to a parameterization of previous world data (dotted curve) [14]. The error bars are statistical. The solid and the vertically-hatched bands show the experimental and the parameterization uncertainties, respectively. Results from a previous experiment carried out in Jefferson Lab's Hall B [14] are shown when available (crosses).

with κ the anomalous magnetic moment of the target particle, ν_0 the inelastic threshold and α the fine-structure constant. Theoretical arguments indicate that the divergence of the $1/\nu$ factor is compensated by the fast decrease of $\Delta\sigma$ with ν . This is supported by experiments which have verified the GDH sum rule for the proton within about 7% accuracy [27, 28]. There exist several prescriptions that generalize the GDH sum rule to electron scattering in terms of moments of spin structure functions integrated over x (which is equal to $Q^2/2M\nu$ in the laboratory frame). One often-used generalization is [29]:

$$\Gamma_1(Q^2) \equiv \int_0^{x_0} g_1(x, Q^2) dx = \frac{Q^2}{2M^2} I_1(Q^2), \quad (3)$$

where $x_0 = Q^2/(W_{thr}^2 - M^2 + Q^2)$ corresponds to the electroproduction threshold $W_{thr} = M + m_\pi = 1.073 \text{ GeV}$. Equation (3) defines the integral I_1 , which is related to the first polarized doubly-virtual Compton scattering (VVCS) amplitude that is calculable in the $\nu \rightarrow 0$ limit with lattice QCD or χ EFT [3, 4, 30–39]. The other prevailing generalization of the GDH integral is [40]:

$$I(Q^2) = \frac{2M^2}{Q^2} \int_0^{x_0} [A_1(x, Q^2)F_1(x, Q^2)] dx, \quad (4)$$

which can be calculated from both the first and the second spin-dependent VVCS amplitudes in the $\nu \rightarrow 0$ limit. The $I(Q^2)$ thus obtained can be extrapolated to $Q^2 = 0$ to test the original GDH prediction $I(0) = \kappa^2/4$. In this work, we present results on both generalizations.

To form the spin structure integrals in Eqs. (3 & 4), the measured values of g_1 or A_1F_1 were used whenever available from our experiment up to a maximum x corresponding to $W = 1.15 \text{ GeV}$, which was chosen to limit the background from the elastic radiative tail (see Methods section) and down to a minimum x determined by the beam energy and the acceptance of CLAS. Contributions from regions at low x (down to $x = 10^{-3}$) and at high x from W_{thr} to $W = 1.15 \text{ GeV}$ were evaluated using a parameterization of previous data [14].

Results on $\Gamma_1(Q^2)$ and $I(Q^2)$ are shown in Figs. 3 and 4.

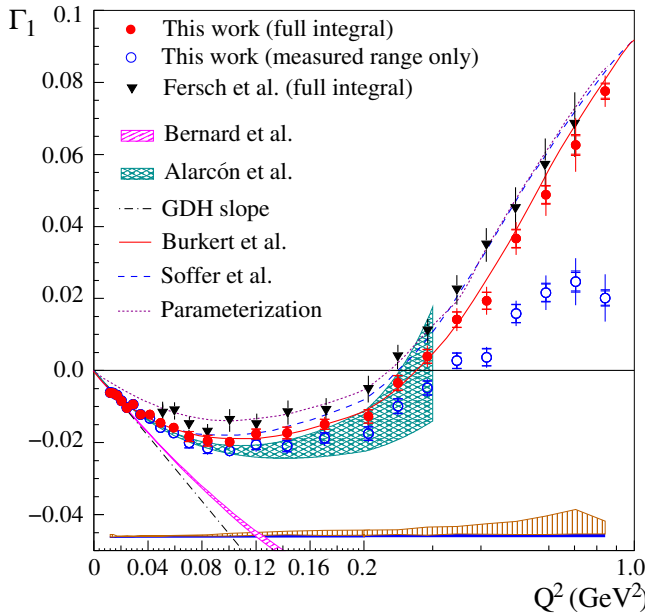


FIG. 3. Results on $\Gamma_1(Q^2)$ for the proton. Integrals over the experimentally covered x range are shown as open circles. Full integrals are shown as solid circles. The inner and the outer error bars (sometimes too small to be seen) are for statistical and total uncertainties, respectively. Results from a previous experiment [14] are shown as solid triangles. The solid and the vertically-hatched bands show the experimental and the parameterization uncertainties, respectively. Also shown are the latest χ EFT predictions by Bernard *et al.* [36] (diagonally hatched band) and Alarcón *et al.* [37] (cross-hatched band), phenomenological models by Burkert *et al.* [41] (solid curve) and Soffer *et al.* [42] (dashed curve), as well as our spin structure function parameterization [14] (dotted curve). The dash-dotted line is the slope predicted by the GDH sum rule as $Q^2 \rightarrow 0$.

To quantify the degree of agreement between our data and the recent χ EFT predictions [36, 37], we computed the χ^2 per degree of freedom between these predictions and our results. We find that the predictions in [36] agree with our results only at the lowest few Q^2 points, up to $Q^2 = 0.024(0.014)$ GeV² for Γ_1 (I), if we require a $\chi^2_{\text{reduced}} < 2$. On the other hand, the predictions in [37] agree with our data over their full range, with $\chi^2_{\text{reduced}} < 2$ up to $Q^2 = 0.3$ GeV². The phenomenological models [41, 42] agree well with our results for all Q^2 values. The new results on $\Gamma_1(Q^2)$ generally agree with a previous experiment [14] in the overlapping Q^2 region. However, there exist visible differences between our results and the spin structure function parameterization [14], indicating that it can be improved with our new data. Extrapolating our results on $I(Q^2)$ to $Q^2 = 0$ yields

$$I^{\text{exp}}(0) = -0.798 \pm 0.042 \quad (5)$$

assuming the Q^2 -dependence of I predicted by Alarcón *et al.* [37] within their quoted theoretical uncertainty (see details in the Methods section). This result is in good agreement with the GDH sum rule prediction $I^{\text{GDH}} = -\kappa^2/4 = -0.804(0)$ for the proton and with the experimental photoproduction result $-0.832 \pm 0.023(\text{stat}) \pm 0.063(\text{syst})$ [27, 28]. Our results provide, for the first time, a test of the GDH sum independent

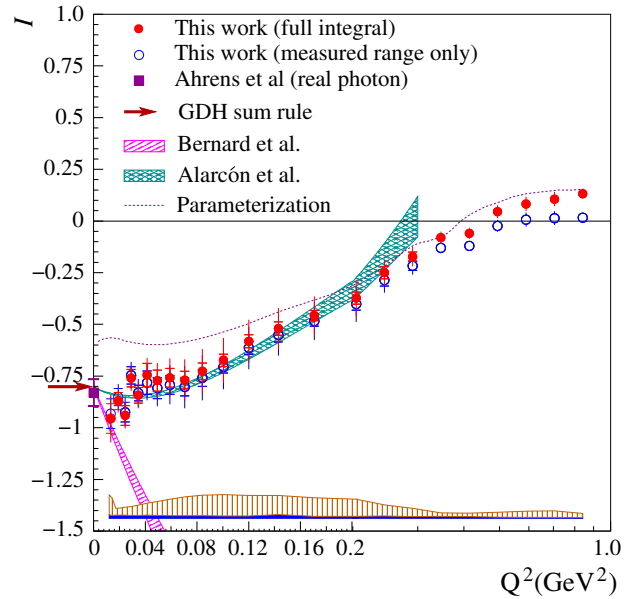


FIG. 4. Results on I for the proton, with symbols the same as in Fig. 3. The GDH value is shown by the arrow at $I^{\text{GDH}} = -0.804$. The experimental photoproduction result [27, 28] is shown by the solid square.

from exclusive photoproduction [27, 28].

Predictions from χ EFT for $I(Q^2)$ and $\Gamma_1(Q^2)$ are constrained at $Q^2 = 0$ by the GDH sum rule. No such constraint is available for $\gamma_0(Q^2)$, the generalized longitudinal spin polarizability, related by a sum rule to the integral of $A_1 F_1$ [40, 43]:

$$\gamma_0(Q^2) = \frac{16\alpha M^2}{Q^6} \int_0^{x_0} x^2 A_1(x, Q^2) F_1(x, Q^2) dx. \quad (6)$$

This endows $\gamma_0(Q^2)$ with additional resolving power to test the several theoretical predictions available. Furthermore, the x^2 weighting in Eq. (6) suppresses the low- x contribution. This is beneficial since the low- x region is inaccessible experimentally and must be estimated using models, which introduces model uncertainty. The two integrals I and γ_0 have different systematic uncertainties and therefore provide complementary tests of theoretical predictions.

Our results for $\gamma_0(Q^2)$ are shown in Fig. 5. Neither of the new χ EFT calculations describes the full data set well: The calculation from Ref. [36] agrees in magnitude (but not in slope) with our lowest Q^2 results up to $Q^2 \approx 0.025$ GeV², while the calculation from Ref. [37] describes the shape of the data only marginally below that Q^2 value. Together with the photoproduction data point [27, 28, 44], our data indicate a strong change in Q^2 slope towards a value consistent with that predicted in Ref. [36] at very low Q^2 . Classically, γ_0 represents the distortion of the proton spin structure in response to the interference between various transverse electric and magnetic field components of the virtual photon shown in Fig. 1. In a hadronic picture, γ_0 is principally due to the difference between the contribution from the pion cloud of the proton (positive) and the excitation of the Δ (negative) [37]. The data thus indicate that the Δ contribution dominates at

the photon point and becomes even more important for small- Q^2 virtual photons. This may be pictured intuitively from the extended size of the pion cloud whose contribution is quickly suppressed with increasing Q^2 . However, at higher Q^2 , the slope turns over since the polarizability is a global feature of the proton which must vanish as $Q^2 \rightarrow \infty$, as seen from the $1/Q^6$ factor in Eq. (6).

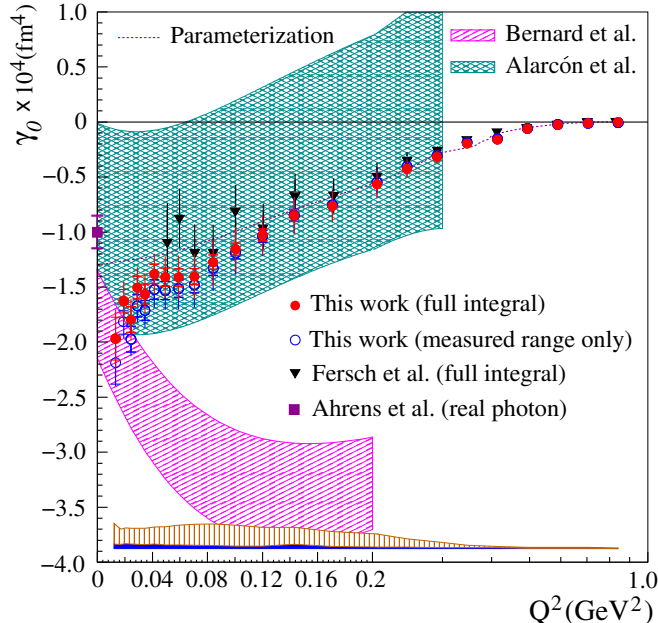


FIG. 5. Results on $\gamma_0(Q^2)$ for the proton, with symbols the same as in Fig. 3. The photoproduction data point [27, 28, 44] is shown as the solid square.

Although the upper bound of the validity domain of χ EFT is not known, the kinematic coverage of our data is well within its expected range between $m_\pi^2 \approx 0.02$ GeV² and the chiral symmetry breaking scale, $\Lambda_\chi^2 \approx 1$ GeV². The actual validity range depends on the orders of the expansion parameter m_π/Λ_χ at which the calculations are done, the expansion method, and the observable. One reason for the limited success of χ EFT in describing our results may be coming from the difficulty to fully account for the Δ resonance, the proton's first excited state. In fact, early χ EFT calculations [30–32] did not explicitly include the Δ excitation, which slows down the convergence of the χ EFT perturbation series, or they included it phenomenologically [33–35]. This was thought to be the reason why many of the early nucleon spin structure function data [15–22] disagreed with calculations [30–35]. This disagreement prompted refined χ EFT calculations [36–39] and a new experimental program at Jefferson Lab optimized to cover the χ EFT domain [45, 46], including the measurement reported here. The latest calculations [36–39] both include the Δ but differ in their expansion method to account for the π - Δ corrections. Ref. [36] treats the nucleon- Δ mass difference δM as a small parameter of the same order as m_π . Refs. [37–39] use δM as an intermediate scale such that $\delta M/\Lambda_\chi \approx m_\pi/\delta M$ is used as the expansion parameter to account for the Δ . In addition, the calculations [37–39] include empirical form factors in the relevant couplings to approxi-

mate the expected impact of high-order contributions. They make γ_0 vanish at large Q^2 , as observed, in contrast to calculation [36] which purely contains terms computed with χ EFT and has no free-parameter that can be adjusted. For γ_0 , which arises at third order in the π -N loops there are large cancellations between π -N loops and the Δ contribution. Therefore, the calculations are very sensitive to the expansion and renormalization scheme, and the order of the expansion. This is why γ_0 is especially well-suited to test χ EFT. Finally, the integrals Γ_1 and I contain Born terms in addition to the polarizability contributions calculated in χ EFT. These terms are constrained by the GDH sum rule at $Q^2 = 0$. Refs [37–39] assume that their Q^2 -dependence follows the corresponding proton form factors. This Q^2 -dependence leads to the difference with Ref. [36] and the agreement with our data.

In summary, the proton polarized structure functions g_1 and A_1F_1 and their integrals Γ_1 , I and γ_0 have been measured in the very low Q^2 region, down to 0.012 GeV². Our results on $I(Q^2)$ extrapolated to $Q^2 = 0$ agree well with the original GDH sum rule. For $Q^2 > 0$, they provide precise tests of predictions from χ EFT, the leading effective theory for the strong interaction. These tests use for the first time the proton spin degrees of freedom in the Q^2 region where χ EFT should be the most applicable. Although it is essential to understand the fundamental forces of nature from first principles, such descriptions are often impossible and one must use effective theories based on the new degrees of freedom that emerge from complexity [47]. Our data show that it remains difficult for χ EFT to precisely describe *all* observables in which spin degrees of freedom are explicit. They provide strong incentive for future improvements of calculations using χ EFT, the leading approach to the effective theory emerging directly from QCD, and for extending the more fundamental lattice QCD calculations to the spin-dependent structure of the nucleon.

Methods

We measured the spin difference yields on the l.h.s. of Eq. (1) and solved that equation for $\Delta\sigma(W, Q^2)$, from which we extracted g_1 and A_1F_1 as functions of W and Q^2 . We relied on the standard CLAS GEANT-3 Monte Carlo simulation package to fully simulate the spin-dependent yields, including all radiative effects and detector responses. The efficiency of the modified Cherenkov Counter was determined by comparing data taken with only the Electromagnetic Calorimeter in the trigger to those taken with the standard trigger that requires a coincidence between both detectors. The ratio of the latter to the former gave the Cherenkov efficiency. We selected only detector regions of well-understood acceptance in both the data and the simulation. This process fully determined the function $a(W, Q^2)$ in Eq. (1). The same Eq. (1) was also used to extract the product $\mathcal{L}P_bP_t$ by comparing the measured yield difference (l.h.s. of Eq. (1)), integrated over the elastic peak region 0.85 GeV $< W < 1.0$ GeV, to the elastic cross section difference $\Delta\sigma(W = M, Q^2)$ which can be calculated from the known electromagnetic form factors of the proton [48]. The polarized cross section $\Delta\sigma(W, Q^2)$ in the simulation was calculated using an event generator for inclusive electron scattering [49] with up-to-date models of

structure functions and asymmetries, including near-final data from JLab experiment E08-027. We extracted our results on g_1 and A_1F_1 by varying our input parameterization for these quantities and finding the required values to make our simulation for the polarized yield agree with data. Corrections for higher-order quantum electromagnetic effects (radiative corrections) were applied in the simulation, of which one effect is the high-energy tail from elastic scattering (elastic radiative tail).

We propagated the uncertainties on the polarized yields to the final values for g_1 and A_1F_1 . Systematic uncertainties were studied by changing model parameters, or other inputs, and re-running the simulation. The overall uncertainty on the normalization factor $\mathcal{L}P_bP_t$ for each beam energy varied from 2% to 5%, dominated by the statistics of the measured elastic peak and, to a lesser extent, the accuracy of the proton elastic form factors [48] that enter into $\Delta\sigma(W = M, Q^2)$ and hence into our determination of that factor. Smaller contributions, all less than 1%, came from π^- and e^+e^- backgrounds, and scattering off the slightly polarized ^{15}N in the target. The reconstruction of W has an uncertainty of less than 2 MeV, which was studied by shifting the simulated W spectrum and repeating the extraction. Uncertainties due to trigger and particle reconstruction and identification inefficiencies, as well as parameterizations for the structure functions, $F_{1,2}$ and $A_{1,2}$, were studied by varying them in the simulation. Uncertainties in the radiative corrections were estimated by varying the amount of material the electron passed through in the simulation, and by adjusting the elastic radiative tail within reasonable limits. In all, the total experimental uncertainty is dominated by statistics.

To extrapolate our results on $I(Q^2)$ to $Q^2 = 0$, we fit our data with a form obeying the Q^2 -dependence of the Alarcón *et al.* χEFT calculation [37]. We chose this calculation because its Q^2 -dependence agrees well with our data over a wide Q^2 range. We found the intercept of our fit with the $Q^2 = 0$ axis to be $I^{exp}(0) = -0.798 \pm 0.013(\text{uncor}) \pm 0.040(\text{cor}) \pm 0.003(\text{range}) \pm 0.003(\text{form})$, with $\chi^2_{\text{reduced}} = 2.20$ determined with the “uncor” uncertainty. Here, “uncor” and “cor” refer to the experiment point-to-point uncorrelated and correlated uncertainties, respectively; “range” refers to the uncertainty due to the Q^2 range ($Q^2 \leq 0.1 \text{ GeV}^2$) used for the fit. The last contribution, “form”, is the uncertainty on the Q^2 -dependence used for the fit. It is calculated from the uncertainty band given by the χEFT calculation [37]. Since the various uncertainties are largely independent, they are added quadratically, giving a total uncertainty of ± 0.042 . This is about twice smaller than that from photoproduction measurements of $I(0)$ because the $Q^2 \rightarrow 0$ extrapolation uncertainty calculated using [37] is negligible and because inclusive electroproduction automatically sums over all reaction channels, thereby removing uncertainties associated with the detection of final states needed in photoproduction. On the other hand, the extrapolation uncertainty is calculated from [37], which disagrees with [36]. This indicates that the uncertainty bands provided in the calculations may not reflect the full theoretical uncertainties. Extrapolating using the Q^2 -dependence from [36] yields $I^{exp}(0) = -0.625 \pm$

$0.022(\text{uncor}) \pm 0.039(\text{cor}) \pm 0.069(\text{range}) \pm 0.056(\text{form})$, with $\chi^2_{\text{reduced}} = 2.23$ determined with the “uncor” uncertainty. The “uncor” value here is larger because the fit is limited to very few data points ($Q^2 \leq 0.024 \text{ GeV}^2$). This result differs notably from our main result, as expected from the very different slope of [36]. This discrepancy exemplifies the importance of testing and improving χEFT calculations, since well-controlled predictions would make electroproduction data very competitive for verifying the GDH sum rule and other real photon observables.

Data availability Experimental data that support the findings of this study will be posted on the CLAS database, <https://clasweb.jlab.org/physicsdb/>, or are available from X. Zheng upon request.

Code availability The computer codes that support the plots within this paper and the findings of this study are available from X. Zheng upon request.

Author contributions The members of the Jefferson Lab CLAS Collaboration constructed and operated the experimental equipment used in this experiment. A large number of collaboration members participated in the data collection. The following authors provided various contributions to the experiment design and commissioning, data processing, data analysis and Monte Carlo simulations: M. Battaglieri, R. De Vita, V. Drozdov, L. El Fassi, H. Kang, K. Kovacs, E. Long, M. Osipenko, S. Phillips, K. Slifer. The authors who performed the final data analysis and Monte Carlo simulations were A. Deur, S.E. Kuhn, M. Ripani, J. Zhang, and X. Zheng. The manuscript was reviewed by the entire CLAS collaboration before publication, and all authors approved the final version of the manuscript.

Competing interests The authors declare no competing interests.

Additional information

Supplementary information are available online that includes all numerical results reported here.

Correspondence and requests for materials should be addressed to A. Deur.

Reprints and permissions information is available at ... (to be updated upon publication)

ACKNOWLEDGMENTS

We thank the personnel of Jefferson Lab for their efforts that resulted in the successful completion of the experiment. We are grateful to U.-G. Meißner and V. Pascalutsa for useful discussions on the theoretical χEFT calculations. This work was supported by the U.S. Department of Energy (DOE), the U.S. National Science Foundation, the U.S. Jeffress Memorial Trust; the United Kingdom Science and Technology Facilities Council (STFC), the Italian Istituto Nazionale di Fisica Nucleare; the French Institut National de Physique Nucléaire et

de Physique des Particules, the French Centre National de la Recherche Scientifique; and the National Research Foundation of Korea. This material is based upon work supported by the U.S. Department of Energy, Office of Science, Office of

Nuclear Physics under contract DE-AC05-06OR23177.

REFERENCES

-
- [1] Deur, A., Brodsky, S.J. & de Téramond, G.F. The QCD running coupling. *Prog. Part. Nucl. Phys.* **90**, 1–74 (2016).
- [2] Tanabashi, M. et al., (Particle Data Group) Review of particle physics. *Phys. Rev. D* **98**, no. 3, 030001 (2018)
- [3] Bernard, V., Chiral perturbation theory and baryon properties. *Prog. Part. Nucl. Phys.* **60**, 82–160 (2008)
- [4] Scherer, S., Chiral perturbation theory: introduction and recent results in the one-nucleon sector. *Prog. Part. Nucl. Phys.* **64**, 1–60 (2010)
- [5] Kuhn, S.E., Chen, J.-P. & Leader, E., Spin structure of the nucleon – status and recent results. *Prog. Part. Nucl. Phys.* **63**, 1–50 (2009)
- [6] Deur, A., Brodsky, S.J. & de Téramond, G.F. The spin structure of the nucleon. *Rep. Prog. Phys.* **82**, 076201 (2019)
- [7] Wu, C., Ambler, E., Hayward, R., Hoppes, D. & Hudson, R. Experimental test of parity conservation in beta decay. *Phys. Rev.* **105**, 1413–1414 (1957)
- [8] Ellis, J.R. & Jaffe, R.L. A sum rule for deep inelastic electroproduction from polarized protons. *Phys. Rev. D* **9**, 1444 (1974); [Erratum: *Phys. Rev. D* **10**, 1669 (1974)]
- [9] Brodsky, S.J., Burkardt, M. & Schmidt, I. QCD constraints on the shape of polarized quark and gluon distributions. *Nucl. Phys. B* **441**, 197–214 (1995)
- [10] Chang, C.C. et al., A percent-level determination of the nucleon axial coupling from quantum chromodynamics. *Nature* **558**, no. 7708, 91–94 (2018)
- [11] Crabb, D.G. & Day, D.B. The Virginia/Basel/SLAC polarized target: operation and performance during experiment E143 at SLAC. *Nucl. Inst. Meth. A* **356**, 9–19 (1995)
- [12] Keith, C.D. et al. A polarized target for the CLAS detector. *Nucl. Inst. Meth. A* **501**, 327–339 (2003)
- [13] Mecking, B.A. et al. (CLAS Collaboration) The CEBAF large acceptance spectrometer (CLAS). *Nucl. Inst. Meth. A* **503**, 513–553 (2003)
- [14] Fersch, R. et al. (CLAS Collaboration). Determination of the proton spin structure functions for $0.05 < Q^2 < 5 \text{ GeV}^2$ using CLAS. *Phys. Rev. C* **96**, 065208 (2017)
- [15] Amarian, M. et al., The Q^2 evolution of the generalized Gerasimov-Drell-Hearn integral for the neutron using a ^3He target. *Phys. Rev. Lett.* **89**, 242301 (2002)
- [16] Amarian, M. et al. (Jefferson Lab E94-010 Collaboration) Q^2 evolution of the neutron spin structure moments using a ^3He target. *Phys. Rev. Lett.* **92**, 022301 (2004)
- [17] Amarian, M. et al. (Jefferson Lab E94-010 Collaboration) Measurement of the generalized forward spin polarizabilities of the neutron. *Phys. Rev. Lett.* **93**, 152301 (2004);
- [18] Deur, A. et al. Experimental determination of the evolution of the Bjorken integral at low Q^2 . *Phys. Rev. Lett.* **93**, 212001 (2004)
- [19] Deur, A. et al. Experimental study of isovector spin sum rules. *Phys. Rev. D* **78**, 032001 (2008)
- [20] Dharmawardane, K.V. et al. (CLAS Collaboration) Measurement of the x - and Q^2 -dependence of the asymmetry A_1 on the nucleon. *Phys. Lett. B* **641**, 11–17 (2006);
- [21] Prok, Y. et al. (CLAS Collaboration) Moments of the spin structure functions g_1^p and g_1^d for $0.05 < Q^2 < 3.0 \text{ GeV}^2$. *Phys. Lett. B* **672**, 12 (2009)
- [22] Guler, N. et al. (CLAS Collaboration) Precise determination of the deuteron spin structure at low to moderate Q^2 with CLAS and extraction of the neutron contribution. *Phys. Rev. C* **92**, 055201 (2015)
- [23] Chambers, A.J. et al. Nucleon structure functions from operator product Expansion on the lattice. *Phys. Rev. Lett.* **118**, 24 242001 (2017)
- [24] Liang, J., Draper, T., Liu, K.-F., Rothkopf, A. & Yang, Y.-B. (XQCD Collaboration) Towards the nucleon hadronic tensor from lattice QCD. *Phys. Rev.* **101**, no.11, 114503 (2020)
- [25] Gerasimov, S.B. A sum rule for magnetic moments and the damping of the nucleon magnetic moment in nuclei. *Sov. J. Nucl. Phys.* **2**, 430 (1966) [*Yad. Fiz.* **2**, 598 (1965)]
- [26] Drell, S.D. & Hearn, A.C. Exact sum rule for nucleon magnetic moments. *Phys. Rev. Lett.* **16**, 908–911 (1966)
- [27] Dutz, H. et al. Experimental check of the Gerasimov-Drell-Hearn sum rule for ^1H . *Phys. Rev. Lett.* **93**, 032003 (2004)
- [28] Hoblit, S. et al. (LSC Collaboration) Measurements of $\vec{H}\vec{D}(\vec{\gamma}, \pi)$ and implications for convergence of the Gerasimov-Drell-Hearn integral. *Phys. Rev. Lett.* **102**, 172002 (2009)
- [29] Ji, X.-D. & Osborne, J. Generalized sum rules for spin-dependent structure functions of the nucleon. *J. Phys. G* **27**, 127 (2001)
- [30] Bernard, V., Kaiser, N. & Meissner, U.G. Small momentum evolution of the extended Drell-Hearn-Gerasimov sum rule. *Phys. Rev. D* **48**, 3062–3069 (1993)
- [31] Ji, X.D., Kao, C.-W. & Osborne, J. Generalized Drell-Hearn-Gerasimov sum rule at order $\mathcal{O}(p^4)$ in chiral perturbation theory. *Phys. Lett. B* **472**, 1–4 (2000)
- [32] Ji, X.D., Kao, C.-W. & Osborne, J. The Nucleon spin polarizability at order $\mathcal{O}(p^4)$ in chiral perturbation theory. *Phys. Rev. D* **61**, 074003 (2000)
- [33] Bernard, V., Hemmert, T.R. & Meissner, U.G. Novel analysis of chiral loop effects in the generalized Gerasimov-Drell-Hearn sum rule. *Phys. Lett. B* **545**, 105–111 (2002)
- [34] Bernard, V., Hemmert, T.R. & Meissner, U.G. Spin structure of the nucleon at low energies. *Phys. Rev. D* **67**, 076008 (2003)
- [35] Kao, C.W., Spitzenberg, T. & Vanderhaeghen, M. Burkhardt-Cottingham sum rule and forward spin polarizabilities in heavy baryon chiral perturbation theory. *Phys. Rev. D* **67**, 016001 (2003)
- [36] Bernard, V., Epelbaum, E., Krebs, H. & Meissner, U.G. New insights into the spin structure of the nucleon. *Phys. Rev. D* **87**, 054032 (2013)
- [37] Alarcón, J.M., Hagelstein, F., Lensky, V. & Pascalutsa, V. Forward doubly-virtual Compton scattering off the nucleon in chiral perturbation theory: II. spin polarizabilities and moments of polarized structure functions. *Phys. Rev. D* **102**, 114026 (2020)
- [38] Lensky, V., Alarcon, J.M. & Pascalutsa, V. Moments of nucleon structure functions at next-to-leading order in baryon chiral perturbation theory. *Phys. Rev. C* **90**, 055202 (2014)

- [39] Lensky, V., Pascalutsa, V., & Vanderhaeghen, M. Generalized polarizabilities of the nucleon in baryon chiral perturbation theory. *Eur. Phys. J. C* **77**, 119 (2017)
- [40] Drechsel, D., Pasquini, B. & Vanderhaeghen, M. Dispersion relations in real & virtual Compton scattering. *Phys. Rept.* **378**, 99–205 (2003)
- [41] Burkert, V.D. & Ioffe, B.L. Polarized structure functions of proton and neutron and the Gerasimov-Drell-Hearn and Bjorken sum rules. *J. Exp. Th. Phys.* **78**, 619–622 (1994)
- [42] Pasechnik, R.S., Soffer, J. & Teryaev, O.V. Nucleon spin structure at low momentum transfers. *Phys. Rev. D* **82**, 076007 (2010)
- [43] Guichon, P.A.M., Liu, G.Q. & Thomas, A.W. Virtual Compton scattering and generalized polarizabilities of the proton. *Nucl. Phys. A* **591**, 606 (1995)
- [44] Gurevich, G.M. & Lisin, V.P. Measurement of the proton spin polarizabilities at MAMI. *Phys. Part. Nucl.* **48**, no. 1, 111–116 (2017).
- [45] Adhikari, K.P. et al. (CLAS Collaboration) Measurement of the Q^2 dependence of the deuteron spin structure function g_1 and its moments at low Q^2 with CLAS. *Phys. Rev. Lett.* **120**, no. 6, 062501 (2018)
- [46] Sulkosky, V. et al. (Jefferson Lab E97-110 Collaboration) Measurement of the ^3He spin-structure functions and of neutron (^3He) spin-dependent sum rules at $0.035 \leq Q^2 \leq 0.24 \text{ GeV}^2$. *Phys. Lett. B* **805**, 135428 (2020)
- [47] Anderson, P.W. More is different. *Science* **177**, no.4047, 393-396 (1972)
- [48] Arrington, J., Melnitchouk, W. & Tjon, J.A. Global analysis of proton elastic form factor data with two-photon exchange corrections. *Phys. Rev. C* **76**, 035205 (2007)
- [49] Abe, K. et al. (E143 Collaboration) Measurements of the proton and deuteron spin structure functions g_1 and g_2 . *Phys. Rev. D* **58**, 112003 (1998)