

This is a repository copy of *A Thiol-Mediated Three-Step Ring Expansion Cascade for the Conversion of Indoles into Functionalized Quinolines*.

White Rose Research Online URL for this paper:

<https://eprints.whiterose.ac.uk/171748/>

Version: Accepted Version

---

**Article:**

Inprung, Nantachai, James, Michael J [orcid.org/0000-0003-2591-0046](https://orcid.org/0000-0003-2591-0046), Taylor, Richard J K [orcid.org/0000-0002-5880-2490](https://orcid.org/0000-0002-5880-2490) et al. (1 more author) (2021) A Thiol-Mediated Three-Step Ring Expansion Cascade for the Conversion of Indoles into Functionalized Quinolines. *Organic letters*. pp. 2063-2068. ISSN 1523-7052

<https://doi.org/10.1021/acs.orglett.1c00205>

---

**Reuse**

This article is distributed under the terms of the Creative Commons Attribution-NonCommercial (CC BY-NC) licence. This licence allows you to remix, tweak, and build upon this work non-commercially, and any new works must also acknowledge the authors and be non-commercial. You don't have to license any derivative works on the same terms. More information and the full terms of the licence here: <https://creativecommons.org/licenses/>

**Takedown**

If you consider content in White Rose Research Online to be in breach of UK law, please notify us by emailing [eprints@whiterose.ac.uk](mailto:eprints@whiterose.ac.uk) including the URL of the record and the reason for the withdrawal request.

# A thiol-mediated three-step ring expansion cascade for the conversion of indoles into functionalised quinolines

Nantachai Inprung, Michael J. James\*, Richard J. K. Taylor\*, William P. Unsworth\*

Department of Chemistry, University of York, Heslington, York, U.K., YO10 5DD

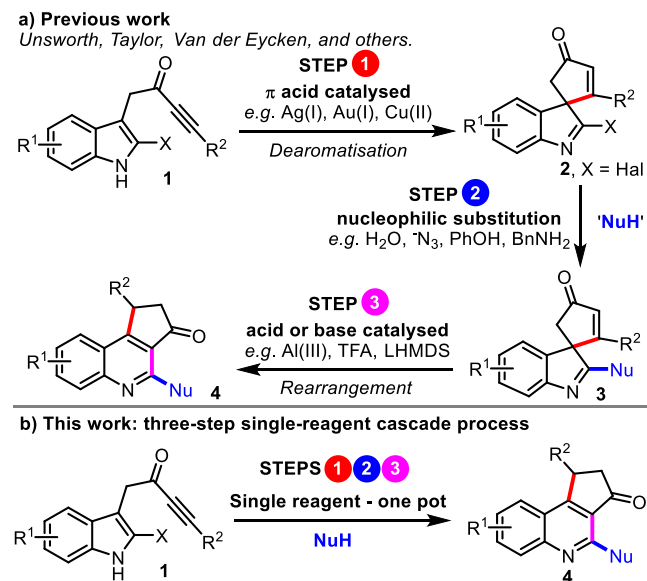
**ABSTRACT:** An operationally simple, high yielding three-step cascade process is described for the direct conversion of indole-tethered ynones into functionalised quinolines. A single ‘multi-tasking’ thiol reagent is used to promote a three-step dearomatising spirocyclisation, nucleophilic substitution and one-atom ring expansion reaction cascade under remarkably mild conditions. In addition, a novel route to thio-oxindoles is described, which was discovered by serendipity.

Cascade reactions (chemical processes by which two or more consecutive reactions take place in a single pot-process, also known as ‘tandem’ or ‘domino’ reactions) have wide utility in synthetic chemistry.<sup>1,2</sup> Incorporating cascade reaction sequences into synthetic routes can significantly improve the speed and ease with which complex target molecules can be prepared, and often means that the direct handling of reactive, unstable and/or toxic species can be avoided by forming these intermediates in situ.

This manuscript concerns a three-step cascade reaction sequence, starting from indole-tethered ynones **1** (Scheme 1). In recent years, ynones of this type have emerged as valuable precursors for the preparation of a diverse array of molecular scaffolds.<sup>3-6</sup> For example, our groups and others have shown that the activation of the alkyne moiety of **1** promotes efficient dearomatising spirocyclisation<sup>7,8</sup> to form medicinally important spirocyclic indolenines **2**;<sup>9,10</sup> this is most commonly done using  $\pi$ -acidic catalysts (especially Ag(I) species), although Brønsted acids, palladium(II) complexes and electrophilic halogenation reagents can also be used (**1**  $\rightarrow$  **2**, Scheme 1a, Step 1).<sup>3,11,12</sup> Our groups have also shown that dearomatisation works well on 2-halogenated indoles (*i.e.* **1** where X = Cl, Br or I) and that the resulting indoleninyl halide products (*i.e.* **2** where X = Cl, Br or I) can be transformed further via reaction with nucleophiles, or via Pd-catalysed cross-coupling, to substitute the halide for various other groups (**2**  $\rightarrow$  **3**, Scheme 1a, Step 2).<sup>5</sup> Finally, our groups and others have demonstrated that spirocyclic indolenines of the form **3** will rearrange via a one-atom ring expansion reaction<sup>13</sup> to form annulated quinolines, with both acidic and basic reagents able to promote this transformation (**3**  $\rightarrow$  **4**, Scheme 1a, Step 3).<sup>6</sup>

Efficient protocols for each of the individual steps represented in Scheme 1a are therefore established, but three-steps are still required to generate functionalised quinolines **4** from ynones **1**. Quinolines are found in many marketed drugs, as well as in various other applications.<sup>14</sup> Based on a growing understanding of each of the three individual processes discussed above,<sup>3,5,6</sup> we recognised that certain reagents may be able to promote all three steps and enable the transformation of **1** into **4** via a single-cascade process (Scheme 1b); such a reagent would need to act as an acid to promote step 1, a nucleophile in step 2, and a Brønsted acid to promote step 3. The successful realisation of this strategy is reported herein, with thiols emerging as the optimum ‘multi-tasking’ reagent class capable of promoting the envisaged cascade, under remarkably mild and operationally simple conditions.

## Scheme 1. Transformations of indole-tethered ynones.



We started by exploring reactivity of model 2-bromo ynone **1a<sub>Br</sub>** with various reagents (**NuH**) that we thought might have the required acidity and nucleophilicity to promote its conversion into a quinoline of the form **4**. Phenol was tested first, and added to a solution of **1a<sub>Br</sub>** in DCE,<sup>15</sup> but no reaction was observed after stirring at RT or 60 °C (entries 1 and 2, Table 1). Next, TFA was included as an additive in the reaction, which led to the consumption of the starting material, but the only tractable products observed were oxindole **7a** (presumably formed via acid-mediated dearomatising spirocyclisation and hydrolysis of the resulting spirocycle **5a**),<sup>5</sup> and bromoquinoline **8**, which likely formed via a Brønsted acid-mediated rearrangement of **5a** (*cf.* step 3).<sup>6b</sup> A more acidic **NuH** reagent, 4-nitrophenol, was tested but no reaction was observed at RT (entry 4), while at 60 °C the same side products **7a** and **8** were formed (entry 5). We then decided to move on to species of similarly acidity to phenol, but also more nucleophilic, and pleasingly, thiols<sup>16</sup> were found to possess this attractive combination of properties; using *n*-propyl thiol, no conversion was observed at RT (entry 6), but excellent conversion into the desired quinoline **4a** was observed upon heating to 60 °C (entry 7). Furthermore, the more acidic thiophenol was able to promote the conversion of **1a<sub>Br</sub>** into quinoline **4b** smoothly at RT (entry 8).

**Table 1. Initial optimisation**<sup>[a]</sup>

entry	Nucleophile (NuH)	Temp	Outcome <sup>[b]</sup>
1	Phenol (Nu = PhO)	RT	No reaction
2	Phenol (Nu = PhO)	60 °C	No reaction
3	Phenol (Nu = PhO) with 1 equiv. TFA	RT	<b>7a</b> (62%) <b>8</b> (21%)
4	4-Nitrophenol (Nu = 4-NO <sub>2</sub> C <sub>6</sub> H <sub>4</sub> O)	RT	No reaction
5	4-Nitrophenol (Nu = 4-NO <sub>2</sub> C <sub>6</sub> H <sub>4</sub> O)	60 °C	<b>7a</b> (35%) <b>8</b> (45%)
6	<i>n</i> -Propyl thiol (Nu = <i>n</i> -PrS)	RT	No reaction
7	<i>n</i> -Propyl thiol (Nu = <i>n</i> -PrS)	60 °C	<b>4a</b> (95%)
8	Thiophenol (Nu = PhS)	RT	<b>4b</b> (93%)

<sup>[a]</sup> **1a<sub>Br</sub>** (1 equiv) and **NuH** (1.6 equiv) were stirred in DCE (0.1 M, degassed) for 20 h at the specified temperature. <sup>[b]</sup> Yields are isolated material after column chromatography.

With conditions for the cascade established, attention turned to examining the reaction scope. A range of aromatic thiols were tested (Scheme 2A), and all reacted well with ynone **1a<sub>Br</sub>**; quinolines **4b–k** were all prepared in this manner, generally in high yield, under the standard RT conditions using a range of electronically diverse substituted thiophenols. Other aliphatic thiols were also explored, with quinolines **4a**, and **4l–n** prepared, although in this series heating to 60 °C was required. The yield for quinoline **4n** was comparatively low (53%), with thio-oxindole **9a** also formed in 27% yield; this unexpected side reaction is discussed later in the manuscript (see Scheme 3).<sup>17</sup>

Next, the 2-halo substituent was varied (Scheme 2B). Thus, 2-chloro (**1a<sub>Cl</sub>**) and 2-iodo (**1a<sub>I</sub>**) analogues of ynone **1a<sub>Br</sub>** were prepared,<sup>5</sup> and both reacted smoothly with 4-methylbenzenethiol to form quinoline **4d** in high yield, albeit at a higher reaction temperature (60 °C). Finally, we explored variation of the indole-tethered ynone component **1**. Four different additional 2-bromo-indole-tethered ynone were successfully tested, with variations to the ynone and the indole motifs explored. For each ynone, a representative aliphatic (*n*-propylthiol) and aromatic thiol (4-methylbenzenethiol) were tested, with the expected quinoline products **4o–v** to be isolated successfully in all cases.<sup>18</sup> The only substrate tested that did not deliver the expected quinoline

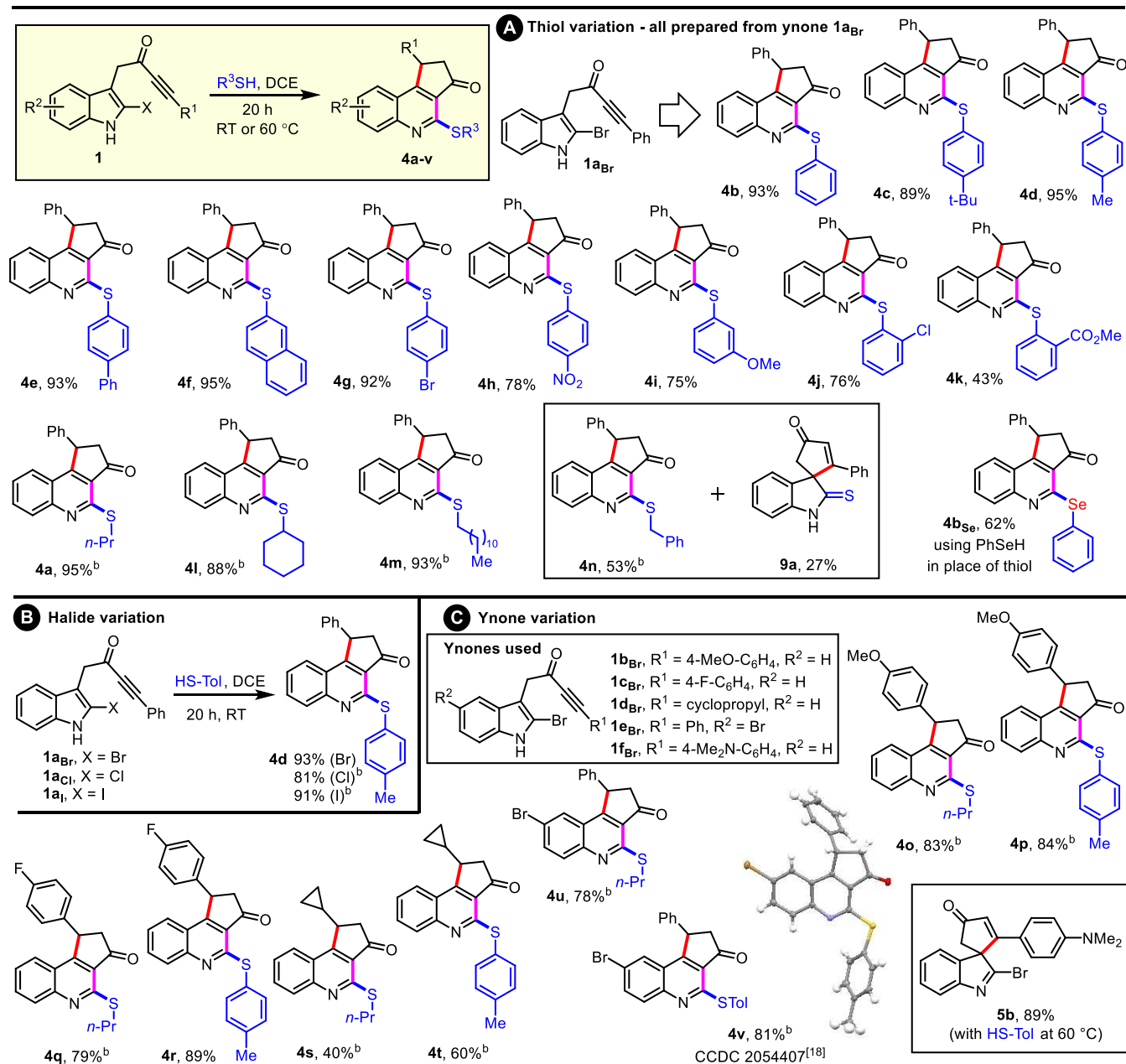
was 4-NMe<sub>2</sub>-substituted ynone **1f<sub>Br</sub>**; in this case, spirocyclic indoleninyl bromide **5b** was isolated in 89% yield.<sup>19</sup> Despite not delivering the expected quinoline, the isolation of spirocycle **5b** does provide indirect mechanistic evidence for the intermediacy of indoleninyl halides in the reaction cascade (see later for discussion). Finally, by replacing the thiol with benzeneselenol, the analogous selenide product **4b<sub>Se</sub>** was obtained in 62% yield.

The unexpected isolation of thio-oxindole **9a** during the synthesis of **4n** prompted additional studies, in part to better understand this side reaction, but also to try and harness it productively, as a new way to make thio-oxindoles.<sup>20</sup> Our theory for how thio-oxindole **9a** formed is summarised in Scheme 3a. The reaction is likely to have started as expected, and thus proceeded through the normal dearomatising spirocyclisation and nucleophilic substitution steps (*i.e.* steps 1 and 2). This would generate spirocycle **10**, and at this point, it appears that the route diverges, with some of the material going on to form quinoline **4n** in the usual way, and the rest undergoing debenzoylation, either via an S<sub>N</sub>1-type pathway as drawn, or the analogous S<sub>N</sub>2-type cleavage (not shown). To test this idea and improve the yield of thio-oxindole **9a**, the reaction was repeated using the silylated thiol Ph<sub>3</sub>SiSH **11**; the idea was that the weak Si–S would cleave more easily than the S–Bn bond in **10**, and facilitate thio-oxindole formation via a desilylative mechanism. This idea worked well; the reaction of ynone **1a<sub>Br</sub>** with Ph<sub>3</sub>SiSH **11** using the standard 60 °C procedure led to the formation of thio-oxindole **9a** in 82% isolated yield (Scheme 3b). The same procedure was applied to other 2-halo-indole-tethered ynone, with thio-oxindoles **9b–9d** (47–85%) prepared in the same way.

A proposed mechanism for the three-step cascade is outlined in Scheme 4a. The cascade likely initiates with dearomatising spirocyclisation, promoted by the relatively acidic thiol (**A** → **B**, step 1, Scheme 4a); protic acids have been shown to promote spirocyclisation of related ynone,<sup>3b,6b</sup> and the isolation of spirocyclic indoleninyl bromide **5b** discussed earlier lends further support to this notion. The resulting iminium-thiolate ion pair **2** may then undergo facile nucleophilic substitution to afford substituted spirocycle **12** (step 2).<sup>5</sup> The rearrangement of **12** into **17** is then thought to proceed via a previously studied acid-catalysed one-atom ring-expansion.<sup>6c</sup>

Several control experiments were conducted to investigate this mechanism and the ordering of the steps. First, to probe whether the nucleophilic substitution step may proceed *before* spirocyclisation, 2-bromo-indole substrates lacking an ynone substituent (**18** and **21**) were each reacted under the standard conditions with 4-methylbenzenethiol (Scheme 4b, eq 1). In the case of indole **18**, some bromide substitution was indeed observed, with sulfide **19** formed in 31% yield. This confirms that nucleophilic substitution directly on the indole is possible, although the yield was low, and the major product was in fact the reduced product **20**. Treating the analogous 3-methyl indole **21** in the same way resulted trace formation of **22** only. In view of these results, and given that no reduction products were observed in any of the synthetic reactions, it seems unlikely that nucleophilic substitution precedes dearomatising spirocyclisation.

**Scheme 2. Scope of the three-step thiol-mediated cascade for the conversion of ynones **1** into quinolines **4**.<sup>[a]</sup>**



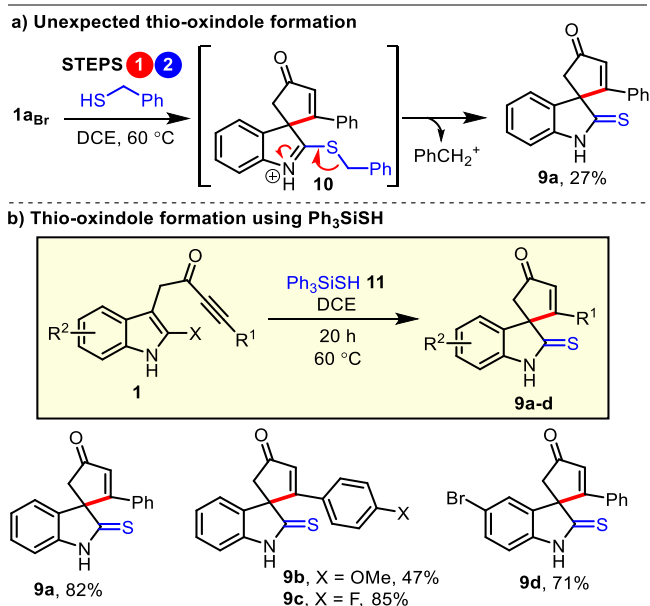
<sup>[a]</sup> **1** (1 equiv) and RSH (1.6 equiv) were stirred in DCE (0.1 M) for 20 h at RT unless specified. <sup>[b]</sup> reaction performed at 60 °C. HS-Tol = 4-methylbenzenethiol

We then questioned whether the iminium-thiolate ion pair **B** might first undergo ring expansion to form a quinoline and that nucleophilic substitution follows this step. To probe this idea, both indoleninyl bromide **5a** and 2-bromoquinoline **8** were reacted with 4-methylbenzenethiol under the standard reaction conditions. Interestingly, both reactions afforded the expected quinoline product **4a** in high yields (Scheme 4b, eqs 2 & 3), suggesting that the order of steps 2 and 3 could be interchanged.

To investigate this idea further, a discrete sample of the substituted spirocyclic sulfide **6a** was reacted with 4-methylbenzenethiol under the standard reaction conditions (eq 4). No conversion into quinoline **4a** was observed and only **6a** was recovered after stirring for 24 h at both RT and

60 °C. However, the quinoline product **4a** could be formed in high yield at RT upon the addition of 1.1 equivalents of 48% aq. HBr to spirocyclic sulfide **6a**. This result suggests that a strong Brønsted acid is required to promote the ring expansion, and such an acid would only be present in the reaction following the nucleophilic substitution step (which generates HX), thus supporting the originally proposed order of steps. Furthermore, the success of the series of thioindole forming reactions described in Scheme 3 also supports the same pathway, because in these reactions the successful formation of spirocyclic products **9a-d** means that nucleophilic substitution must have out-competed ring expansion in these cases.

**Scheme 3. The conversion of ynones **1** into thio-oxindoles **9** via a desilylative cascade process.<sup>[a]</sup>**



<sup>[a]</sup> **1** (1 equiv) and thiol **11** (1.6 equiv) were stirred in DCE (0.1 M) for 20 h at 60 °C.

Considering all these observations, we can be confident that the first step of the cascade is a thiol-promoted dearomatizing spirocyclisation (step 1). The next step is most likely to be nucleophilic substitution (step 2) of the resultant iminium-thiolate ion pair, which generates a strong Brønsted acid (HBr) in situ. This acid then promotes a one-atom ring expansion (step 3) to form a stable aromatic quinoline product **4**. Some interchange in the ordering of steps 2 and 3 cannot be ruled out once a reasonable concentration of HBr has built up in the reaction, however.

In summary, a three-step cascade process has been developed that allows for the direct conversion of 2-halo-indole-tethered ynones into substituted quinolines. The key to the process is the use of thiols as ‘multi-tasking’ reagents able to promote dearomatizing spirocyclisation and nucleophilic substitution directly, as well promoting a one atom ring expansion indirectly, via the formation of a strong Brønsted acid (HBr) in situ. The reactions are very simple to perform<sup>21</sup> and are typically high yielding, enabling the facile synthesis of a diverse array of functionalised quinolines. They are also easily scalable; for example, quinoline **4d** was formed in 97% yield on 1 mmol scale (see ESI). In addition, a related route to thio-oxindoles was also developed following a serendipitous discovery of an unexpected side reaction.

## ASSOCIATED CONTENT

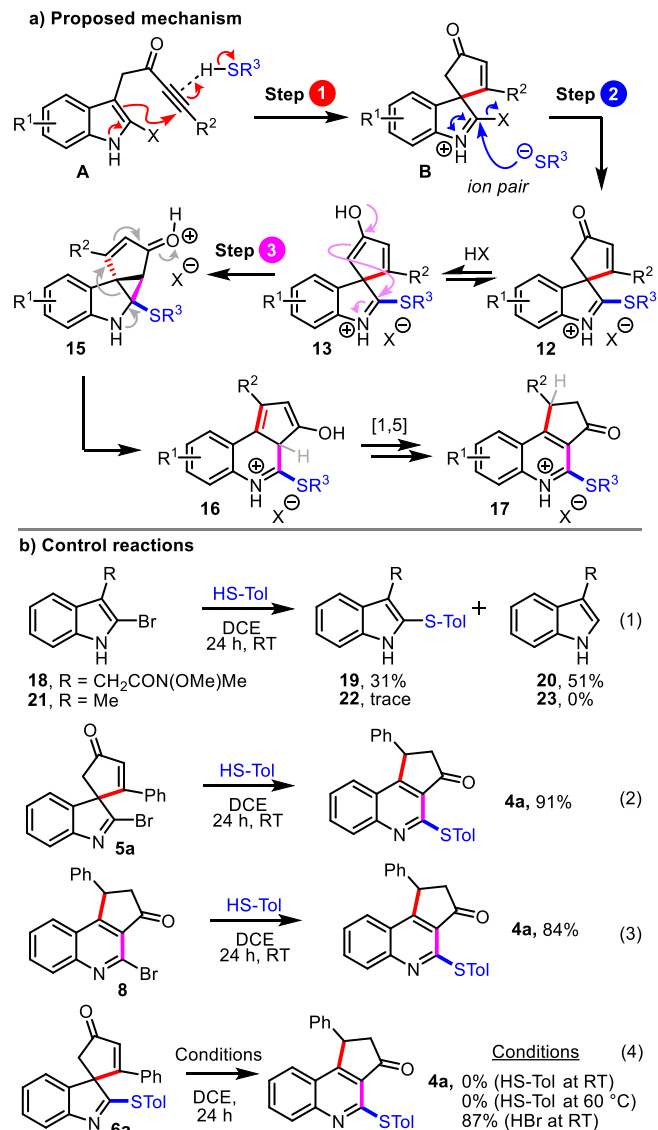
**Supporting Information.** Experimental procedures, characterisation and copies of  $^1\text{H}$  and  $^{13}\text{C}$  NMR spectra for all compounds featured in this manuscript. This material is available free of charge via the Internet at <http://pubs.acs.org>

## AUTHOR INFORMATION

Corresponding Author

michael.james@york.ac.uk; richard.taylor@york.ac.uk; william.unsworth@york.ac.uk

## Scheme 4. Proposed mechanism and control reactions



## Author Contributions

The manuscript was written through contributions of all authors

## Funding Sources

The Leverhulme Trust (ECF-2019-135)

## ACKNOWLEDGMENT

The authors would like to thank the Development and Promotion of Science and Technology Talents Project (DPST), Royal Thai Government. (N.I. EP/N035119/1), the University of York and the Leverhulme Trust (for an Early Career Fellowship, ECF-2019-135, M.J.J.) for financial support. We are also grateful for the provision of an Eleanor Dodson Fellowship (to W.P.U.). We would also like to thank Dr Victor Chechik (University of York) for helpful discussions concerning the mechanism, and Theo Tanner (X-ray crystallography service, University of York) for collecting and processing the X-ray data.

## REFERENCES



- 1) For reviews of tandem/cascade reactions, see: (a) Taylor, R. J. K.; Reid, M.; Foot, J.; Raw, S. A. Tandem Oxidation Processes using Manganese Dioxide: Discovery, Applications and Current Studies. *Acc. Chem. Res.*, **2005**, *38*, 851–869; (b) Nicolaou, K. C.; Chen, J. S. The art of total synthesis through cascade reactions. *Chem. Soc. Rev.*, **2009**, *38*, 2993–3009; (c) Plesniak, M. P.; Huang, H.-M.; Procter, D. J. Radical cascade reactions triggered by single electron transfer. *Nat Rev Chem* **2017**, *1*, 0077; (d) Prabagar, B.; Ghosh, N.; Sahoo, A. K. Cyclization and Cycloisomerization of  $\pi$ -Tethered Ynamides: An Expedient Synthetic Method to Construct Carbo- and Heterocycles. *Synlett* **2017**, 2539–2555; (e) Sperl, J. M. Sieber, V. Multi-enzyme Cascade Reactions—Status and Recent Advances. *ACS Catal.* **2018**, *8*, 2385–2396; (f) Huang, H.-M.; Garduño-Castro, M. H.; Morrill, C.; Procter, D. J. Catalytic cascade reactions by radical relay. *Chem. Soc. Rev.*, **2019**, *1*, 4626–4638.
- 2) For selected examples from our own groups, see: (a) Raw, S.; Taylor, R. J. K. Cascade Reactions of Substituted 1,2,4-Triazines: Rapid Access to Nitrogen-Containing Polycycles. *J. Am. Chem. Soc.* **2004**, *126*, 12260–12261; (b) Edwards, M. G.; Kenworthy, M.; Kitson, R. A. A.; Scott, M.; Taylor, R. J. K. The Telescoped Intramolecular Michael / Olefination (TIMO) Approach to  $\alpha$ -Alkylidene  $\gamma$ -Butyrolactones: Synthesis of (+)-Paeonilactone B. *Angew. Chem. Int. Ed.*, **2008**, *47*, 1935–1937; (c) Lawer, A.; Rossi-Ashton, J. A.; Stephens, T. C.; Challis, B. J.; Epton, R. G.; Lynam, J. M.; Unsworth, W. P. Internal Nucleophilic Catalyst Mediated Cyclisation/Ring Expansion Cascades for the Synthesis of Medium-Sized Lactones and Lactams. *Angew. Chem., Int. Ed.* **2019**, *58*, 13942–13947.
- 3) For studies relating to step 1, see: (a) Ekebergh, A.; Börje, A.; Mårtensson, J. Total Synthesis of Nostodione A, a Cyanobacterial Metabolite. *Org. Lett.* **2012**, *14*, 6274–6277; (b) James, M. J.; Cuthbertson, J. D.; O'Brien, P.; Taylor, R. J. K.; Unsworth, W. P. Silver(I)- or Copper(II)-Mediated Dearomatization of Aromatic Ynones: Direct Access to Spirocyclic Scaffolds. *Angew. Chem. Int. Ed.* **2015**, *54*, 7640–7643; (c) Clarke, A. K.; James, M. J.; O'Brien, P.; Taylor, R. J. K.; Unsworth, W. P. Silica-Supported Silver Nitrate as a Highly Active Dearomatizing Spirocyclization Catalyst: Synergistic Alkyne Activation by Silver Nanoparticles and Silica. *Angew. Chem. Int. Ed.* **2016**, *55*, 13798–13802; (d) Liddon, J. T. R.; Rossi-Ashton, J. A.; Clarke, A. K.; Lynam, J. M.; Taylor, R. J. K.; Unsworth, W. P. Divergent reactivity of indole tethered ynones with silver(I) and gold(I) catalysis: a combined synthetic and computational study. *Synthesis* **2018**, 4829–4836; (e) Fedoseev, P.; Coppola, G.; Ojeda, G. M.; Van der Eycken, E. V. Synthesis of Spiroindolenines by Intramolecular Ipso-Iodocyclization of Indol Ynones. *Chem. Commun.* **2018**, *54*, 3625–3628; (f) Han, G.; Xue, L.; Zhao, L.; Zhu, T.; Hou, J.; Song, Y.; Liu, Y. Access to CF<sub>3</sub>-Containing Cyclopentaquinolinone Derivatives from Indolyl-ynones via Silver-Catalyzed One-pot Reaction. *Adv. Synth. Catal.* **2019**, *361*, 678–682; (g) Rossi-Ashton, J. A.; Clarke, A. K.; Taylor, R. J. K.; Unsworth, W. P. Modular Synthesis of Polycyclic Alkaloid Scaffolds via an Enantioselective Dearomative Cascade. *Org. Lett.* **2020**, *22*, 1175–1181
- 4) For radical dearomatizing spirocyclisation reactions of indoles of the form **1**, see: (a) Ho, H. E.; Pagano, A.; Rossi-Ashton, J. A.; Donald, J. R.; Epton, R. G.; Churchill, J. C.; James, M. J.; O'Brien, P.; Taylor, R. J. K.; Unsworth, W. P. Visible-light-induced intramolecular charge transfer in the radical spirocyclisation of indole-tethered ynones. *Chem. Sci.* **2020**, *11*, 1353–1360; (b) Chengwen Li, C.; Xue, L.; Zhou, J.; Zhao, Y.; Han, G.; Hou, J.; Song, Y.; Liu, Y. Copper-Catalyzed Trifluoromethylation of Ynones Coupled with Dearomatizing Spirocyclization of Indoles: Access to CF<sub>3</sub>-Containing Spiro[cyclopentane-1,3'-indole]. *Org. Lett.* **2020**, *22*, 3291–3296; (c) Zhou, X.-Ji.; Liu, H.-Y.; Mo, Z.-Y.; Ma, X.-L.; Chen, Y.-Y.; Tang, H.-T.; Pan, Y.-M.; Xu, Y.-L. Visible-Light-Promoted Selenylative Spirocyclization of Indolyl-ynones toward the Formation of 3-Selenospiroindolenine Anticancer Agents. *Chem. Asian J.* **2020**, *15*, 1536–1539.
- 5) For studies relating to step 2, see: Liddon, J. T. R.; Clarke, A. K.; Taylor, R. J. K.; Unsworth, W. P. Preparation and Reactions of Indoleninyl Halides: Scaffolds for the Synthesis of Spirocyclic Indole Derivatives. *Org. Lett.* **2016**, *18*, 6328–6331 and reference 4b.
- 6) For studies relating to step 3, see: (a) Liddon, J. T. R.; James, M. J.; Clarke, A. K.; O'Brien, P.; Taylor, R. J. K.; Unsworth, W. P. Catalyst-Driven Scaffold Diversity: Selective Synthesis of Spirocycles, Carbazoles and Quinolines from Indolyl Ynones. *Chem. Eur. J.* **2016**, *22*, 8777–8780; (b) Fedoseev, P.; Van der Eycken, E. Temperature switchable Brønsted acid-promoted selective syntheses of spiro-indolenines and quinolines. *Chem. Commun.*, **2017**, *53*, 7732–7735; (c) Epton, R. G.; Clarke, A. K.; Taylor, R. J. K.; Unsworth, W. P.; Lynam, J. M.; Synthetic and mechanistic studies into the rearrangement of spirocyclic indolenines into quinolines. *Eur. J. Org. Chem.* **2019**, 5563–5571 and references 3f and 5
- 7) For reviews on dearomatizing spirocyclisation reactions, see: (a) James, M. J.; O'Brien, P.; Taylor, R. J. K.; Unsworth, W. P. Synthesis of Spirocyclic Indolenines. *Chem. Eur. J.* **2016**, *22*, 2856–2881; (b) Liang, X.-W.; Zheng, C.; You, S.-L. Dearomatization through Halofunctionalization Reactions. *Chem. Eur. J.* **2016**, *22*, 11918–11933; (c) Roche, S. P.; Youte Tendoung, J.-J.; Tréguier, B. Advances in Dearomatization Strategies of Indoles. *Tetrahedron.* **2015**, *71*, 3549–3591; (d) Zhuo, C.-X.; Zhang, W.; You, S.-L. Catalytic Asymmetric Dearomatization Reactions. *Angew. Chem. Int. Ed.* **2012**, *51*, 12662–12686; (e) Zhuo, C.-X.; Zheng, C.; You, S.-L. Transition-Metal-Catalyzed Asymmetric Allylic Dearomatization Reactions. *Acc. Chem. Res.* **2014**, *47*, 2558–2573; (f) Zheng, C.; You, S.-L. Catalytic Asymmetric Dearomatization by Transition-Metal Catalysis: A Method for Transformations of Aromatic Compounds. *Chem.* **2016**, *1*, 830–857; (g) Zheng, C.; You, S.-L. Exploring the Chemistry of Spiroindolenines by Mechanistically-Driven Reaction Development: Asymmetric Pictet–Spengler-type Reactions and Beyond. *Acc. Chem. Res.* **2020**, *53*, 974–987
- 8) For prominent recent examples, see: (a) James, M. J.; O'Brien, P.; Taylor, R. J. K.; Unsworth, W. P. Selective synthesis of six products from a single indolyl  $\alpha$ -diazocarbonyl precursor. *Angew. Chem., Int. Ed.* **2016**, *55*, 9671–9675; (b) Xia, Z.-L.; Zheng, C.; Wang, S.-G.; You, S.-L. Catalytic Asymmetric Dearomatization of Indolyl Dihydropyridines via Enamine Isomerization/Spirocyclization/Transfer Hydrogenation Sequence. *Angew. Chem. Int. Ed.* **2018**, *57*, 2653–2656; (c) Flynn, A. R.; McDaniel, K. A.; Hughes, M. E.; Vogt, D. B. Jui, N. T. Hydroarylation of Arenes via Reductive Radical-Polar Crossover. *J. Am. Chem. Soc.* **2020**, *142*, 9163.
- 9) James, M. J.; O'Brien, P.; Taylor, R. J. K.; Unsworth, W. P. Synthesis of spirocyclic indolenines. *Chem. Eur. J.* **2016**, *22*, 2856–2881.
- 10) (a) Zheng, Y.; Tice, C. M.; Singh, S. B., The use of spirocyclic scaffolds in drug discovery. *Bioorg. Med. Chem. Lett.* **2014**, *24*, 3673; (b) Müller, G.; Berkenbosch, T.; Benninghof, J. C. J.; Stumpfe, D.; Bajorath, J., Charting Biologically Relevant Spirocyclic Compound Space. *Chem. Eur. J.* **2017**, *23*, 703; (c) Zheng, Y.-J.; Tice, C. M., The utilization

- of spirocyclic scaffolds in novel drug discovery. *Expert Opin. Drug Discov.* **2016**, *11*, 831; (d) Griggs, S. D.; Thompson, N.; Tape, D. T.; Fabre, M.; Clarke, P. A., A Two-Step Synthesis of 2-Spiropiperidines. *Chem. Eur. J.* **2017**, *23*, 9262.
- 11) For related processes involving dearomatizing spirocyclisation of ynones tethered to other electron rich aromatics: (a) Unsworth, W. P.; Cuthbertson, J. D.; Taylor, R. J. K. Total Synthesis of Spirobacillene A. *Org. Lett.* **2013**, *15*, 3306–3309; (b) Clarke, A. K.; Liddon, J. T. R.; Cuthbertson, J. D.; Taylor, R. J. K.; Unsworth, W. P. Dearomatisation Approaches to Spirocyclic Dienones via the Electrophilic Activation of Alkynes. *Org. Biomol. Chem.* **2017**, *15*, 233–245; (c) Ho, H. E.; James, M. J.; O'Brien, P.; Taylor, R. J. K.; Unsworth, W. P. Ag(I)-catalysed synthesis of azabicyclic alkaloid frameworks from ketimine-tethered ynones: total synthesis of indolizidine 209D. *Org. Lett.* **2018**, *20* 1439–1443; (d) Clarke, A. K.; Lynam, J. M.; Taylor, R. J. K.; Unsworth, W. P. 'Back to front' indole synthesis using silver(I) catalysis: unexpected C-3 pyrrole activation mode supported by DFT. *ACS Catal.* **2018**, *8*, 6844–6850,
  - 12) For related processes involving metal-mediated transformations of indoles tethered to non-ynone alkynes, see: (a) James, M. J.; Clubley, R. E.; Palate, K. Y.; Procter, T. J.; Wytton, A. C.; O'Brien, P.; Taylor, R. J. K.; Unsworth, W. P. Silver(I)-Catalyzed Dearomatization of Alkyne-Tethered Indoles: Divergent Synthesis of Spirocyclic Indolenines and Carbazoles. *Org. Lett.* **2015**, *17*, 4372–4375. (b) Magné, V.; Blanchard, F.; Marinetti, A.; Voituriez, A.; Guinchard, X. Synthesis of Spiro[piperidine-3,3'-oxindoles] via Gold(I)-Catalyzed Dearomatization of *N*-Propargyl- and *N*-Homoallenyl-2-bromotryptamines. *Adv. Synth. Catal.* **2016**, *358*, 3355–3361; (c) Magné, V.; Marinetti, A.; Gandon, V.; Voituriez, A.; Guinchard, X. Synthesis of Spiroindolenines via Regioselective Gold(I)-Catalyzed Cyclizations of *N*-Propargyl Tryptamines. *Adv. Synth. Catal.* **2017**, *359*, 4036–4042; (d) He, Y.; Li, Z.; Robeyns, K.; Van Meervelt, L.; Van der Eycken, E. V. A Gold-Catalyzed Domino Cyclization Enabling Rapid Construction of Diverse Polyheterocyclic Frameworks. *Angew. Chem. Int. Ed.* **2018**, *57*, 272–276; (e) Zhang, Z.; Smal, V.; Retailleau, P.; Voituriez, A.; Frison, G.; Marinetti, A.; Guinchard, X. Tethered Counterion-Directed Catalysis: Merging the Chiral Ion-Pairing and Bifunctional Ligand Strategies in Enantioselective Gold(I) Catalysis. *J. Am. Chem. Soc.* **2020**, *142*, 3797–3805.
  - 13) (a) Unsworth, W. P.; Donald, J. R. Ring expansion reactions in the synthesis of macrocycles and medium sized rings. *Chem. Eur. J.* **2017**, *23*, 8780–8799; (b) Lawer, A.; Rossi-Ashton, J. A.; Stephens, T. C.; Challis, B. J.; Epton, R. G.; Lynam, J. M.; Unsworth, W. P. Internal Nucleophilic Catalyst Mediated Cyclisation/Ring Expansion Cascades for the Synthesis of Medium-Sized Lactones and Lactams. *Angew. Chem., Int. Ed.* **2019**, *58*, 13942–13947; (c) Clarke, A. K.; Unsworth, W. P. A happy medium: the synthesis of medicinally important medium-sized rings via ring expansion. *Chem. Sci.*, **2020**, *11*, 2876–2881
  - 14) For reviews and perspective on the applications and uses of functionalised quinolines, see: (a) Kumar, S.; Bawa, S.; Gupta, H. Biological Activities of Quinoline Derivatives *Mini Rev. Med. Chem.* **2009**, *9*, 1648–1654; (b) Prajapati, S. M.; Patel, K. D.; Vekariya, R. H.; Panchal, S. N.; Patel, H. D. Recent advances in the synthesis of quinolines: a review. *RSC Adv.* **2014**, *4*, 24463–24476; (c) Marella, A.; Tanwar, O. P.; Saha, R.; Ali, M. R.; Srivastava, S.; Akhter, M.; Shaquiquzzaman, M.; Alam, M. M. Quinoline: A versatile heterocyclic. *Saudi Pharm. J.*, **2013**, *21*, 1–12.
  - 15) DCE (1,2-dichloroethane) was chosen as solvent due to its relatively wide temperature range and efficacy in a recent study involving indole-tethered ynones (see reference 4a). The cascade reactions also works well when DCM is used in place of DCE (84% isolated yield for the conversion of **1aBr** into **4b**), but the use of the non-chlorinated solvents THF and acetonitrile for the same reaction was far less effective (no reaction and 20% yield of **6a** respectively).
  - 16) For an interesting recent study on thiol mediated cascade reactions of alkyne-based precursors, that operates via a radical mechanism, see: Dutta, S.; Mallick, R. J.; Prasad, R.; Gandon, V.; Sahoo, A. K. Alkyne Versus Ynamide Reactivity: Regioselective Radical Cyclization of Yne-Ynamides. *Angew. Chem. Int. Ed.* **2019**, *58*, 2289–2294.
  - 17) For examples and perspective on synthetic processes discovered by serendipitous/unforeseen processes, see reference 4a and: (a) Zard, S. Z.; New syntheses of alkynes: a tale of serendipity and design. *Chem. Commun.* **2002**, 1555; (b) Grimes, R. N. Synthesis and serendipity in boron chemistry: A 50 year perspective. *J. Organomet. Chem.* **2013**, *747*, 4; (c) Unsworth, W. P. Taylor, R. J. K. Upenamide: trials and tribulations *Org. Biomol. Chem.* **2013**, *11*, 7250–7261 (d) Kazim, M.; Siegler, M. A.; Lectka, T. A Case of Serendipity: Synthesis, Characterization, and Unique Chemistry of a Stable, Ring-Unsubstituted Aliphatic p-Quinone Methide. *Org. Lett.* **2019**, *21*, 2326; (e) Strieth-Kalthoff, F.; Henkel, C.; Teders, M.; Kahnt, A.; Knolle, W.; Gómez-Suárez, A.; Dirian, K.; Alex, W.; Bergander, K.; Daniliuc, C. G.; Abel, B.; Guldi, D. M.; Glorius, F. Discovery of Unforeseen Energy-Transfer-Based Transformations Using a Combined Screening Approach. *Chem.* **2019**, *5*, 2183.
  - 18) CCDC 2054407 contains the crystallographic data for compound **4v**, see: [www.ccdc.cam.ac.uk/data\\_request/cif](http://www.ccdc.cam.ac.uk/data_request/cif)
  - 19) The reason for this difference is not fully clear. Solubility differences and/or changes to the electronic properties of the ynone may both have had an influence, while the relatively basic aniline group may also have altered the pH balance and affected proton transfer in the reaction. Notably, in previous studies we have found that other 4-NMe<sub>2</sub>-substituted ynones have also reacted differently to other seemingly similar substrates in the series (see reference 6a)
  - 20) For background and biological properties of thio-oxindoles and related oxindoles, see: Hurst, T. E.; Gorman, R. M. Drouhin, P.; Perry, A.; Taylor, R. J. K. A Direct C–H/Ar–H Coupling Approach to Oxindoles, Thio-oxindoles, 3,4-Dihydro-1H-quinolin-2-ones, and 1,2,3,4-Tetrahydroquinolines. *Chem. Eur. J.* **2014**, *20*, 14603–14703 and reference therein.
  - 21) Although degassed solvent was typically used in this study to help ensure consistent results, this level of precaution is generally not needed; for example, the conversion of **1aBr** into **4d** worked in 98% yield when done without degassing. The insensitivity of the reaction to oxygen also suggests that alternative radical pathways (*c.f.* reference 4a) are unlikely to operate. In addition, it was found that ynone **1aBr** does not react when treated with PhSSPh in place of PhSH under the standard RT conditions, which further reduces the likelihood that the cascade reaction involves thiyl radical intermediates. The analogous reaction with PhSSPh and 1 equivalent of HBr led only to the formation of products in which sulfur had not been incorporated: **7a** (18%) and **8** (72%).





Insert Table of Contents artwork here

