



UNIVERSITY OF LEEDS

This is a repository copy of *Second lockdown effects on crime less pronounced in England and Wales*.

White Rose Research Online URL for this paper:

<https://eprints.whiterose.ac.uk/170032/>

Version: Published Version

Monograph:

Farrell, G orcid.org/0000-0002-3987-8457 and Dixon, A orcid.org/0000-0002-1926-8926
(2021) *Second lockdown effects on crime less pronounced in England and Wales*. Report. Statistical Bulletin on Crime and COVID-19 . University of Leeds

<https://doi.org/10.5518/100/37>

Reuse

This article is distributed under the terms of the Creative Commons Attribution (CC BY) licence. This licence allows you to distribute, remix, tweak, and build upon the work, even commercially, as long as you credit the authors for the original work. More information and the full terms of the licence here:

<https://creativecommons.org/licenses/>

Takedown

If you consider content in White Rose Research Online to be in breach of UK law, please notify us by emailing eprints@whiterose.ac.uk including the URL of the record and the reason for the withdrawal request.



eprints@whiterose.ac.uk
<https://eprints.whiterose.ac.uk/>



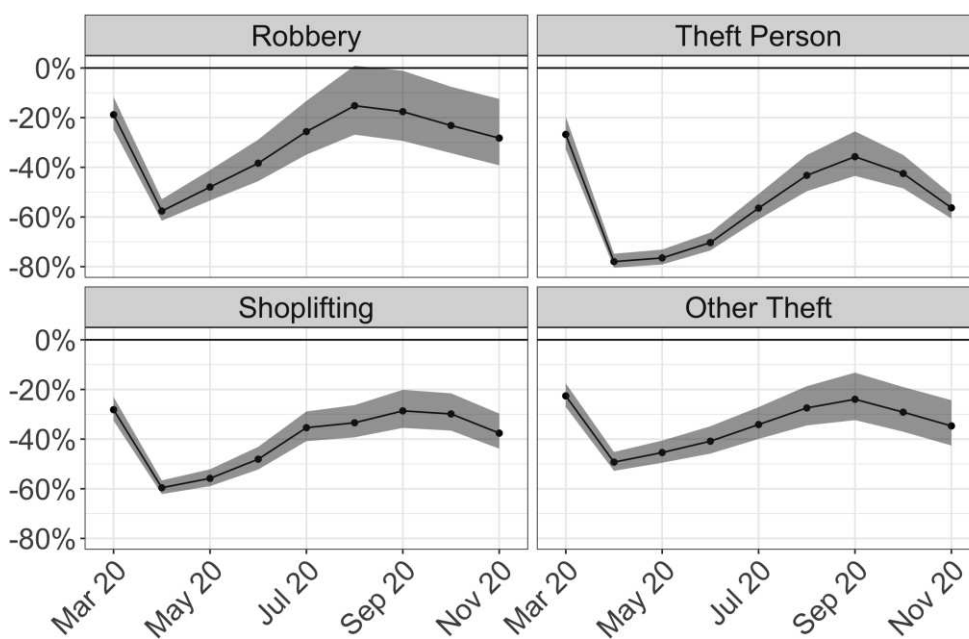
Second lockdown effects on crime less pronounced in England and Wales

Anthon Dixon

Graham Farrell, University of Leeds.

Dramatic changes in recorded crime rates early in the first national lockdown (March-June), were followed by crime types moved back towards, but often remaining far from, expected levels in summer 2020 (July-September). Turning points in crime in August or September coincided with the reimposition of restrictions. The second national lockdown in England in November produced less pronounced overall effects than the first, but broadly in line with the [predicted 'w-model'](#) of repeated lockdowns. Charts show % difference between actual and expected rates per capita, with 95% confidence intervals shaded.

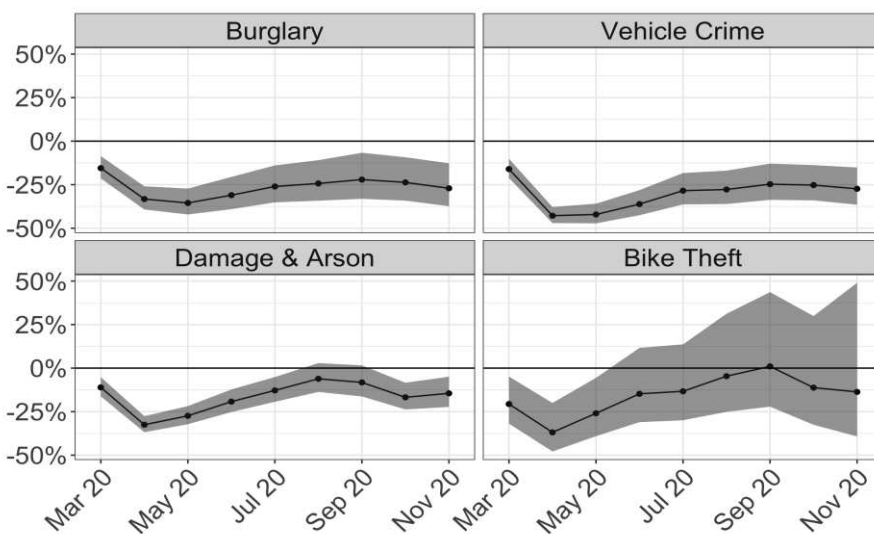
Box 1: Robbery and theft: % difference between observed and expected rates



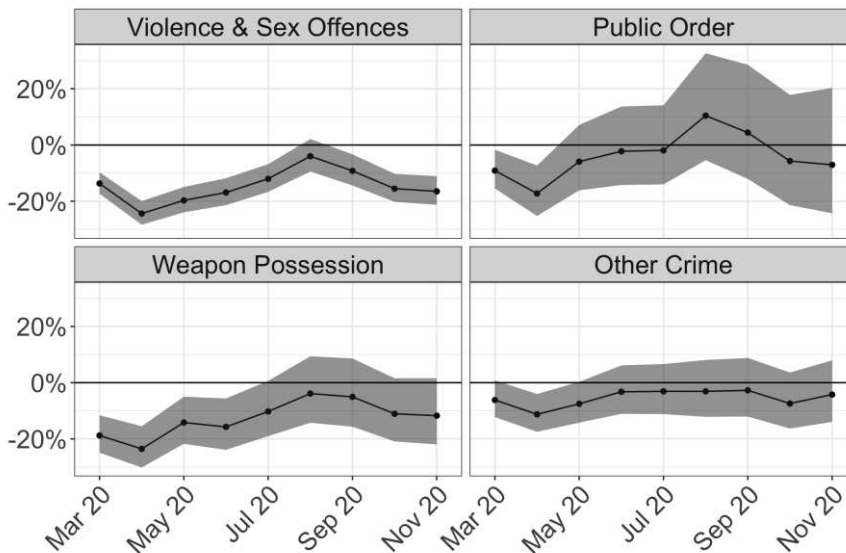
From their first-lockdown April lows, robbery and theft increased with movement through to summer.

Robbery peaked in August, and all theft types in September but these peaks were significantly below the expected rate for the time of year.

Box 2: Other Property Crimes: % difference between observed and expected rates

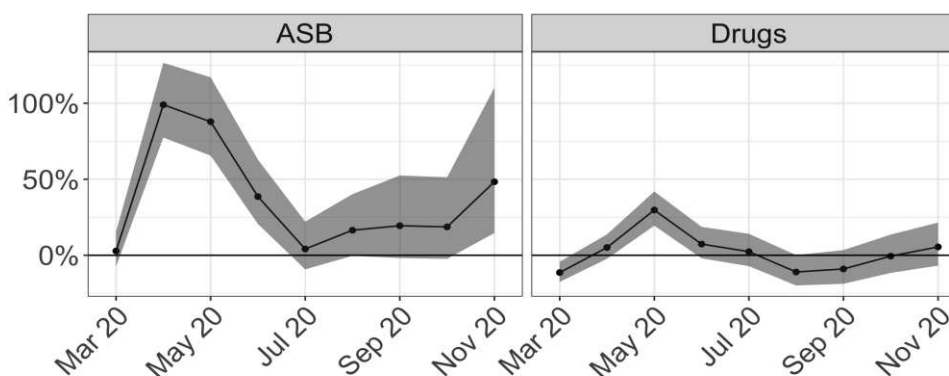


Burglary and vehicle crime also increased in the summer but to a lesser extent than thefts. They remained well below expected levels as many people continued to work from home, providing natural surveillance. Tiers and the second lockdown produced only moderate change. Criminal damage and arson trends were more pronounced. Bike theft achieved near-normal levels in August but declined as movement restrictions increased.

Box 3: Violence and sex offences, public order and, weapons possession offences
(% difference between observed and expected rates)

Recorded violence and sex offences increased to near-expected levels in August then declined sharply as movement restrictions increased.

Public order offences may have exceeded expected levels in August but also subsequently decreased. Weapons possession offences and other crime also increased through the summer, then declined, while likely remaining below expected levels.

Box 4: Drug offences, other crime, and antisocial behaviour
(% difference between observed and expected rates)

Anti-social behaviour and drug possession offences continued to move in the opposite direction to most crime types. Decreasing rapidly to summer lows, they began to increase as movement restrictions increased through to second lockdown.

Note: Wales introduced [circuit breaker](#) restrictions slightly earlier than England's Tier system. England's [second national lockdown](#) covered 95% of the population of England and Wales. *Source:* data.police.uk - all police services except Greater Manchester. Expected crime rates calculated with Hyndman et al.'s (2020) AutoARIMA R package.

© The Authors (2020). DOI: <http://doi.org/10.5518/100/37> . ISSN: 2634-4424. This work is licensed under a Creative Commons (CC-BY 4.0). This research was funded by the Economic and Social Research Council under the UK Research and Innovation open call on COVID-19, grant ES/V00445X/1. See www.covid19-crime.com