



UNIVERSITY OF LEEDS

This is a repository copy of *Turbulent viscosity acting on the equilibrium tidal flow in convective stars*.

White Rose Research Online URL for this paper:
<http://eprints.whiterose.ac.uk/156990/>

Version: Accepted Version

Article:

Vidal, J orcid.org/0000-0002-3654-6633 and Barker, AJ orcid.org/0000-0003-4397-7332
(2020) Turbulent viscosity acting on the equilibrium tidal flow in convective stars.
Astrophysical Journal Letters, 888 (2). L31. ISSN 2041-8205

<https://doi.org/10.3847/2041-8213/ab6219>

Reuse

Items deposited in White Rose Research Online are protected by copyright, with all rights reserved unless indicated otherwise. They may be downloaded and/or printed for private study, or other acts as permitted by national copyright laws. The publisher or other rights holders may allow further reproduction and re-use of the full text version. This is indicated by the licence information on the White Rose Research Online record for the item.



Takedown

If you consider content in White Rose Research Online to be in breach of UK law, please notify us by emailing eprints@whiterose.ac.uk including the URL of the record and the reason for the withdrawal request.



eprints@whiterose.ac.uk
<https://eprints.whiterose.ac.uk/>

Turbulent viscosity acting on the equilibrium tidal flow in convective stars

JÉRÉMIE VIDAL ¹ AND ADRIAN J. BARKER ¹

¹*Department of Applied Mathematics, University of Leeds, Leeds, LS2 9JT, UK*

Submitted to ApJL

ABSTRACT

Convection is thought to act as a turbulent viscosity in damping tidal flows and in driving spin and orbital evolution in close convective binary systems. This turbulent viscosity should be reduced, compared to mixing-length predictions, when the forcing (tidal) frequency $|\omega_t|$ exceeds the turnover frequency ω_{cv} of the dominant convective eddies. However, two contradictory scaling laws have been proposed and this issue remains highly disputed. To revisit this controversy, we conduct the first direct numerical simulations (DNS) of convection interacting with the equilibrium tidal flow in an idealized global model of a low-mass star. We present direct computations of the turbulent effective viscosity, ν_E , acting on the equilibrium tidal flow. We unexpectedly report the coexistence of the two disputed scaling laws, which reconciles previous theoretical (and numerical) findings. We recover the universal quadratic scaling $\nu_E \propto (|\omega_t|/\omega_{cv})^{-2}$ in the high-frequency regime $|\omega_t|/\omega_{cv} \gg 1$. Our results also support the linear scaling $\nu_E \propto (|\omega_t|/\omega_{cv})^{-1}$ in an intermediate regime with $1 \leq |\omega_t|/\omega_{cv} \lesssim \mathcal{O}(10)$. Both regimes may be relevant to explain the observed properties of close binaries, including spin synchronization of solar-type stars and the circularization of low-mass stars. The robustness of these two regimes of tidal dissipation, and the transition between them, should be explored further in more realistic models. A better understanding of the interaction between convection and tidal flows is indeed essential to correctly interpret observations of close binary stars and short-period planetary orbits.

Keywords: binaries: close — convection — hydrodynamics — planet-star interactions — turbulence

1. INTRODUCTION

Tidal interactions determine the orbital and spin evolution of short-period planets and low-mass binary stars (e.g. Mazeh 2008; Zahn 2008; Ogilvie 2014). A major weakness of tidal theory is in modeling how tidal flows interact with convection. Turbulent convection is believed to act as an effective turbulent viscosity in damping large-scale tidal flows (e.g. Zahn 1966). This mechanism is usually invoked to explain the circularization and synchronization of binary systems containing low-mass or solar-like main-sequence stars (e.g. Zahn 1989; Meibom & Mathieu 2005; Meibom et al. 2006; Van Eylen et al. 2016; Lurie et al. 2017; Triaud et al. 2017; von Boetticher et al. 2019), and evolved stars (e.g. Verbunt & Phinney 1995; Beck et al. 2018; Price-Whelan & Goodman 2018).

The turbulent viscosity, ν_E , is usually estimated by neglecting the oscillatory nature of the tidal flow. This leads to $\nu_E \simeq \nu_{cv}$, where ν_{cv} is predicted by mixing-length theory (MLT) (e.g. Spiegel 1971). However, when the tidal frequency $|\omega_t|$ is faster than the turnover frequency ω_{cv} of the dominant convective eddies, ν_E ought to be reduced, as recognized initially by Zahn (1966). The magnitude of this reduction remains highly disputed. Two scaling laws that are based on phenomenological arguments have been proposed, with either a linear reduction $\nu_E \propto \nu_{cv} (|\omega_t|/\omega_{cv})^{-1}$ (Zahn 1966, 1989), or a quadratic suppression $\nu_E \propto \nu_{cv} (|\omega_t|/\omega_{cv})^{-2}$ (Goldreich & Nicholson 1977; Goldreich & Keeley 1977). Revisiting this controversy has been attempted recently by using direct numerical simulations (DNS). The two laws have only been recovered in separate studies, which support either the linear scaling (Penev et al. 2007, 2009b,a) or the quadratic one (Ogilvie & Lesur 2012; Braviner 2016; Duguid et al. 2019). Thus, any application of tidal theory to stars (or planets) with convection zones

remains uncertain. Resolving this issue is essential before we can apply tidal theory to interpret observations of close binaries (e.g. Kirk et al. 2016; Lurie et al. 2017; Van Eylen et al. 2016; Triaud et al. 2017; Price-Whelan & Goodman 2018) or short-period planetary orbits (e.g. Rasio et al. 1996). For instance, circularization of subgiant stars with orbital periods of approximately one day could occur in either $\sim 10^2$ or 10^6 years, depending on which scaling is valid (Price-Whelan & Goodman 2018).

Owing to the importance of this problem to interpret observations, we revisit this controversy using global numerical simulations. So far, only numerical studies using local models and with simplified imposed shear flows have been undertaken. Local DNS may not capture the full complexity of the tidal response existing in a global model. They could be also affected by the adopted boundary conditions. We therefore set out to gain independent physical insight from global DNS of convection in the presence of more realistic tidal flows. This Letter is organized as follows. We present our global model in Section 2. Direct computations of the turbulent viscosity are presented in Section 3. The implications and astrophysical extrapolation of our results are presented in Section 4, and we conclude the paper in Section 5.

2. DESCRIPTION OF THE TIDAL PROBLEM

We study the interplay between tides and turbulent convection in a global model of a low-mass star (or coreless giant planet). The primary body is a full sphere of radius R , filled with a fluid of uniform (laminar) kinematic viscosity ν and thermal diffusivity κ . This body is subjected to tidal forcing from an orbiting companion. We model convection in the Boussinesq approximation, studying slight departures from a motionless conduction state sustained by homogeneous internal heating. Since many low-mass stars are slow rotators (e.g. Nielsen et al. 2013; Newton et al. 2018), and for simplicity, we neglect rotation in this study. We define the temperature perturbation Θ and the velocity field $\mathbf{u} + \mathbf{U}_0$, where we split the flow into a background large-scale tidal flow \mathbf{U}_0 and a perturbation \mathbf{u} . We use dimensionless units for the simulations, adopting R as our length scale and R^2/ν as our timescale. Convection is then governed by two dimensionless numbers, the Rayleigh number Ra (which measures the strength of the convective driving) and the Prandtl number $Pr = \nu/\kappa$. We solve the system of equations in their weak variational form by using the spectral-element code Nek5000 (Fischer et al. 2007), employed previously for tidal studies (e.g. Favier et al. 2014; Barker 2016; Reddy et al. 2018). Further details of the model are given in Appendix A.

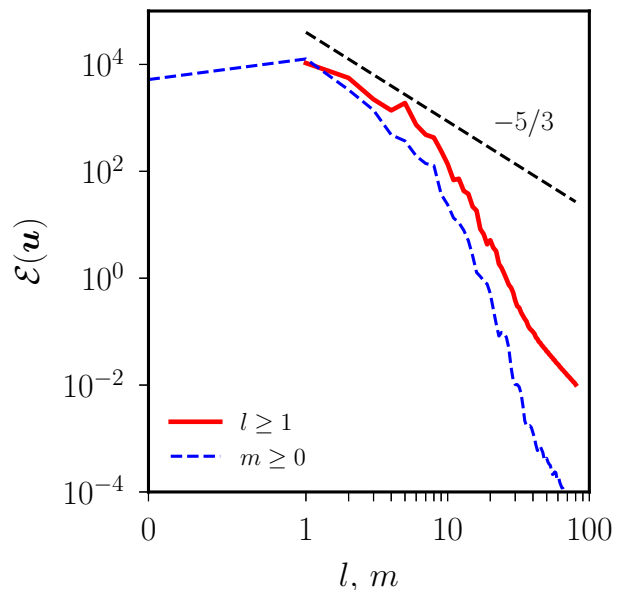
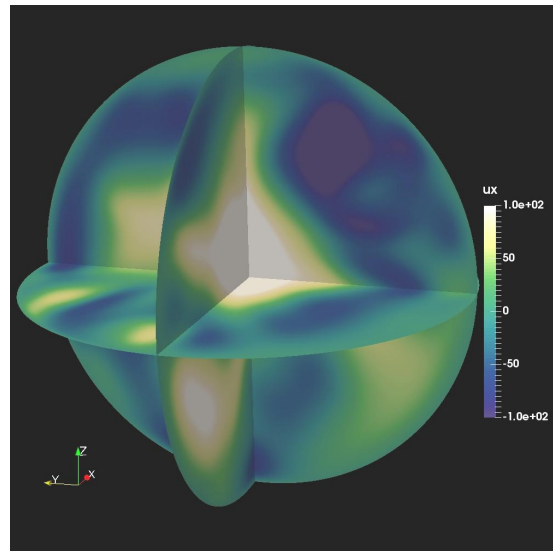


Figure 1. Simulation of uniformly-heated turbulent convection without tides ($Ra = 10^6, Pr = 1$). *Top:* Three-dimensional snapshot of the velocity field component u_x . *Bottom:* Spectra of the instantaneous kinetic energy $\mathcal{E}(\mathbf{u})$, as a function of the spherical harmonic degree $l \geq 1$ and azimuthal number $m \geq 0$ (using orthonormalized harmonics) between radii $r \in [0.05, 0.99]$. Spectra have been computed by interpolating the data to a spherical grid.

Previous numerical studies modeled the tidal flow with either an (ad-hoc) external forcing (Penev et al. 2009a) or with a background unidirectional shear flow in a shearing box (Ogilvie & Lesur 2012; Braviner 2016; Duguid et al. 2019). Here, we instead consider self-consistently the large-scale (non-wavelike) equilibrium

tidal flow (e.g. Remus et al. 2012). We assume that the companion is a point-mass, moving on a circular orbit around the star. Thus, the dominant component of the tidal potential in the inertial frame has the spherical harmonic degree $l = 2$ and azimuthal order $m = 2$ (Ogilvie 2014). In the inertial frame, the resulting (dimensionless) flow is in the xy -plane and takes the form

$$\mathbf{U}_0 = -\frac{\omega_t \beta}{2} \begin{pmatrix} \sin(\omega_t t) & \cos(\omega_t t) \\ \cos(\omega_t t) & -\sin(\omega_t t) \end{pmatrix} \begin{pmatrix} x \\ y \end{pmatrix}, \quad (1)$$

where $\beta \ll 1$ is the dimensionless tidal amplitude (roughly the ratio of tidal displacement to unperturbed radius) and ω_t is the tidal (angular) frequency (twice the orbital frequency in the absence of rotation). The forcing amplitude β must be large enough to obtain a measurable tidal response in the presence of convection, but large values could strongly modify the convection.

The global simulations that we present here are very demanding, because they must be run for a sufficiently long duration to reduce turbulent noise. This inevitably restricts our survey of parameter space. We simulate highly super-critical convection with $Ra = 10^6$ and $Pr = 1$, which can be compared with the value for linear onset $Ra \geq 1545$ (computed with a dedicated solver, Monville et al. 2019). The parameters and outputs for each simulation are given in Appendix A. The convection in the saturated state without tides (i.e. $\beta = 0$) is illustrated in Figure 1. The kinetic energy is characterized by a non-negligible axisymmetric component (consistent with the flow in the top panel), and a short inertial-like range illustrated by the Kolmogorov scaling ($\propto -5/3$, bottom panel). We quantitatively estimate the convective turnover frequency as $\omega_{cv} = u_{rms}/l_E$, where u_{rms} is the time average of the volume-averaged root-mean-square (RMS) velocity and $l_E \simeq 1/3$ is here the turbulent length scale. We obtain a typical value $\omega_{cv} \simeq 143.5 \pm 3.2$ for the (dimensionless) convective angular frequency, and the mean properties of the convection are not significantly affected in the presence of the tidal flow (see Appendix B).

3. TURBULENT VISCOSITY

We determine numerically the effective viscosity coefficient ν_E , which is the leading-order component of the effective viscosity tensor at the forcing frequency (e.g. Penev et al. 2009a). This is obtained numerically by balancing the mean rate at which convection does work on the tidal flow with the mean rate of viscous dissipation of this flow (e.g. Goodman & Oh 1997; Braviner 2016). This leads to

$$\nu_E = -\frac{1}{(\omega_t \beta)^2 \Delta T} \int_{t_0}^T \langle \mathbf{u} \cdot [(\mathbf{u} \cdot \nabla) \mathbf{U}_0] \rangle_V dt, \quad (2)$$

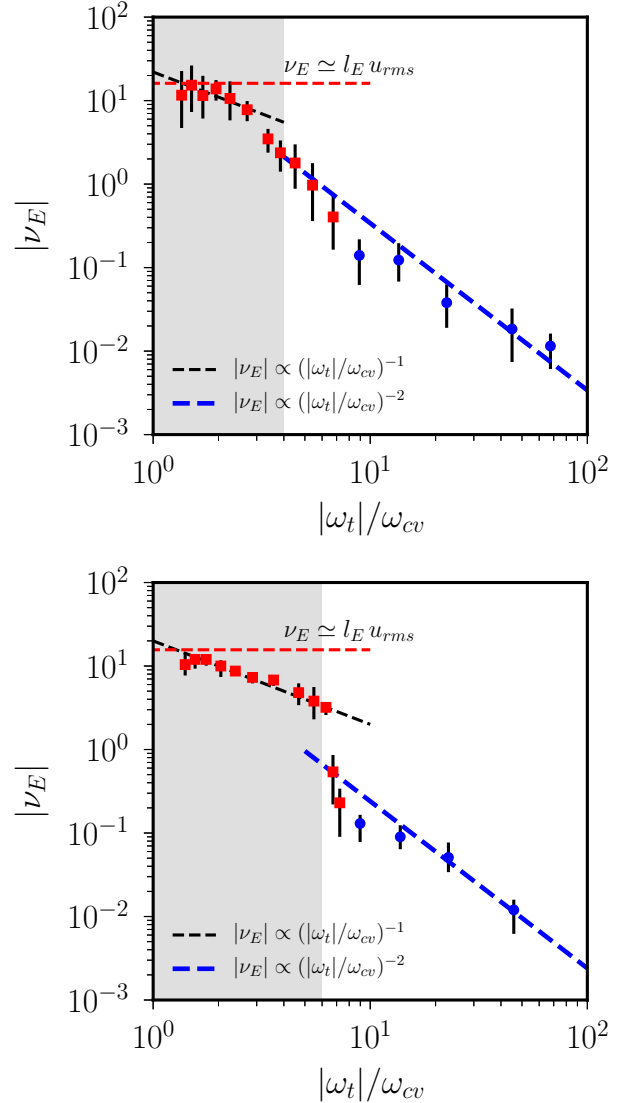


Figure 2. Direct measurements of the effective viscosity ν_E in turbulent convection ($Ra = 10^6$, $Pr = 1$), as a function of $|\omega_t|/\omega_{cv}$. Red squares: $\nu_E > 0$. Blue circles: $\nu_E < 0$. Error bars are conservatively defined using two standard deviations from the mean value. *Top*: $\beta = 10^{-2}$. *Bottom*: $\beta = 5 \times 10^{-2}$. Horizontal dashed lines: expected behavior from MLT $\nu_E \simeq l_E u_{rms}$ in the low-frequency regime ($|\omega_t| \ll \omega_{cv}$).

with $\langle \cdot \rangle_V = (1/V) \int_V \cdot dV$ the volume average and $5 \leq \Delta T = T - t_0 \leq 10$, with t_0 an appropriate initial time in the saturated regime. We have verified in Appendix B that the spatial average is not dominated by regions near the boundary, and is instead due to interactions with turbulent flows in the bulk.

Results for the effective viscosity ν_E are shown in Figure 2, for the tidal amplitudes $\beta = 10^{-2}$ and $\beta = 5 \times 10^{-2}$. The former value is similar to that for a solar-mass binary in a one-day orbit. The effective vis-

cosity decreases as we increase $|\omega_t|/\omega_{cv}$. The striking feature here is the coexistence of both heuristic scaling laws. Firstly, we obtain an intermediate regime $1 \leq |\omega_t|/\omega_{cv} \lesssim \mathcal{O}(10)$, in which ν_E is consistent with the linear reduction (Zahn 1966, 1989). This trend is clearer in the simulations with the largest tidal amplitude ($\beta = 5 \times 10^{-2}$), because the signal-to-noise ratio (SNR) is lower for weaker tides (as shown by the error bars in Figure 2). Secondly, we clearly obtain the quadratic law $|\nu_E| \propto (|\omega_t|/\omega_{cv})^{-2}$ in the high-frequency regime $|\omega_t| \gg \omega_{cv}$ (Goldreich & Nicholson 1977; Goodman & Oh 1997). The transition between these two scalings is sharp, occurring when $|\omega_t|/\omega_{cv} \simeq 6$ for $\beta = 5 \times 10^{-2}$ (bottom panel), but appears to depend weakly on the tidal amplitude. These results demonstrate that both scaling laws are obtained in our global model, which have only been found previously in separate studies in Cartesian geometry.

In the low-frequency regime ($|\omega_t| \lesssim \omega_{cv}$), we have been unable to accurately determine ν_E . The amplitude of tidal flow (1) was too weak to give a sufficiently strong SNR. A crude extrapolation of our results is broadly consistent with MLT, which would predict $\nu_E \propto \nu_{cv} \simeq l_E u_{rms}$ when $|\omega_t| \rightarrow 0$ (albeit with an uncertain proportionality constant). This would be consistent with local simulations (Duguid et al. 2019). However, the convective viscosity could be larger than the MLT prediction in that range (e.g. Goldman 2008).

4. DISCUSSION

4.1. Non-Kolmogorov turbulence?

Turbulent viscosity is often defined with a closure model that relates the Reynolds stress to the rate of strain. Ogilvie & Lesur (2012) and Duguid et al. (2019) demonstrated the viscoelastic nature of the high-frequency ($|\omega_t|/\omega_{cv} \gg 1$) tidal response, developing an asymptotic theory for the Reynolds stress. This strongly supports the quadratic reduction for ν_E . In our global simulations, we have confirmed the viscoelastic character of the response for high-frequency tidal forcing (see Appendix B). However, this asymptotic theory does not strictly apply for lower frequencies. Indeed, a linear reduction may result from the non-Kolmogorov nature of the turbulence (Penev et al. 2007, 2009b,a).

We illustrate in Figure 3 the frequency spectrum of the convection. The largely non-Kolmogorov nature of the convection is revealed by the frequency spectrum of the volume-averaged Reynolds stress component $\langle u_x u_y \rangle_V$. The latter quantity, which is directly related to the effective viscosity (see Appendix B), has a shallower decay with frequency (in f^{-1}) than expected from Kolmogorov theory when $|\omega_t|/\omega_{cv} \leq \mathcal{O}(10)$. This slope is largely

unaffected by the tidal flow, and so is a generic property of the convection in this range. The slope of the non-Kolmogorov spectrum is similar to that reported in Penev et al. (2007, 2009a), despite the model differences. For larger frequencies, a steeper decay is observed, first behaving like f^{-2} in apparent agreement with local simulations of Rayleigh-Benard convection (Kumar & Verma 2018), and then rapidly decaying (corresponding with a dissipation range). The transition between the linear and quadratic reductions may broadly coincide with where the shallow non-Kolmogorov scaling in f^{-1} ceases to be valid. Then, even though our spectrum is still non-Kolmogorov-like, a quadratic reduction is found for higher frequencies, in agreement with prior asymptotic theory (Ogilvie & Lesur 2012; Duguid et al. 2019). The frequency spectrum of the thermal energy $\langle \Theta^2 \rangle_V / 2$ exhibits the same scaling behavior as the Reynolds stress. Following Goodman & Oh (1997), this quantity could also be relevant for the frequency-dependence¹ of ν_E . However, our simulations do not currently allow us to assess their arguments conclusively. In summary, our new global simulations support both the linear and quadratic reductions for the eddy viscosity.

4.2. Astrophysical implications

We extrapolate our findings to stellar interiors as follows. MLT predicts the RMS convective velocity to scale as $u_{rms} \propto (Ra/Pr)^{1/2}$ in the fully turbulent regime (e.g. Spiegel 1971), such that $\nu_E/\nu \simeq \nu_{cv}/\nu \propto (Ra/Pr)^{1/2}$ is independent of tidal frequency when $|\omega_t|/\omega_{cv} \ll 1$. Such a frequency-independent ν_E is consistent with constant tidal lag-time models (e.g. Hut 1981). Then, the effective viscosity is reduced in the presence of fast tides, first with an approximately linear reduction and then a quadratic one. The transition between these two regimes occurs when $|\omega_t|/\omega_{cv} \simeq \mathcal{O}(10)$. Further work is required to explore the robustness of the transition when Ra/Pr is increased. We have also obtained statistically significant negative values of ν_E for high frequencies in Figure 2, which is consistent with previous local results (Ogilvie & Lesur 2012; Duguid et al. 2019). Negative values probably result from (necessarily) adopting simulation parameters that are far-removed from their astrophysical values. This phenomenon is always observed when $|\nu_E| \leq \nu$ (here in the quadratic regime). As also found in Duguid et al. (2019), the negative values occur when $|\omega_t|$ lies in the dissipation range of the turbulence (see Figure 3). MLT predicts that $\omega_{cv} \propto Ra^{1/2}$ in the

¹ As suggested by the referee, based on Phinney (1992).

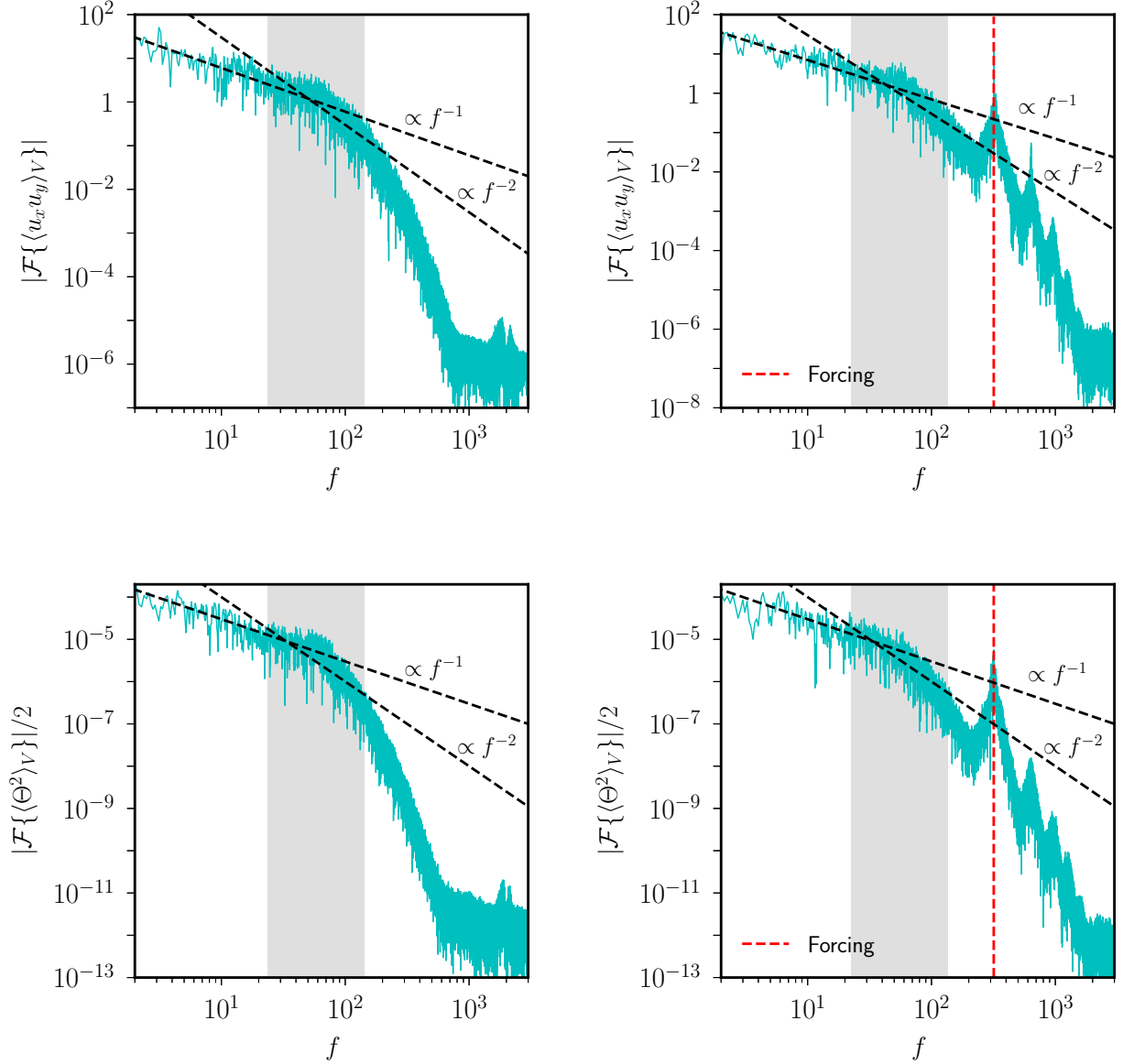


Figure 3. Frequency spectra of turbulent convection ($Ra = 10^6, Pr = 1$). Spectrum of $|\mathcal{F}\{\langle u_x u_y \rangle_V\}|$ (top panel) and $|\mathcal{F}\{\langle \Theta^2 \rangle_V/2\}|$ (bottom panel), where \mathcal{F} is the Fourier transform and f is the (ordinary) frequency. Gray area shows the intermediate frequency range $1 \leq |\omega_t|/\omega_{cv} \leq 6$ where the linear reduction is observed in Figure 2. *Left:* Unperturbed convection. *Right:* Perturbed convection with $\beta = 5 \times 10^{-2}$ and $|\omega_t|/\omega_{cv} = 14.2$.

fully turbulent regime, and that the inertial-like range should extend to higher frequencies. Typical values for the Rayleigh and Prandtl numbers in solar-like stars are $Ra = 10^{19} - 10^{24}$ and $Pr = 10^{-6} - 10^{-4}$ (Hanasoge & Sreenivasan 2014), such that we expect $\nu_{cv} \gg \nu$. Thus, unrealistically large values of $|\omega_t|$ may be required to get negative values $\nu_E \leq 0$.

Our results are directly relevant for interpreting observational evidence for synchronization and circularization of solar-type and low-mass close binaries (e.g. Meibom

& Mathieu 2005; Meibom et al. 2006; Van Eylen et al. 2016; Lurie et al. 2017; Triaud et al. 2017). We can estimate the convective turnover timescale $\tau_{cv} = 2\pi/\omega_{cv}$ (e.g. Terquem et al. 1998), using an estimate based on the stellar luminosity (e.g. Price-Whelan & Goodman 2018)

$$\tau_{cv} \approx 0.37 \text{ yr } (M_{cv}/M_{\odot})^{1/3} (T_e/5600)^{-4/3}, \quad (3)$$

with M_{cv} the mass of the convective zone, M_{\odot} the Solar mass and T_e the effective temperature (in Kelvin).

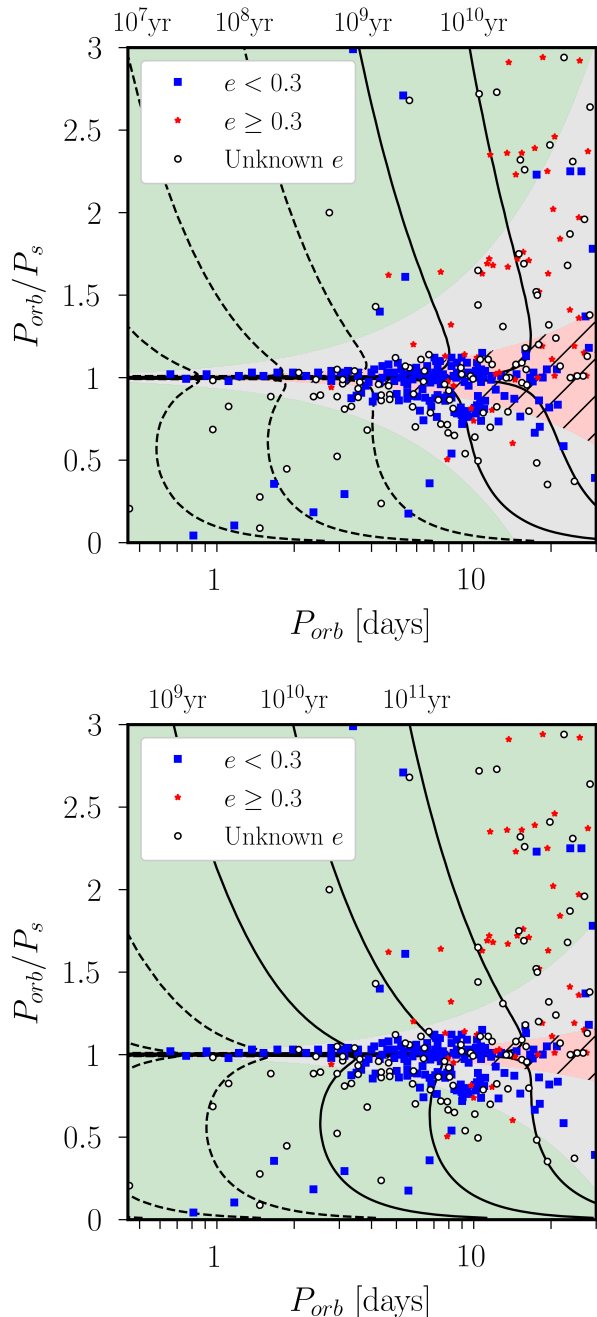


Figure 4. Different regimes for the frequency-reduction of turbulent viscosity for solar-type binaries, with an assumed transition at $|\omega_t|/\omega_{cv} = 5$. Red hashed zone: $\nu_E \simeq \nu_{cv}$. Gray zone: linear reduction. Green zone: quadratic reduction. Binaries, sorted by eccentricity e , extracted from Figure 7 in Lurie et al. (2017). *Top*: Solar-like star ($1 M_\odot$) at 1 Gyr with $\tau_{cv} \simeq 0.1$ yr and $M_{cv} \approx 0.02 M_\odot$. *Bottom*: Low-mass star ($0.5 M_\odot$) at 1 Gyr with $\tau_{cv} \simeq 0.25$ yr and $M_{cv} \approx 0.3 M_\odot$.

Assuming a transition between the two regimes when $|\omega_t|/\omega_{cv} \simeq 5$ (see Figure 2), the quadratic scaling should be used when $P_t = 2\pi/|\omega_t| \lesssim 7.3 - 18.1$ d for a convective timescale $\tau_{cv} \sim 0.1 - 0.25$ yr, where $P_t = |1/P_s - 1/P_{orb}|^{-1}/2$ is the forcing period, P_s the rotation period and P_{orb} the orbital period (in non-synchronized systems). Since low-mass stars typically have longer timescales τ_{cv} , the transition occurs for larger orbital periods for these objects (see Figure 4).

The range of validity of the various turbulent viscosity prescriptions is shown in Figure 4, for binaries given in Lurie et al. (2017). Both scalings are shown to be relevant for this sample. Therefore, equilibrium tide theory must be carefully applied to interpret the observational data. Convective damping of the equilibrium tide could potentially explain the main features of this distribution. The timescale for tidal spin-synchronization, for a solar-mass binary in a circular orbit with $P_{orb} = 10$ d and $P_s = 15$ d, is estimated to be approximately 1 Gyr if we adopt a continuous profile for $\nu_E(|\omega_t|)$ to fit Figure 2 (see Appendix C). This seems to be an efficient mechanism for $P_{orb} \lesssim 10$ d. We have also superimposed our theoretical predictions for spin-synchronization timescales (due to convective damping of the equilibrium tide), using two different stellar models (see Appendix C) that span the majority of the sample in Lurie et al. (2017). They suggest that the quadratic reduction could explain, for larger values of $|\omega_t|$, why some short-period binaries in Figure 4 have not yet synchronized. Finally, the mechanism seems too efficient to explain why some systems with $P_{orb} < 10$ d and $P_{orb} < P_s$ are not synchronized. This may be due to the young ages or high masses of these stars, or perhaps because they are affected by differential rotation (Lurie et al. 2017). The dynamical tide may also be important for some of these systems (e.g. Ogilvie & Lin 2007; Ogilvie 2014).

5. CONCLUDING REMARKS

In this Letter, we have revisited the long-standing problem of the interaction between tidal flows and turbulent convection. We have conducted the first numerical simulations of turbulent convection within an idealized global model of low-mass fully-convective stars (or core-less giant planets), to measure the turbulent viscosity acting on the large-scale equilibrium tidal flow. We have reconciled, for the first time and within a single consistent physical model, the two contradictory scaling laws that have been proposed to describe the frequency-reduction of the effective viscosity when the tidal frequency exceeds the dominant convective turnover frequency (i.e. fast tides, Zahn 1966; Goldreich & Nicholson 1977). Our results have confirmed the universality

of the quadratic reduction in the high-frequency regime, that is $\nu_E \propto |\omega_t|^{-2}$ when $|\omega_t|/\omega_{cv} \gg 1$ (in local models, see Ogilvie & Lesur 2012; Duguid et al. 2019). Moreover, we find evidence for a linear reduction ($\nu_E \propto |\omega_t|^{-1}$), in an intermediate regime $1 \lesssim |\omega_t|/\omega_{cv} \lesssim \mathcal{O}(10)$. This likely results from the non-Kolmogorov nature of the turbulence in that frequency range (e.g. Penev et al. 2007, 2009b,a). This has important consequences for interpreting astrophysical observations. Our findings should guide future data-driven studies to discriminate between these two scaling laws, for instance, when interpreting observations of the synchronization and circularization of main-sequence binaries (Lurie et al. 2017; Triaud et al. 2017) or the circularization of evolved stars (Price-Whelan & Goodman 2018).

Much further work is required before we can accurately model the tidal evolution of astrophysical systems due to this mechanism. The robustness and co-existence of these two scaling regimes, and the transition between them, should be explored further. Moreover, we have neglected dynamical tides (e.g. Ogilvie & Lin 2007) and considered only circular orbits. Different tidal components could however be damped at different rates (e.g. Lai 2012). Simulations in spherical shells would be also worth exploring (e.g. Gastine et al. 2016) to model the convective envelopes of solar-like stars. Given the importance of this problem, understanding the interaction between turbulent convection and tidal flows appears urgent. This is necessary to correctly interpret observations of close binaries (e.g. Lurie et al. 2017; Triaud et al. 2017; Price-Whelan & Goodman 2018).

The validity of MLT should be also assessed using turbulent simulations of convection. MLT predictions could underestimate the turbulent viscosity ν_{cv} in the low-frequency regime (Goldman 2008). Indeed, departures from MLT have been found in recent simulations of compressible convection (e.g. Anders et al. 2019). More-

over, convection-driven turbulence is strongly affected by rapid rotation (e.g. Gastine et al. 2016; Kaplan et al. 2017), such as in giant planets or young stars. The prescription for the turbulent viscosity from MLT (e.g. Barker et al. 2014) then ought to be modified (see Mathis et al. 2016, in the low-frequency regime). More realistic convection models should be considered as a long-term endeavor. Finally, by neglecting rotation, we have also filtered out nonlinear tidal flows such as the elliptical (tidal) instability (e.g. Barker et al. 2016; Vidal & Cébron 2017). They could enhance tidal dissipation for the shortest orbital periods (Barker 2016; Vidal et al. 2018, 2019), and might even modify properties of turbulent convection (Cébron et al. 2010). Understanding their interplay with convection deserves future work.

ACKNOWLEDGMENTS

This work was funded by STFC Grant ST/R00059X/1. JV is grateful to S. Reddy for his support with Nek5000. Numerical simulations were undertaken on ARC1/ARC2 clusters (HPC Facility, University of Leeds). Simulations were also performed on the DiRAC Data Intensive service at Leicester (STFC DiRAC HPC Facility). The equipment was funded by BEIS capital funding via STFC capital grants ST/K000373/1 and ST/R002363/1 and STFC DiRAC Operations grant ST/R001014/1. This work also used the DiRAC@Durham facility. The equipment was funded by BEIS capital funding via STFC capital grants ST/P002293/1, ST/R002371/1 and ST/S002502/1, Durham University and STFC operations grant ST/R000832/1. DiRAC is part of the National e-Infrastructure. We acknowledge the anonymous referee for several suggestions which have allowed us to improve the paper.

Software: Nek5000 (<https://nek5000.mcs.anl.gov/>).

REFERENCES

- Anders, E. H., Lecoanet, D., & Brown, B. P. 2019, arXiv preprint arXiv:1906.02342
- Barker, A. J. 2016, MNRAS, 459, 939
- Barker, A. J., Braviner, H. J., & Ogilvie, G. I. 2016, MNRAS, 459, 924
- Barker, A. J., Dempsey, A. M., & Lithwick, Y. 2014, ApJ, 791, 13
- Beck, P. G., et al. 2018, MNRAS, 479, L123
- Braviner, H. J. 2016, PhD thesis, University of Cambridge
- Cébron, D., Maubert, P., & Le Bars, M. 2010, GJI, 182, 1311
- Duguid, C. D., Barker, A. J., & Jones, C. A. 2019, MNRAS, 491, 923
- Favier, B., Barker, A. J., Baruteau, C., & Ogilvie, G. I. 2014, MNRAS, 439, 845
- Fischer, P. F., et al. 2007, Comput. Method Appl. M., 196, 3049
- Gastine, T., Wicht, J., & Aubert, J. 2016, JFM, 808, 690
- Goldman, I. 2008, Astron. Nachr., 329, 762
- Goldreich, P., & Keeley, D. A. 1977, ApJ, 211, 934
- Goldreich, P., & Nicholson, P. D. 1977, Icar, 30, 301
- Goodman, J., & Oh, S. P. 1997, ApJ, 486, 403

- Guermond, J.-L., Léorat, J., Luddens, F., & Nore, C. 2013, *EJMB*, 39, 1
- Hanasoge, S. M., & Sreenivasan, K. 2014, *Solar Physics*, 289, 3403
- Hut, P. 1981, *A&A*, 99, 126
- Kaplan, E. J., Schaeffer, N., Vidal, J., & Cardin, P. 2017, *PRL*, 119, 094501
- Kirk, B., et al. 2016, *ApJ*, 151, 68
- Kumar, A., & Verma, M. K. 2018, *Proc. R. Soc. Lond. A*, 5, 172152
- Lai, D. 2012, *MNRAS*, 423, 486
- Lai, D., Rasio, F. A., & Shapiro, S. L. 1993, *ApJS*, 88, 205
- Lurie, J. C., et al. 2017, *ApJ*, 154
- Mathis, S., Auclair-Desrotour, P., Guenel, M., Gallet, F., & Le Poncin-Lafitte, C. 2016, *A&A*, 592, A33
- Mazeh, T. 2008, in *EAS Publications Series*, Vol. 29, *Tidal Effects in Stars, Planets and Disks*, ed. M. J. Goupil & J. P. Zahn (EDP Sciences), 1–65
- Meibom, S., & Mathieu, R. D. 2005, *ApJ*, 620, 970
- Meibom, S., Mathieu, R. D., & Stassun, K. G. 2006, *ApJ*, 653, 621
- Monville, R., Vidal, J., Cébron, D., & Schaeffer, N. 2019, *GJI*, 219, S195
- Newton, E. R., Mondrik, N., Irwin, J., Winters, J. G., & Charbonneau, D. 2018, *ApJ*, 156, 217
- Nielsen, M. B., Gizon, L., Schunker, H., & Karoff, C. 2013, *A&A*, 557, L10
- Ogilvie, G. I. 2014, *ARA&A*, 52, 171
- Ogilvie, G. I., & Lesur, G. 2012, *MNRAS*, 422, 1975
- Ogilvie, G. I., & Lin, D. N. C. 2007, *ApJ*, 661, 1180
- Penev, K., Barranco, J., & Sasselov, D. 2009a, *ApJ*, 705, 285
- Penev, K., Sasselov, D., Robinson, F., & Demarque, P. 2007, *ApJ*, 655, 1166
- . 2009b, *ApJ*, 704, 930
- Phinney, E. S. 1992, *Philos. T. R. Soc. A*, 341, 39
- Price-Whelan, A. M., & Goodman, J. 2018, *ApJ*, 867, 5
- Rasio, F. A., Tout, C. A., Lubow, S. H., & Livio, M. 1996, *ApJ*, 470, 1187
- Reddy, K. S., Favier, B., & Le Bars, M. 2018, *GRL*, 45, 1741
- Remus, F., Mathis, S., & Zahn, J.-P. 2012, *A&A*, 544, A132
- Spiegel, E. A. 1971, *ARA&A*, 9, 323
- Terquem, C., Papaloizou, J., Nelson, R., & Lin, D. 1998, *ApJ*, 502, 788
- TriAUD, A. H. M. J., et al. 2017, *A&A*, 608, A129
- Van Eylen, V., et al. 2016, *ApJ*, 824, 15
- Verbunt, F., & Phinney, E. S. 1995, *A&A*, 296, 709
- Vidal, J., & Cébron, D. 2017, *JFM*, 833, 469
- Vidal, J., Cébron, D., Schaeffer, N., & Hollerbach, R. 2018, *MNRAS*, 475, 4579
- Vidal, J., Cébron, D., ud-Doula, A., & Alecian, E. 2019, *A&A*, 629, A142
- von Boetticher, A., et al. 2019, *A&A*, 625, A150
- Zahn, J.-P. 1966, *A&A*, 29, 313
- . 1989, *A&A*, 220, 112
- . 2008, in *EAS Publications Series*, Vol. 29, *Tidal Effects in Stars, Planets and Disks*, ed. M. J. Goupil & J. P. Zahn (EDP Sciences), 67–90

APPENDIX

A. CONVECTION MODEL

We study Boussinesq thermal convection (e.g. Spiegel 1971), driven by homogeneous internal heating \mathcal{Q}_T in a full sphere. We use the notation introduced in Section 2. The gravitational field is $\mathbf{g} = -g_0 \mathbf{r}$, where \mathbf{r} is the position vector and g_0 is a constant. This is the leading-order component for a low-mass body that is not very centrally-condensed (e.g. Lai et al. 1993). We employ dimensionless quantities for the simulations, adopting R as the length scale, the viscous timescale R^2/ν as the timescale, and $(\nu \mathcal{Q}_T R^2)/(6\kappa^2)$ as the unit of temperature (as in Monville et al. 2019). The dimensionless equations for \mathbf{u} and the temperature perturbation Θ , in the inertial frame, are

$$\frac{\partial \mathbf{u}}{\partial t} + (\mathbf{u} \cdot \nabla) \mathbf{u} = -\nabla p + \nabla^2 \mathbf{u} + Ra \Theta \mathbf{r} - \mathbf{f}, \quad (\text{A1a})$$

$$\frac{\partial \Theta}{\partial t} + (\mathbf{u} \cdot \nabla) \Theta = \frac{1}{Pr} [2 \mathbf{u} \cdot \mathbf{r} + \nabla^2 \Theta] - \mathcal{Q}, \quad (\text{A1b})$$

where p is a dimensionless (reduced) pressure, $\mathbf{f} = (\mathbf{u} \cdot \nabla) \mathbf{U}_0 + (\mathbf{U}_0 \cdot \nabla) \mathbf{u}$ a forcing term with \mathbf{U}_0 given by (1) and $\mathcal{Q} = (\mathbf{U}_0 \cdot \nabla) \Theta$. We have defined the Rayleigh number $Ra = \alpha_T g_0 \mathcal{Q}_T R^6 / (6\nu\kappa^2)$, where α_T is the thermal expansion coefficient, and the Prandtl number $Pr = \nu/\kappa$. The nonlinear term $(\mathbf{U}_0 \cdot \nabla) \mathbf{U}_0$ reduces here to a pressure gradient, and thus plays no dynamical role within the Boussinesq approximation. We have also neglected in \mathcal{Q} the term $(\mathbf{U}_0 \cdot \nabla) T_0$ that should vanish in the limit $\beta \ll 1$ (e.g. Lai et al. 1993, in the ellipsoidal geometry), where T_0 is the background temperature. Equations (A1) are complemented with the incompressibility condition $\nabla \cdot \mathbf{u} = 0$, and boundary conditions at the (dimensionless) spherical boundary $r = 1$. For the temperature, we employ the isothermal condition $\Theta = 0$. To avoid spurious numerical issues associated with angular momentum conservation in global simulations of tidal flows (as explained in Guermond et al. 2013; Favier et al. 2014), we enforce the mechanical boundary condition $\mathbf{u} = \mathbf{0}$. This is unlikely to affect the (small-scale) turbulent flows driven in the bulk without rotation (compared to stress-free boundary conditions).

We have solved nonlinear equations (A1) in their weak variational form, by using the spectral-element code Nek5000 (e.g. Fischer et al. 2007). The computational domain is decomposed into $E = 3584$ non-overlapping hexahedral elements. Within each element, the velocity (and pressure) is represented as Lagrange polynomials of order N (respectively, $N - 2$) on the Gauss-Lobatto-Legendre (Gauss-Legendre) points. Temporal

discretization is accomplished by a third-order method, based on an adaptive and semi-implicit scheme in which the non-linear and Coriolis terms are treated explicitly, and the remaining linear terms are treated implicitly. Solutions are de-aliased following the 3/2 rule, such that $3N/2$ grid points are used in each dimension for the non-linear terms, whereas only N points are used for the linear terms. We have checked the numerical accuracy in targeted simulations to ensure convergence by varying the polynomial order from $N = 7$ to $N = 9$. We adopt a time-step $10^{-6} \leq dt \leq 5 \times 10^{-6}$ (in dimensionless units, depending on the forcing frequency).

For most of the simulations, we initiated the convection with random noise to the temperature field and let it saturate without tides (i.e. $\beta = 0$), before switching on the equilibrium tidal flow. We have checked that initiating the convection together with the equilibrium tidal flow does not lead to noticeably different results. We have integrated each simulation for several viscous timescales ($5 \leq \Delta T \leq 10$ in dimensionless units), corresponding with more than a hundred tidal periods, to obtain converged statistics for the effective viscosity. The time average in expression (2) is obtained by fitting a linear slope to the cumulative time integral (e.g. see Figure 13 in Duguid et al. 2019), to reduce the turbulent noise.

B. COMPLEMENTARY RESULTS

The parameters and results of the simulations behind Figure 2 are given in Table 1. We define the RMS velocity u_{rms} as the time average of $(2 \langle \mathcal{E}(\mathbf{u}) \rangle_V / 3)^{1/2}$ with $\mathcal{E}(\mathbf{u}) = (u_x^2 + u_y^2 + u_z^2)/2$ the kinetic energy, noting that there is no preferred Cartesian direction for the flow without rotation. The turbulent length scale is estimated (by eye) as $l_E \simeq 1/3$, which agrees with Figure 1. The latter figure indeed shows that multiple eddies span the radius of the body. Then, we define the turnover frequency as $\omega_{cv} = u_{rms}/l_E$. Small differences in the RMS properties of the convection are found when the amplitude of the tidal flow was larger than the convective flow (i.e. when $\beta |\omega_t| \geq u_{rms}$). Typically, these differences are smaller than 5% for the kinetic energy and the RMS velocity when $\beta \leq 5 \times 10^{-2}$. However, in the strong tides regime the convection can be modified more significantly, which we have observed when $\beta \geq 10^{-1}$, or for very high frequencies (i.e. $|\omega_t|/\omega_{cv} \gg 100$ at $Ra = 10^6$ with $\beta = 5 \times 10^{-2}$). Similar findings have been reported in local simulations (e.g. Duguid et al. 2019).

We illustrate in Figure 5 spatial spectra of the term $\mathbf{u} \cdot [\mathbf{u} \cdot \nabla \mathbf{U}_0]$ that appears in equation (2) for the effective viscosity. We have computed it in the entire fluid domain (i.e. $0.05 \leq r \leq 0.99$) and omitting the boundary regions (i.e. $0.94 \leq r \leq 0.99$). We find that the eddy viscosity (i.e. the $l = 0$ component in the physical space) is never dominated by interactions near the boundary, but is instead due to flows in the bulk.

For an alternative approach to directly using equation (2), we can estimate ν_E by considering the Fourier transform of the volume-averaged component $\langle u_x u_y \rangle_V$, as long as we account for the oscillatory nature of the tidal flow (Ogilvie & Lesur 2012). Thus, we can define the effective viscosity $\hat{\nu}_E$ in the Fourier domain as

$$\mathcal{F}\{\langle u_x u_y \rangle_V\} = \hat{\nu}_E \omega_t \beta \mathcal{F}\{\cos(\omega_t t)\}, \quad (\text{B2})$$

where \mathcal{F} denotes the Fourier transform and $\hat{\nu}_E$ is a complex-valued quantity. The Reynolds stress and the rate of strain are generally out of phase. The real part $\Re_e(\hat{\nu}_E) \simeq \nu_E$ is the turbulent viscosity (that is in phase with the equilibrium tidal flow), whereas the imaginary part $\Im_m(\hat{\nu}_E)$ (that is out of phase with the tidal flow) is related to an effective elasticity. In the regime of high-frequency tidal forcing ($|\omega_t| \gg \omega_{cv}$), Ogilvie & Lesur (2012) and Duguid et al. (2019) demonstrated the viscoelastic nature of the tidal response. They predict the turbulent viscosity $\Re_e(\hat{\nu}_E)$ should scale as $|\omega_t|^{-2}$, whereas $\Im_m(\hat{\nu}_E)$ should obey a linear reduction $|\omega_t|^{-1}$.

We compute $\hat{\nu}_E$ from expression (B2) in Figure 6. The results confirm the universal nature of the viscoelastic response, with a dominant elastic component at high frequencies. Indeed, we broadly obtain a linear reduction $|\Im_m(\hat{\nu}_E)| \propto |\omega_t|^{-1}$ in the high-frequency regime. Moreover, we recover the expected scaling in $|\omega_t|^{-2}$ for the turbulent viscosity $|\Re_e(\hat{\nu}_E)|$ in the high-frequency regime (in addition to a linear reduction factor in an intermediate regime), which is always smaller than $|\Im_m(\hat{\nu}_E)|$. The effective viscosity has approximately the same amplitude when it is calculated using (B2) or equation (2), so this cross-validates our computations for the turbulent viscosity. We have checked that quantitatively similar results are obtained by considering the other components $\langle u_x^2 \rangle_V$ and $\langle u_y^2 \rangle_V$ of the Reynolds stress tensor. This agrees with Penev et al. (2009a), who showed that the effects of convective turbulence on a large-scale oscillatory shear flow is well represented by an effective viscosity coefficient.

C. ESTIMATES FOR TIDAL SYNCHRONIZATION

We provide details here to compute the tidal dissipation timescales shown in Figure 4. For a circular and aligned orbit, the turbulent dissipation is estimated from

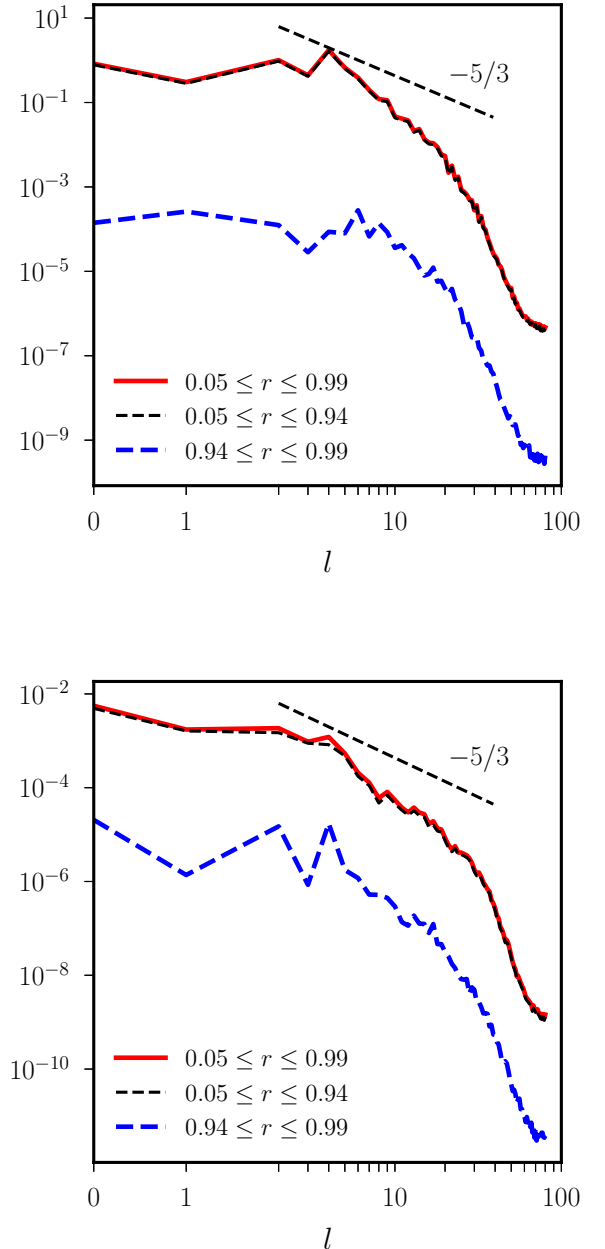


Figure 5. Power spectrum of the time-averaged and radially-integrated quantity $-1/(\Delta T(\omega_t \beta)^2) \int \mathbf{u} \cdot [\mathbf{u} \cdot \nabla \mathbf{U}_0] dt$, as a function of the spherical harmonic degree $l \geq 0$ (using orthonormalized harmonics). Simulations at $Ra = 10^6, Pr = 1$ and $\beta = 5 \times 10^{-2}$. Eddy viscosity (2) is given by the square-root of the $l = 0$ component (in the physical space), when ΔT is large enough to reduce the turbulent noise. *Top*: $|\omega_t|/\omega_{cv} = 2.3$ with an integration time $\Delta T \simeq 0.59$. *Bottom*: $|\omega_t|/\omega_{cv} = 13$ with an integration time $\Delta T \simeq 0.39$. Spectra have been computed by interpolating the data to a spherical grid.

$ \omega_t $	$\langle \mathcal{E}(\mathbf{u}) \rangle_V$	u_{rms}	$ \omega_t /\omega_{cv}$	ν_E	UpEb	LwEb
$2.0 \times 10^{+2}$	$3.6 \times 10^{+3}$	$4.9 \times 10^{+1}$	$1.4 \times 10^{+0}$	$+1.2 \times 10^{+1}$	$1.1 \times 10^{+1}$	$6.9 \times 10^{+0}$
$2.2 \times 10^{+2}$	$3.6 \times 10^{+3}$	$4.9 \times 10^{+1}$	$1.5 \times 10^{+0}$	$+1.5 \times 10^{+1}$	$1.1 \times 10^{+1}$	$8.0 \times 10^{+0}$
$2.5 \times 10^{+2}$	$3.6 \times 10^{+3}$	$4.9 \times 10^{+1}$	$1.7 \times 10^{+0}$	$+1.2 \times 10^{+1}$	$8.3 \times 10^{+0}$	$5.4 \times 10^{+0}$
$2.9 \times 10^{+2}$	$3.5 \times 10^{+3}$	$4.8 \times 10^{+1}$	$2.0 \times 10^{+0}$	$+1.4 \times 10^{+1}$	$3.8 \times 10^{+0}$	$3.8 \times 10^{+0}$
$3.3 \times 10^{+2}$	$3.6 \times 10^{+3}$	$4.9 \times 10^{+1}$	$2.3 \times 10^{+0}$	$+1.1 \times 10^{+1}$	$6.4 \times 10^{+0}$	$4.8 \times 10^{+0}$
$4.0 \times 10^{+2}$	$3.6 \times 10^{+3}$	$4.9 \times 10^{+1}$	$2.7 \times 10^{+0}$	$+7.8 \times 10^{+0}$	$2.1 \times 10^{+0}$	$2.1 \times 10^{+0}$
$5.0 \times 10^{+2}$	$3.6 \times 10^{+3}$	$4.9 \times 10^{+1}$	$3.4 \times 10^{+0}$	$+3.5 \times 10^{+0}$	$1.1 \times 10^{+0}$	$1.1 \times 10^{+0}$
$5.7 \times 10^{+2}$	$3.6 \times 10^{+3}$	$4.9 \times 10^{+1}$	$3.9 \times 10^{+0}$	$+2.4 \times 10^{+0}$	9.6×10^{-1}	9.6×10^{-1}
$6.7 \times 10^{+2}$	$3.6 \times 10^{+3}$	$4.9 \times 10^{+1}$	$4.6 \times 10^{+0}$	$+1.8 \times 10^{+0}$	$1.2 \times 10^{+0}$	9.1×10^{-1}
$8.0 \times 10^{+2}$	$3.6 \times 10^{+3}$	$4.9 \times 10^{+1}$	$5.5 \times 10^{+0}$	$+9.7 \times 10^{-1}$	8.1×10^{-1}	6.1×10^{-1}
$1.0 \times 10^{+3}$	$3.6 \times 10^{+3}$	$4.9 \times 10^{+1}$	$6.8 \times 10^{+0}$	$+4.0 \times 10^{-1}$	3.2×10^{-1}	2.4×10^{-1}
$1.3 \times 10^{+3}$	$3.7 \times 10^{+3}$	$4.9 \times 10^{+1}$	$9.0 \times 10^{+0}$	-1.4×10^{-1}	7.8×10^{-2}	7.8×10^{-2}
$2.0 \times 10^{+3}$	$3.6 \times 10^{+3}$	$4.9 \times 10^{+1}$	$1.4 \times 10^{+1}$	-1.2×10^{-1}	7.3×10^{-2}	5.5×10^{-2}
$3.3 \times 10^{+3}$	$3.6 \times 10^{+3}$	$4.9 \times 10^{+1}$	$2.3 \times 10^{+1}$	-3.8×10^{-2}	2.5×10^{-2}	1.9×10^{-2}
$6.7 \times 10^{+3}$	$3.6 \times 10^{+3}$	$4.9 \times 10^{+1}$	$4.5 \times 10^{+1}$	-1.8×10^{-2}	1.4×10^{-2}	1.1×10^{-2}
$1.0 \times 10^{+4}$	$3.6 \times 10^{+3}$	$4.9 \times 10^{+1}$	$6.8 \times 10^{+1}$	-1.1×10^{-2}	1.7×10^{-3}	4.4×10^{-3}
$2.0 \times 10^{+4}$	$3.6 \times 10^{+3}$	$4.9 \times 10^{+1}$	$1.4 \times 10^{+2}$	-3.7×10^{-3}	1.2×10^{-3}	1.2×10^{-3}

$ \omega_t $	$\langle \mathcal{E}(\mathbf{u}) \rangle_V$	u_{rms}	$ \omega_t /\omega_{cv}$	ν_E	UpEb	LwEb
$2.0 \times 10^{+2}$	$3.3 \times 10^{+3}$	$4.7 \times 10^{+1}$	$1.4 \times 10^{+0}$	$+1.0 \times 10^{+1}$	$4.0 \times 10^{+0}$	$2.7 \times 10^{+0}$
$2.2 \times 10^{+2}$	$3.3 \times 10^{+3}$	$4.7 \times 10^{+1}$	$1.6 \times 10^{+0}$	$+1.2 \times 10^{+1}$	$1.8 \times 10^{+0}$	$2.7 \times 10^{+0}$
$2.5 \times 10^{+2}$	$3.3 \times 10^{+3}$	$4.7 \times 10^{+1}$	$1.8 \times 10^{+0}$	$+1.2 \times 10^{+1}$	$1.3 \times 10^{+0}$	$1.9 \times 10^{+0}$
$2.9 \times 10^{+2}$	$3.2 \times 10^{+3}$	$4.6 \times 10^{+1}$	$2.0 \times 10^{+0}$	$+1.0 \times 10^{+1}$	$1.7 \times 10^{+0}$	$2.6 \times 10^{+0}$
$3.3 \times 10^{+2}$	$3.1 \times 10^{+3}$	$4.6 \times 10^{+1}$	$2.3 \times 10^{+0}$	$+8.7 \times 10^{+0}$	$1.2 \times 10^{+0}$	8.0×10^{-1}
$4.0 \times 10^{+2}$	$3.1 \times 10^{+3}$	$4.6 \times 10^{+1}$	$2.7 \times 10^{+0}$	$+7.3 \times 10^{+0}$	5.4×10^{-1}	$1.1 \times 10^{+0}$
$5.0 \times 10^{+2}$	$3.2 \times 10^{+3}$	$4.6 \times 10^{+1}$	$3.8 \times 10^{+0}$	$+6.8 \times 10^{+0}$	6.9×10^{-1}	$1.0 \times 10^{+0}$
$6.7 \times 10^{+2}$	$3.4 \times 10^{+3}$	$4.7 \times 10^{+1}$	$4.3 \times 10^{+0}$	$+4.8 \times 10^{+0}$	$1.4 \times 10^{+0}$	$1.4 \times 10^{+0}$
$8.0 \times 10^{+2}$	$3.5 \times 10^{+3}$	$4.8 \times 10^{+1}$	$5.9 \times 10^{+0}$	$+3.8 \times 10^{+0}$	$1.8 \times 10^{+0}$	$1.5 \times 10^{+0}$
$9.1 \times 10^{+2}$	$3.5 \times 10^{+3}$	$4.8 \times 10^{+1}$	$6.8 \times 10^{+0}$	$+3.2 \times 10^{+0}$	3.1×10^{-1}	6.1×10^{-1}
$1.0 \times 10^{+3}$	$3.5 \times 10^{+3}$	$4.9 \times 10^{+1}$	$7.1 \times 10^{+0}$	$+5.4 \times 10^{-1}$	3.2×10^{-1}	3.2×10^{-1}
$1.1 \times 10^{+3}$	$3.5 \times 10^{+3}$	$4.8 \times 10^{+1}$	$7.7 \times 10^{+0}$	$+2.3 \times 10^{-1}$	1.1×10^{-1}	1.4×10^{-1}
$1.3 \times 10^{+3}$	$3.5 \times 10^{+3}$	$4.9 \times 10^{+1}$	$9.1 \times 10^{+0}$	-1.3×10^{-1}	3.5×10^{-2}	5.2×10^{-2}
$2.0 \times 10^{+3}$	$3.5 \times 10^{+3}$	$4.8 \times 10^{+1}$	$1.3 \times 10^{+1}$	-9.0×10^{-2}	3.4×10^{-2}	3.4×10^{-2}
$3.3 \times 10^{+3}$	$3.5 \times 10^{+3}$	$4.8 \times 10^{+1}$	$2.3 \times 10^{+1}$	-5.1×10^{-2}	2.6×10^{-2}	1.7×10^{-2}
$6.7 \times 10^{+3}$	$3.4 \times 10^{+3}$	$4.8 \times 10^{+1}$	$4.4 \times 10^{+1}$	-1.2×10^{-2}	3.9×10^{-3}	5.8×10^{-3}
$2.0 \times 10^{+4}$	$3.4 \times 10^{+3}$	$4.8 \times 10^{+1}$	$1.4 \times 10^{+2}$	-2.1×10^{-3}	5.1×10^{-4}	7.6×10^{-4}

Table 1. Table of simulation results for $Ra = 10^6$ and $Pr = 1$. $\langle \mathcal{E}(\mathbf{u}) \rangle_V$ is the volume-averaged kinetic energy and u_{rms} the RMS velocity. UpEb: Upper Error bar. LwEb: Lower Error bar. *Top:* $\beta = 10^{-2}$. *Bottom:* $\beta = 5 \times 10^{-2}$.

a spherical stellar model as (e.g. see equation 85 in [Rebus et al. 2012](#))

$$\mathcal{D}_\nu = 4\pi \frac{2088}{35} \frac{R^4}{GM} |\omega_t| \int_{\alpha_R}^1 x_R^8 \rho_* \nu_E dx_R, \quad (\text{C3})$$

where $x_R = r/R$ is the normalised radius, M is the stellar mass, α_R is the ratio of the radius of the base of the convective envelope to the stellar radius R , and ρ_* is the density. To obtain leading-order estimates, we use the stellar models from EZ-Web (<http://www.astro.wisc.edu/~townsend/static.php?ref=e-z-web>) for a

1 solar-mass star at 1 Gyr (assuming the metallicity $Z=0.02$). The modified tidal quality factor Q' is related to \mathcal{D}_ν by $Q' = 3/(2\mathcal{D}_\nu)$. The resulting timescale for tidal synchronization of the stellar spin is then

$$\tau_\Omega = \frac{1}{3\pi r_g^2} \left(\frac{M + M_2}{M_2} \right)^2 \frac{P_{orb}^4}{P_{dyn} P_s} \frac{1}{\mathcal{D}_\nu}, \quad (\text{C4})$$

where M_2 is the mass of the companion, P_{orb} is the orbital period, P_s is the stellar rotation period, $P_{dyn} = 2\pi/\sqrt{GM/R^3}$ is the dynamical timescale, and $r_g^2 \approx 0.1$ is the dimensionless squared radius of gyration.

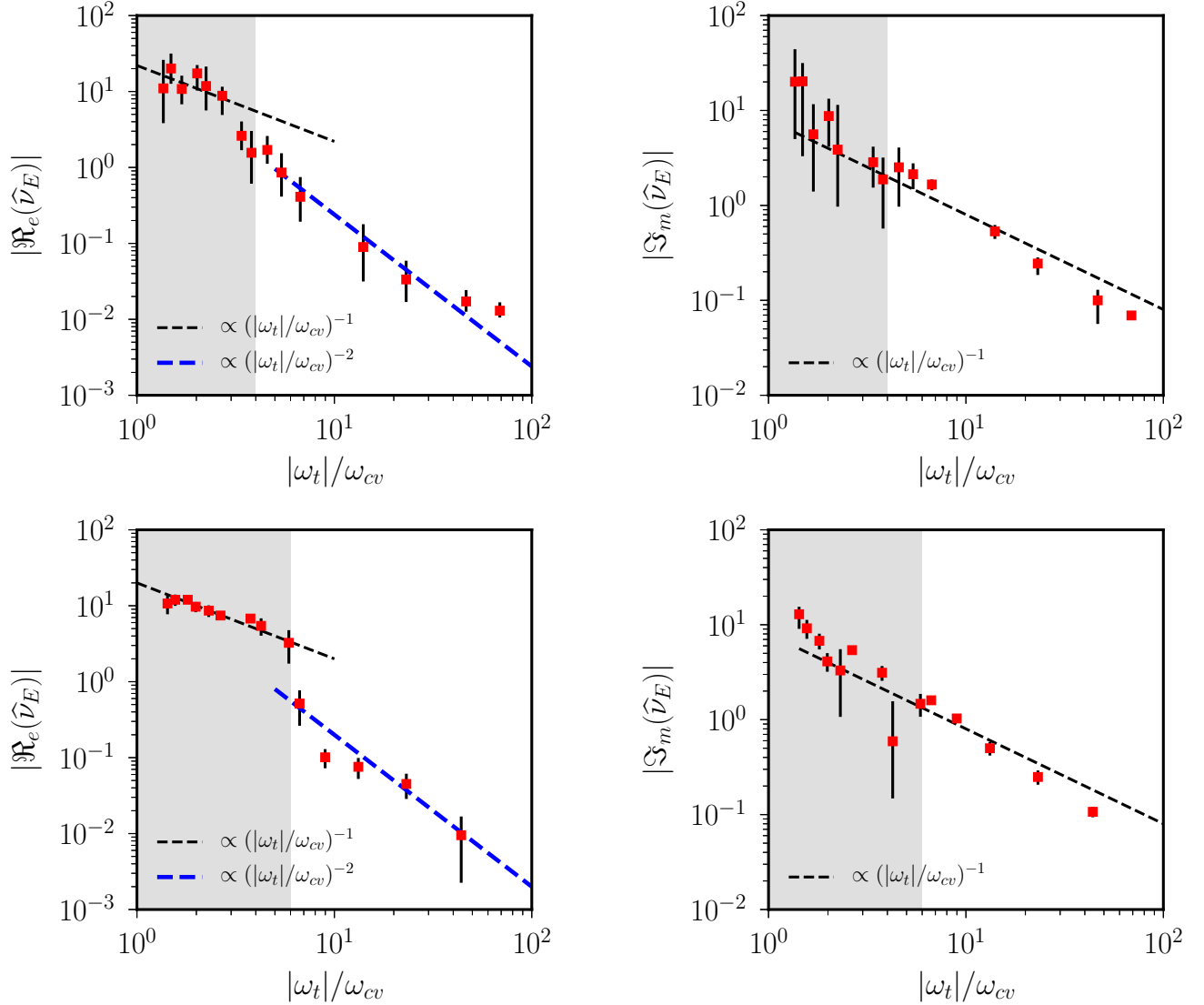


Figure 6. Real and imaginary parts of the effective viscosity $|\Re_e(\widehat{\nu}_E)|$ and $|\Im_m(\widehat{\nu}_E)|$, measured from the Reynolds stress tensor, as a function of $|\omega_t|/\omega_{cv}$ in super-critical simulations of convection ($Ra = 10^6, Pr = 1$). Error bars are computed by evaluating the noise level in the vicinity of the spike at the forcing frequency. The turbulent viscosity (relevant for tidal dissipation) is measured by $|\Re_e(\widehat{\nu}_E)|$, whereas $|\Im_m(\widehat{\nu}_E)|$ measures the elastic component of the response. *Top:* $\beta = 10^{-2}$. *Bottom:* $\beta = 5 \times 10^{-2}$.

Our simulations support the coexistence of the two frequency-reduction laws. To evaluate equation (C4), we first estimate (from the stellar model) the convective velocity $u_{cv}(x_R)$, the mixing length $l_E(x_R) = 2H_p(x_R)$ with $H_p(x_R)$ the pressure scale height, and the convective frequency $\omega_{cv}(x_R) = u_{cv}(x_R)/l_E(x_R)$. Then, we assume that the frequency-reduction of the turbulent viscosity $\nu_E(x_R)$ obeys the continuous profile

$$\nu_E = u_{cv} \ell_E \begin{cases} 1 & (|\omega_t|/\omega_{cv} < 1), \\ \omega_{cv}/|\omega_t| & (|\omega_t|/\omega_{cv} \in [1, 5]), \\ 5(\omega_{cv}/|\omega_t|)^2 & (|\omega_t|/\omega_{cv} > 5), \end{cases} \quad (\text{C5})$$

where the proportionality constant is arbitrary but is chosen here to be consistent with Figure 2. The apparent discontinuity, reported in figure 2, apparently coincides with the rapid passage through zero of ν_E in the simulations. Since negative values of ν_E may not be relevant in reality in the frequency range $|\omega_t|/\omega_{cv} \leq 100$, we here adopt a continuous frequency-reduction profile.

Taking a solar-mass binary with $P_{\text{orb}} = 10$ d and $P_s \sim 15$ d (for example), we would obtain $\tau_\Omega \approx 1.14$ Gyr. This timescale should be compared with $\tau_\Omega \approx 100$ Myr from neglecting the frequency-reduction of ν_E . The resulting synchronization timescales for profile (C5) obtained using equation (C4) are superimposed in Figure

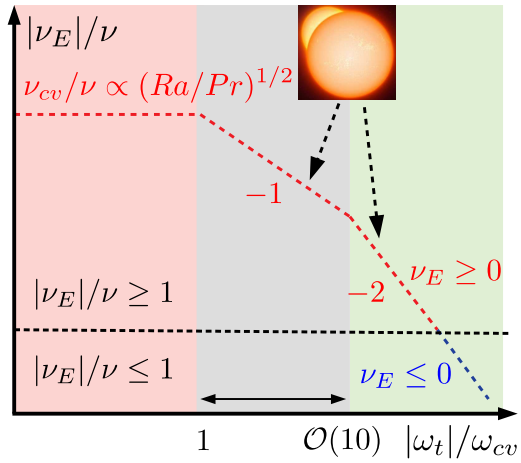


Figure 7. Expected behavior of $|\nu_E|$, as a function of $|\omega_t|/\omega_{cv}$, in turbulent stellar interiors. Laminar viscosity ν and turbulent one $\nu_{cv} \simeq u_{rms} l_E$ (MLT). Background colors refer to Figure 4.

4. Our extrapolation indicates that convective damping of the equilibrium tide can be important in driving spin-synchronization in the sample presented in Lurie et al. (2017).