



This is a repository copy of *A systematic review of methods to predict weight trajectories in health economic models of behavioral weight management programs : the potential role of psychosocial factors.*

White Rose Research Online URL for this paper:
<https://eprints.whiterose.ac.uk/154725/>

Version: Published Version

Article:

Bates, S., Bayley, T., Norman, P. et al. (2 more authors) (2020) A systematic review of methods to predict weight trajectories in health economic models of behavioral weight management programs : the potential role of psychosocial factors. *Medical Decision Making*, 40 (1). pp. 90-105. ISSN 0272-989X

<https://doi.org/10.1177/0272989x19889897>

Reuse

This article is distributed under the terms of the Creative Commons Attribution (CC BY) licence. This licence allows you to distribute, remix, tweak, and build upon the work, even commercially, as long as you credit the authors for the original work. More information and the full terms of the licence here:
<https://creativecommons.org/licenses/>

Takedown

If you consider content in White Rose Research Online to be in breach of UK law, please notify us by emailing eprints@whiterose.ac.uk including the URL of the record and the reason for the withdrawal request.



eprints@whiterose.ac.uk
<https://eprints.whiterose.ac.uk/>



A Systematic Review of Methods to Predict Weight Trajectories in Health Economic Models of Behavioral Weight Management Programs: The Potential Role of Psychosocial Factors

Sarah Bates , Thomas Bayley, Paul Norman, Penny Breeze, and Alan Brennan

Objectives. There is limited evidence on the long-term effectiveness of behavioral weight management interventions, and thus, when conducting health economic modeling, assumptions are made about weight trajectories. The aims of this review were to examine these assumptions made about weight trajectories, the evidence sources used to justify them, and the impact of assumptions on estimated cost-effectiveness. Given the evidence that some psychosocial variables are associated with weight-loss trajectories, we also aimed to examine the extent to which psychosocial variables have been used to estimate weight trajectories and whether psychosocial variables were measured within cited evidence sources. **Methods.** A search of databases (Medline, PubMed, Cochrane, NHS Economic Evaluation, Embase, PSYCinfo, CINAHL, EconLit) was conducted using keywords related to overweight, weight management, and economic evaluation. Economic evaluations of weight management interventions that included modeling beyond trial data were included. **Results.** Within the 38 eligible articles, 6 types of assumptions were reported (weight loss maintained, weight loss regained immediately, linear weight regain, subgroup-specific trajectories, exponential decay of effect, maintenance followed by regain). Fifteen articles cited at least 1 evidence source to support the assumption reported. The assumption used affected the assessment of cost-effectiveness in 9 of the 19 studies that tested this in sensitivity analyses. None of the articles reported using psychosocial factors to estimate weight trajectories. However, psychosocial factors were measured in evidence sources cited by 11 health economic models. **Conclusions.** Given the range of weight trajectories reported and the potential impact on funding decisions, further research is warranted to investigate how psychosocial variables measured in trials can be used within health economic models to simulate heterogeneous weight trajectories and potentially improve the accuracy of cost-effectiveness estimates.

Keywords

behavioral weight management, cost-effectiveness analysis, health economic modeling, weight loss maintenance

Date received: April 1, 2019; accepted: October 30, 2019

Behavioral weight management programs are the first line of treatment recommended by the National Institute for Health and Care Excellence (NICE) for individuals who have a body mass index (BMI) of greater than 25 in England.¹ Systematic evidence reviews and large clinical trials show that many of these programs are associated with significant weight loss,^{2,3} but the long-term success, as measured by lasting weight loss maintenance, is harder

to determine. Although there are weight management studies with a follow-up of up to 10 years or longer,^{4,5} most have a maximum of only 2 to 3 years.⁶ Moreover,

Corresponding Author

Sarah Bates, School of Health and Related Research, University of Sheffield, 30 Regent Street, Sheffield, S1 4DA, UK
(Sebates1@sheffield.ac.uk).

the limited evidence available is mixed; while recent reviews have indicated that weight is regained by approximately 5 years,^{6,7} in an observational study based in the United States, participants ($n > 4000$) reported maintaining an average weight loss of 33 kg, from an original weight of 105 kg, for about 5.7 years.^{8,9}

The lack of long-term data introduces additional uncertainty to decisions of whether to fund an intervention. One aspect considered in this decision making is cost-effectiveness analysis (CEA). Within CEA, health economic models (HEMs) can be used to extrapolate costs and effectiveness of weight management programs beyond trial data to determine cost-effectiveness over a longer period of time.¹⁰ To conduct this analysis, an estimation of intervention effect is modeled,¹¹ and, in the absence of long-term data, an assumption is made about weight trajectories beyond the trial period both with and without the intervention. For example, in the economic modeling conducted to inform NICE obesity guidelines, it was assumed that individuals regained 5% of the weight loss annually, resulting in a return to the nonintervention weight trajectory after 20 years.¹² The assumption used is partly determined by the HEM structure used,¹³ which can allow for estimating either a mean weight trajectory for all individuals, weight trajectories for certain subgroups, or a weight trajectory for each individual. The assumption used determines the duration of benefits gained from an intervention, which will affect costs and consequences, the assessment of cost-effectiveness, and potentially the funding decision made.

Weight trajectories during and after weight management interventions are likely to be affected by a variety of individual factors, and consideration of these factors could potentially improve the accuracy of assumptions made with HEMs and of resulting cost-effectiveness estimates. Psychosocial variables are considered to be important factors in obesity and are often the target for

behavioral interventions.^{14,15} There is growing evidence of associations between psychosocial factors, such as self-regulation, motivation, self-efficacy and habit, and weight loss maintenance.^{16–18} In a review of experimental studies, higher internal motivation compared with motivation driven by external pressure, self-efficacy (an individual's belief in their ability to change and maintain healthy behaviors), and self-regulation skills (e.g. monitoring of diet, exercise, weight and employing goal setting strategies) were predictive of weight loss.¹⁷ A positive body image, flexible dietary restraint (restriction of dietary intake),^{16,17} and habit (the extent to which healthy behaviors have become automatic) have also been associated with weight loss maintenance.¹⁶ Given there is strong evidence to indicate that psychosocial factors are important in weight trajectories, including these variables in HEMs has 2 potential benefits. First, in the absence of long-term data, these variables could be used to predict weight trajectories postintervention and represent the heterogeneity in weight trajectories. This has the potential to increase the accuracy of estimates of long-term cost-effectiveness. Second, HEMs could be used to estimate the impact of planned behavioral interventions that are expected to change certain psychosocial factors (e.g., a habit-based intervention¹⁹), and this can be used in the intervention design process.

There has been a broad review of HEMs used to estimate the cost-effectiveness of obesity prevention and treatment interventions,²⁰ but none through September 2019 have specifically examined the assumptions made regarding weight trajectories. Given the potential impact of these assumptions on estimates of cost-effectiveness, the aims of this review are to examine 1) the assumptions that are made about weight trajectories within HEMs of behavioral weight management interventions for overweight and obesity; 2) what, if any, evidence sources are used to justify these assumptions; and 3) the impact of differing assumptions on conclusions about cost-effectiveness. Furthermore, given that there is evidence to indicate that inclusion of psychosocial factors may contribute to accurate predictions of weight trajectories, this review will also document 4) which, if any, variables have been used to predict weight trajectories within HEMs and 5) whether psychosocial variables were measured within the evidence sources that informed the modeled weight trajectory.

Method

PRISMA guidelines were followed when conducting this systematic review.²¹

School of Health and Related Research, University of Sheffield, Sheffield, South Yorkshire, UK (SB, TB, PB, AB), and Department of Psychology, University of Sheffield, Sheffield, South Yorkshire, UK (PN). The authors declared no potential conflicts of interest with respect to the research, authorship, and/or publication of this article. The authors disclosed receipt of the following financial support for the research, authorship, and/or publication of this article: The work was conducted at the School of Health and Related Research at the University of Sheffield as part of a 4-year Wellcome Trust-funded PhD studentship (allocated to SB) in Public Health, Economics and Decision Science. Financial support for this study was provided entirely by a grant from the Wellcome Trust. The funding agreement ensured the authors' independence in designing the study, interpreting the data, writing, and publishing the report.

Study Searches

Searches were conducted in November 2017 in Medline, PubMed, Cochrane, National Health Service (NHS) economic evaluation (EE) database, Embase, PSYCInfo, CINAHL, and EconLit including terms related to overweight or obesity, weight loss management, and recommended search terms for economic evaluations²² with no restriction on year of publication (the full search strategy is available in Supplementary Appendix 2). The reference lists of eligible articles were searched and retrieved, and citation searches were conducted. The search was updated in July 2019 using the same search strategy to identify any recent studies published.

Study Selection

Titles and abstracts were reviewed, and the full text of remaining articles was then screened to determine eligibility. A random selection (10%) of the full articles reviewed was screened by a second reviewer (T.B.), and any disagreements about eligibility were discussed. Studies were included if they reported an original economic evaluation (i.e., not a review of health economic evaluations or models) of at least 1 behavioral weight management intervention aimed at adults (aged 18–65 years) who were above a healthy weight (i.e., with a BMI >25) with the aim of reducing weight. Studies also had to include modeling of weight trajectories beyond data available from the intervention trial. Studies were excluded if the intervention was aimed at a population with a health condition (this included diabetes, cancer, pregnancy, a history of recent surgery including bariatric surgery, and in rehabilitation from a recent cardiovascular event) that could have affected the weight trajectory or if more than half of the study sample had 1 of these conditions. The weight trajectories and the factors that affect these may differ for those with and without health conditions; for example, those with diabetes regain weight more quickly than those without.⁶ Studies were excluded if they did not include an evaluation of at least 1 behavioral weight management intervention or if the behavioral weight management intervention included a pharmacological or surgical component (e.g., weight management intervention paired with a weight loss medication). Studies were excluded if they did not report a full economic evaluation; that is, if they did not include an assessment of both costs and outcomes and/or did not include a comparison of 2 or more interventions.¹⁰ Publications in languages other than English were excluded.

Study Characteristics

A data extraction form (Supplementary Appendix 3) was used to extract details of the weight trajectory modeling methods. The assumptions made about weight trajectories, any cited evidence sources, and any sensitivity analysis conducted regarding the weight trajectory (and the related impact on outcomes) were extracted. Any psychosocial factors that had been used in the prediction of weight trajectories and the measurement and analysis of these factors within the articles and in cited evidence sources were also extracted.

Data Synthesis

As this is a review of methods rather than an estimation of treatment effects, we did not undertake a meta-analysis of studies or assess studies for quality. A detailed review of methods and a narrative synthesis were conducted; assumptions made about weight trajectories within HEMs were categorized, and the evidence sources were examined and summarized. Any sensitivity analyses around the weight trajectory assumptions were reviewed and their effects on the incremental cost-effectiveness ratio (ICER) described. The psychosocial variables used within the HEMs or measured within evidence sources cited and any analysis conducted on these variables were summarized.

Results

Including the original and updated search, 4215 titles and abstracts were reviewed. Of these, the full text of 174 articles were reviewed and 136 were excluded; the most common reasons were that the articles were not a full health economic evaluation or that there was no modeling beyond the trial data. A total of 38 studies (Supplementary Appendix 1) met the eligibility criteria (Figure 1).

Assumptions Made about Weight Trajectories

Six different methods were used to predict weight trajectories in the HEMs; these are graphically represented in Figure 2.

Weight loss maintained. Twelve HEMs^{23–34} assumed that the weight loss experienced by the intervention group was maintained such that from the end of the trial, and for the remainder of the time horizon, the weight difference between the intervention and control group was

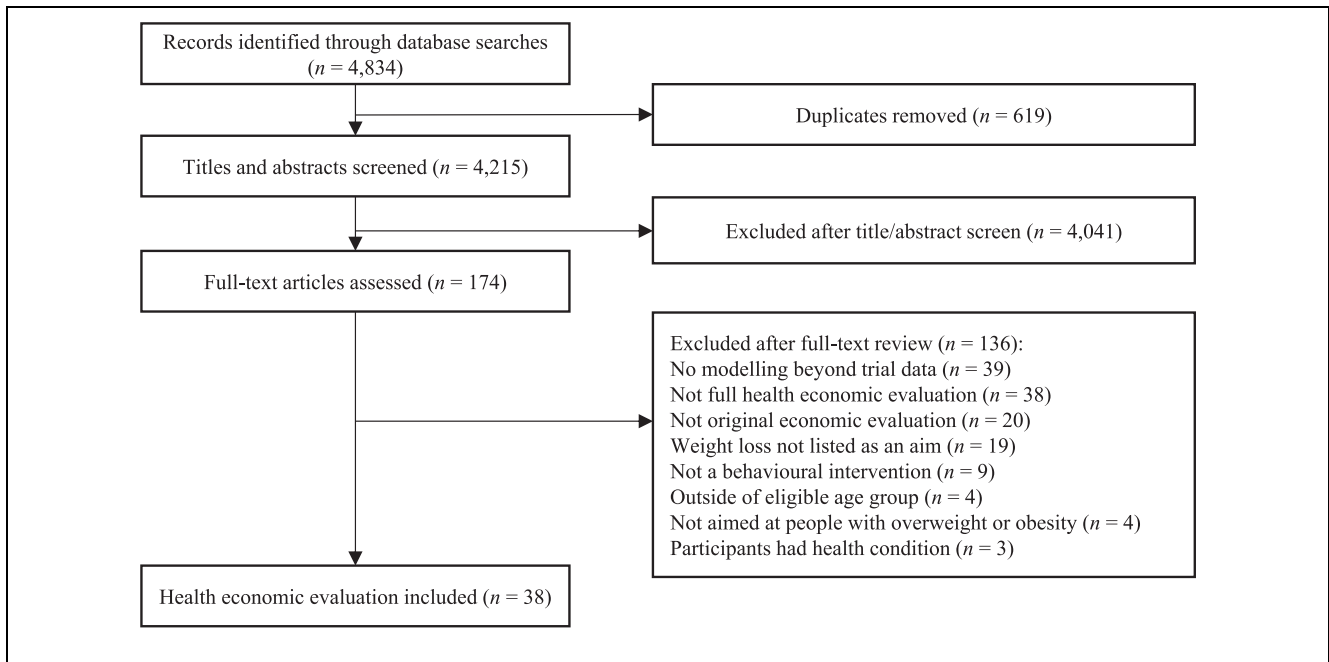


Figure 1 PRISMA flow diagram.

maintained. The parallel weight trajectories were either stable (each group remained the postintervention weight) for the remainder of the time horizon^{23–28,32,33} or followed a natural history of weight in which individuals followed the expected trajectory of someone with their postintervention weight^{29–31,34} (Figure 2a).

Weight loss regained immediately. Eight HEMs^{35–42} assumed that the intervention effect ceased after the trial follow-up and that those receiving the intervention immediately returned to the same weight as the control group. From this point onward, there was no weight difference between the intervention and control groups; their weight either remained at that value for the remainder of the time horizon^{35–39,42} or followed a natural history trajectory^{40,41} (Figure 2b).

Linear weight regain. Eleven HEMs^{43–53} assumed that the weight loss was regained by a set time after completion of the trial or intervention. The time at which all weight was regained varied from 5 months⁵² to 5 years⁴³ postintervention (Table 1). Following this, it was assumed that both groups either remained the same weight^{43,44,47–49,51,52} or followed a natural history weight trajectory for the remainder of the time horizon^{45,46,50,53} (Figure 2c).

Subgroup-specific trajectories. Three HEMs^{58,59,68} divided the population assigned to a weight management intervention into 2 groups with associated trajectories (e.g., Figure 2d). In one study,⁵⁹ individuals were divided into short-term (6-month) and long-term (5-year) maintainers; the latter were then assumed to maintain this weight for the rest of the time horizon. The probabilities of long- and short-term weight maintenance were 20% and 67%, respectively. Two HEMs^{58,68} divided individuals into responders and nonresponders. Responders were defined as those who successfully lost weight⁶⁸ or successfully maintained the weight loss during the intervention.⁵⁸ The percentage of responders ranged from 33%⁶⁸ to 40%,⁵⁸ and responders were expected to maintain weight loss for 4 years before either regaining the weight immediately⁶⁸ or over a further 4 years to return to preintervention weight by 8 years postintervention.⁵⁸

Exponential decay of effect. Two HEMs^{55,56} assumed an annual effect reduction per year (Figure 2e). Ginsberg and Rosenberg⁵⁶ assumed an annual reduction of effect of 50%; in the first year, 50% of the weight loss was regained, and the following year, 50% of the remaining weight loss was regained, and this continued until the effect had effectively diminished. Cobiac and colleagues⁵⁵ did not report the rate at which the intervention effect declined, but they stated that the rate used resulted in

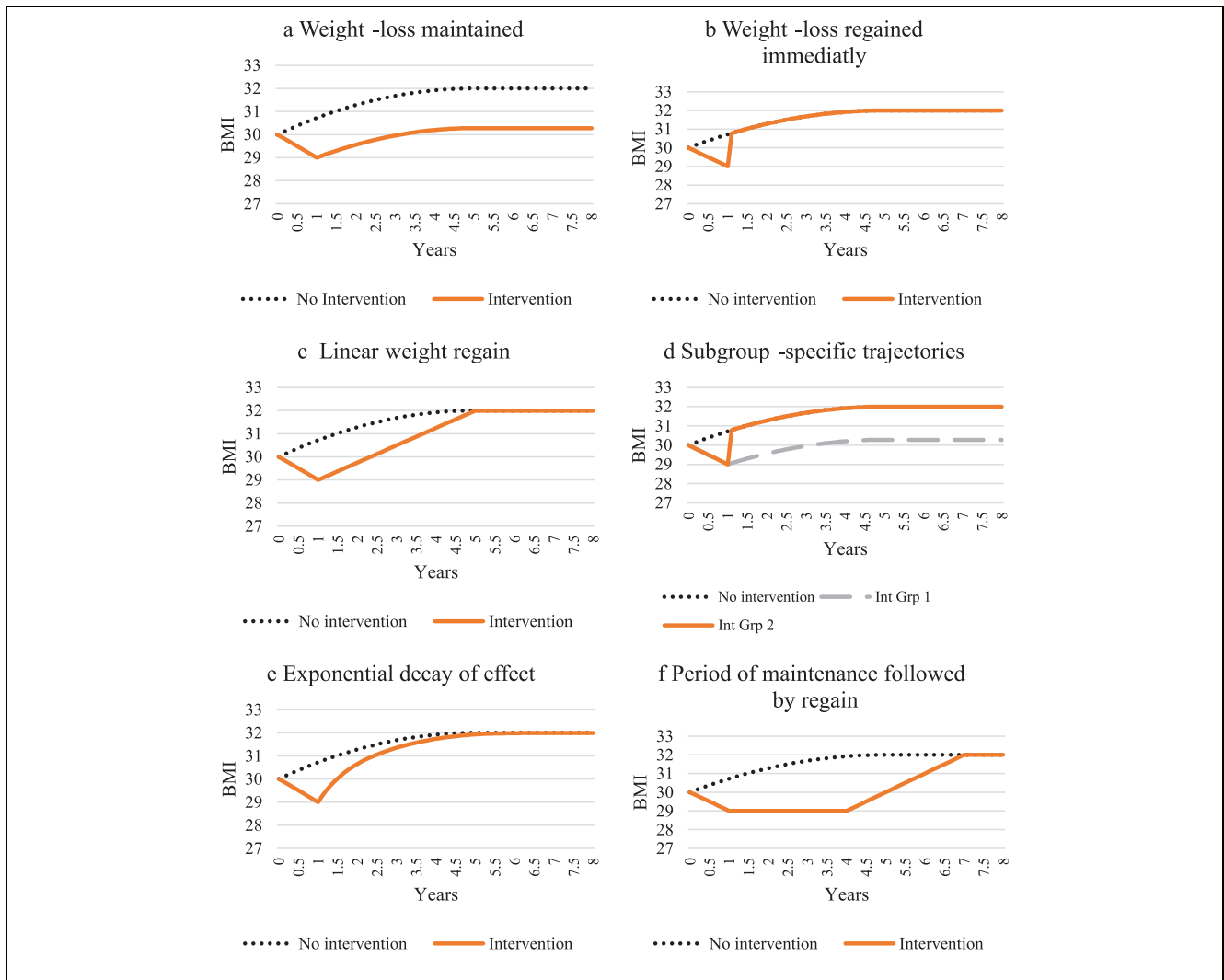


Figure 2 Graphical representations of categories of weight trajectory assumptions used in health economic models of overweight or obesity.

almost complete weight regain by 5.5 years after baseline. In both models, it was assumed that the weight of the control group remained stable throughout the time horizon rather than follow a natural history weight trajectory.

Period of maintenance followed by regain. Two HEMs^{61,62} assumed that, for those participating in the weight management intervention, there was a period of weight loss maintenance followed by weight regain (Figure 2f). In both HEMs weight loss was maintained for 6 years and regained between 6 and 10 years and it was assumed that the weight of the control group remained stable throughout the time horizon rather than follow a natural history weight trajectory.

Evidence Sources Used to Justify Assumed Weight Trajectories

None of the HEMs that included assumptions that either weight loss was maintained ($n = 12$) or regained immediately ($n = 8$) cited an evidence source to justify this assumption. Of those that used other assumptions, 3 did not give an evidence source.^{45,46,51} Of the remaining 15 HEMs, seven^{43,44,48–50,52,55} cited a meta-analysis, six^{47,53,58,61,62,68} cited trials, and two^{56,59} cited a range of sources (including meta-analyses, trials, and observational studies). The details of the evidence sources are provided in Table 1.

Table 1 Evidence Sources Used to Inform the Prediction of Weight Trajectory

First Author	BMI Trajectory Assumption	Type of Evidence Source	Description and Brief Findings	Limitations
Au ⁴⁷	Weight regain between week 26 and 78 in the study was extrapolated until baseline BMI was reached.	Trial ⁵⁴	The trial compared 6 months of SBT with detailed meal plans and shopping lists ($n = 163$). One-year postintervention, weight loss was 6.9 kg for the intervention group compared with 3.3 kg for the SBT group.	The sample size was small and had a maximum follow-up of 18 months (12 months postintervention).
Cobiac ⁵⁵	Annual exponential decay of effect of 50% (almost no effect after 5.5 years)	Meta-analysis ⁶	The review included 46 studies (11,853 participants) examining the impact of dietary counseling interventions on weight loss compared with a control group with follow-up of up to 5 years. Results suggest a regain of 0.02 to 0.03 BMI units per month postintervention such that, on average, participants return to their baseline weight after 5.5 years.	Only a single study ($n = 51$) had a follow-up of 5 years. Studies had high rates of missing data and were moderate to poor quality.
Cleghorn ⁵²	Weight regain of 0.03 BMI unit/month (regained fully by 5 months postintervention)			
Forster ⁴³	Weight regain of 0.03 BMI unit/month (regained fully by 5 years postintervention)			
Fuller ⁴⁸	Weight regain of 0.03 BMI unit/month after the 2-year follow-up			
Retat ⁵⁰	All weight loss was regained over 5 years postintervention.			
Whelan ⁴⁴	Weight regain of 0.03 BMI unit/month	Meta-analysis ⁵⁷	The review included 80 studies (26,455 participants) of weight loss interventions with at least 1-year follow-up. Approximately 50% of weight loss was regained at 24, 36, and 48 months.	The meta-analysis was conducted on only 21 diet and/or exercise studies (the remainder were pharmacological interventions). The average proportion of participant dropout was 29%.
Ginsberg ⁵⁶	Annual exponential decay of effect of 50%			
		Observational study ⁸ (also reference by Roux et al. ⁵⁹)	The national weight control registry is a large ($n > 4000$) self-selecting sample of individuals who had successfully maintained weight loss (≥ 13.6 kg) for at least 1 year at entry into the registry. Participants in this study reported having lost an average of 33 kg from an average maximum weight of 105 kg. More than 87% of participants reported maintaining a weight loss of at least 10% (of initial weight) after 10 years.	Participants were self-selecting, and weight loss on entry to the registry and weight change while in the registry were self-reported.

(continued)

Table 1 (continued)

First Author	BMI Trajectory Assumption	Type of Evidence Source	Description and Brief Findings	Limitations
Gillet ⁵⁸	Responders (40%) maintained weight loss until year 4 and regained all weight loss by year 8.	Trial ⁶⁰	The Finnish Diabetes Prevention Study ($n = 523$) examined the effectiveness of a diabetes prevention lifestyle (diet plus exercise) intervention. At the 7-year follow-up, the intervention group had maintained an average weight loss of 3.1 kg (maximum average weight loss reported at 2 years to be 4.2 kg).	The mean follow-up was 3.2 years, indicating longer follow-up was not available for many participants. Only individuals with impaired glucose tolerance were included.
Galani ⁶¹	Weight loss maintained until year 6 before a linear weight regain to year 10			
Galani ⁶²	Weight loss maintained until year 6 before a linear weight regain to year 10			
Kent ⁴⁹	Weight returned to baseline weight over 5 years	Meta-analysis ⁷	The review included 45 trials (7788 participants) of behavioral interventions focused on weight loss maintenance. The mean difference between the intervention and control groups was significant at 24 months but not at 30 months.	Only 2 studies ($n = 694$) reported outcomes at 24 and 30 months. The average participant dropout was 28.4% and 20% for the weight loss and weight loss maintenance interventions, respectively.
Lymer ⁵³	Participant's weight increased by 3% annually from their lowest weight to their preintervention weight.	Trial ⁶³	In a comparison of a 12-month commercial weight management intervention and standard care ($n = 772$), there was no significant weight difference between groups at 24 months.	Follow-up was limited to 24 months (1-year postintervention). Only 203 of 772 participants completed the 24-month visit.
Roux ⁵⁹	Participants had a 20% probability of long-term weight maintenance (remain at postintervention weight for the remainder of the time horizon) and a 67% probability of short-term weight maintenance (weight maintenance for 6 months). The remainder did not lose weight.	Observational study ⁷³	A telephone survey of participants who had maintained a weight loss of at least 10% from their maximum weight for at least a year. Of those who had been overweight ($n = 228$), 62% reported losing more than 10% of their maximum weight and of these, 47%–49% had maintained the weight loss for at least 1 year.	The sample size was small and all weight change was self-reported. Only 57% of people contacted agreed to take part in the survey.
		Trials	Lowe et al. ⁶⁴ examined weight loss maintenance among participants ($n = 1002$) of a commercial weight loss program. At 5 years, 42.6% of participants had maintained a loss of 5% or more, and 18.8% had maintained a loss of 10% or more. Anderson et al. ⁶⁵ assessed long-term weight maintenance after a very-low-calorie dietary intervention. Participants ($n = 122$) regained an average of 73% of their weight loss during the first 3 years. The average weight loss maintained was 23% of initial weight loss after 5 years. Gosseline and Cote ⁶⁶ reported weight loss maintenance among participants ($n = 291$) of a commercial weight loss program. At a follow-up of 9 to 11 years, 20% maintained at least 5% of their initial weight.	All participants had already met their goal weight (determined by the participant); maintenance among participants who did not meet their goal weight was not included. The sample size was small. There were 426 participants in the program, but only 154 were eligible for follow-up (e.g., completed the program and met weight loss target of 10 kg), and data were available for only 122 (73%) of these. A maximum of 55 participants completed assessments at each time point. Only participants who had reached their goal weight in the initial weight loss program were included.
		Meta-analysis ⁶⁷	The review included 29 studies (4298 participants) of dietary interventions. At 5 years postintervention, the average weight maintenance was 23% of initial weight loss.	Only very low-energy or energy-balanced dietary interventions were included. Eight (1388 participants) of the 29 studies had a 5-year follow-up. An average of 79% of participants were available for follow-up.

(continued)

Table 1 (continued)

First Author	BMI Trajectory Assumption	Type of Evidence Source	Description and Brief Findings	Limitations
Segal ⁶⁸	Successful participants (33%) maintained weight loss until year 4, when all weight was regained. The remainder followed the trajectory of the control group.	Trial ⁶⁹	In a feasibility trial of 370 participants with impaired glucose tolerance, participants (90% available for follow-up) maintained an average of 50% of initial weight loss after 5 years.	The sample size was small and limited to participants with impaired glucose tolerance.

BMI, body mass index; SBT, standard behavioral therapy.

Nine of the HEMs^{29–31,34,40,41,45,46,50} used a natural history to represent the weight trajectory of the control group and the intervention group once, and if, weight had been regained. The annual rates of weight gain reported for the natural history trajectories were 1 kg,^{30,46} 0.43 kg,²⁹ 0.46 kg,³⁴ and 0.16 BMI units⁴⁰; 4 studies did not report this detail.^{31,39,45,50} These rates of regain were based on the change observed in individuals over time within trials,^{5,70} a meta-analysis,⁷¹ observational studies,^{72,73} or NICE guidelines.¹

Impact of Differing Assumptions on Outcomes

Nineteen of the HEMs conducted sensitivity analysis around the assumption of weight trajectories. In these studies, other assumptions about weight trajectories were modeled to determine the magnitude of change in the outcomes. The assumption used in the main analysis and resulting ICER and the sensitivity analysis conducted and corresponding ICER (or reported impact) are reported in Table 2. The findings in this table indicated that the weight trajectory assumption did affect the cost-effectiveness outcomes. In 8 of these studies,^{24,26,49,51,52,55,56,59} the sensitivity analysis had a large enough impact on the outcomes of the evaluation that the ICER crossed a known or estimated cost-effectiveness threshold in the country in which the analysis was based. This may have altered the conclusions and recommendations from the CEA. Five of these tested the scenarios in which all weight loss was either maintained for the remainder of the time horizon^{52,55,56} or regained immediately.^{24,26} Two tested a scenario in which the duration of the intervention effect was reduced,^{49,51} and 1 reduced the probability of individuals achieving weight maintenance.⁵⁹ In another HEM²⁷ that tested an increase in the percentage of weight loss regained, the cost-recovery period increased from 6 to 13 years (ICER not reported), which may also affect the assessment of cost-effectiveness.

Factors Used to Predict Weight Trajectories

None of the studies reported using psychosocial factors to predict weight trajectories.

Measurement of Psychosocial Factors within Evidence Sources Informing Weight Trajectories

The evidence sources cited for 1) estimated weight loss and 2) estimated weight regain trajectory were examined to determine if any psychosocial variables had been measured. Psychosocial variables measured in either of these indicate the potential to have included these within the

Table 2 Impact of Sensitivity Analyses Conducted on Predicted Weight Trajectories within HEMs

First Author	Method Used to Predict Weight Trajectory	Base-Case ICER	Specific Method Tested in Sensitivity Analysis	Impact on ICER
Au ⁴⁷	Linear weight regain	£166/QALY	Upper CI of treatment effect and regain	£61/QALY
Bemelmans ³⁶	Weight regained immediately	€7400/QALY	Lower CI of treatment effect and regain	£330/QALY
			Permanent decrease in overweight of 1 percentage point and no improvement in physical activity	€9900/QALY
Cleghorn ⁵² Cobiac ⁵⁵	Linear weight regain	79 700 NZD/QALY	Permanent decrease of 4% in overweight and inactivity	€5600/QALY
	Exponential decay of effect	130 000 AUD/DALY	Weight loss maintained	Cost saving
Finkelstein ⁵¹	Linear weight regain	\$30 071/QALY	Rate of decay varied from no benefit after the first year to full benefit sustained for life	Probability of cost-effectiveness: 0% to 83% (threshold of \$50 000 / DALY)
			Duration of intervention effect reduced from 3 years to 1 year	\$58 867/QALY
Forster ⁴³ Ginsberg ⁵⁶	Linear weight regain	12 000 AUD/DALY	Rate of regain halved	3000 AUD/DALY
	Exponential decay of effect (annual decay of 50%)	47 559 NIS/QALY	Annual decay of intervention effect 20%	11 812 NIS/QALY
Gray ³⁴ Gustafson ²³	Weight loss maintained	£2150/QALY	Annual decay of intervention effect 35%	29 661 NIS/QALY
	Weight loss maintained	\$183/LYG	Annual decay of intervention effect 65%	65 457 NIS/QALY
Hersey ²⁷	Weight loss maintained	\$4400–\$5600/QALY (cost-recovery period 6 years)	Annual decay of intervention effect 80%	83 355 NIS/QALY
			Weight regained	Remained cost-effective
Kent ⁴⁹	Linear weight regain	£12 955/QALY	50% of weight loss maintained	\$3612/LYG
			Weight loss regained after 1 year	\$18 615/LYG
Krukowski ²⁴	Weight loss maintained	\$2160–\$3306/LYG	Participants regained 30% more	Cost-recovery period increased to 13 years
			Participants regained 30% less	No impact on cost-recovery period
Lewis ⁴⁰	Linear weight regain	£12 585/QALY	Participants maintained a 1kg lower weight than their preintervention weight after 5 years	£3203/QALY
			Weight regained immediately and then each year up to 5 years	Cost-effective only if weight regain takes ≥3 years
Meads ²⁹	Weight loss maintained	Dominant	All participants returned to preintervention weight at 1 year	\$73 005–\$111 736/LYG
			Participants regained 50% of the weight at year 1 and the remaining weight by the end of the time horizon	\$6602/LYG
Meads ²⁹	Weight loss maintained	Dominant	Assumed that BMI returned to preintervention weight after 12 months if data were not available	£15 276/ QALY
			All weight loss regained by year 2	Dominant
			All weight loss regained by year 3	Dominant

(continued)

Table 2 (continued)

First Author	Method Used to Predict Weight Trajectory	Base-Case ICER	Specific Method Tested in Sensitivity Analysis	Impact on ICER
Miners ³⁰	Weight loss maintained	£103 112/QALY	Doubled the time to a 0.1 BMI increase after the treatment stops	£122 125/QALY
Palmer ³⁸ Roux ⁵⁹	Weight regained immediately Subgroup-specific trajectories: probability of short- and long-term maintenance 67% and 20%	£6381/LYG \$12 640/QALY	Intervention effective over lifetime Probability of long-term maintenance 0% Probability of long-term maintenance 60% Probability of short-term maintenance 20% Probability of short-term maintenance 80% Effect decayed progressively down to no effect after 10 years	£4439/LYG \$36 000/QALY \$5000/QALY \$130 000/QALY \$15 000/QALY \$50 000 AUD/DALY
Sacks ²⁶	Weight loss maintained	Dominant	Weight loss is maintained as a decrement below the expected weight trajectory	Dominant
Trueman ⁴⁶	Linear weight regain	Dominant		

AUD, Australian dollars; BMI, body mass index; CI, confidence interval; DALY, disability-adjusted life-year; HEM, health economic model; ICER, incremental cost-effectiveness ratio; LYG, life-year gained; QALY, quality-adjusted life-year; NIS, Israeli New Shekel; NZD, New Zealand dollars.

health economic modeling to inform predictions of weight trajectories.

Estimated weight loss. Thirty HEMs cited an evidence source for estimated weight loss that reported no measurement of psychosocial variables.^{24–33,35–40,42,44,46,49–52,55,56,58,59,61,62,68} Psychosocial variables were measured in evidence sources cited in 8 HEMs (Table 3); 4 of these HEMs^{43,45,48,53} each based the estimated weight loss on a single trial, but no analyses of the psychosocial variables measured in relation to the intervention or weight change were reported in the trial. Four HEMs^{23,34,41,47} cited 5 trials that included some analysis of psychosocial factors. In 4 of these trials, there were significant changes to psychosocial variables but no reported analysis of the association between these changes and weight loss outcomes. First, in a study that provided either a shopping list for healthy meal ingredients or the ingredients free of charge, there was greater adherence to self-monitoring of food intake and exercise,^{47,54} and both interventions reduced the time and effort required to decide on and plan meals. For those that provided food free of charge, potential financial barriers to healthy eating were reduced.^{47,54} Second, a work-based dietary intervention influenced diet-related attitudes including a reduction in confusion about what to eat and an increase in the belief that food is important for health. There was no reported impact of this intervention on perceived social support or self-efficacy for increasing fruit and vegetable consumption.⁷⁸ Third, a behavioral intervention aimed at low-income women improved perceived social support,⁸⁹ and fourth, an intervention for men delivered through professional football clubs improved self-esteem and positive affect (i.e., feelings and emotions).³⁴ One trial reported analysis of associations between psychosocial variables and BMI; following the introduction of a nutritional labeling policy, health attitudes, including beliefs about own health and desire to change health status, were not associated with a change in BMI.⁹⁰

Estimated weight regain trajectory. When examining the evidence sources used to estimate the weight trajectory beyond the initial weight loss, 2 HEMs^{56,59} cited studies that included psychosocial variables. In these studies, decreases in dietary restraint⁹¹ and increases in dietary disinhibition^{91,92} hunger,⁹¹ depression,^{91,92} and binge eating^{91,92} were associated with regaining weight. Two HEMs^{45,50} cited changes in weight over time observed in the Health Survey for England (HSE) to support the use of an annual weight change for both the control group and intervention group postregain; this is the weight

Table 3 Psychosocial Variables Measured within Evidence Sources Referenced in Health Economic Models

Variable Measured	Definition	Measured in Evidence Source Cited for Estimated:	
		Weight Loss	Weight Regain
Depression	Persistent low mood and loss of interest or pleasure ⁷⁴	Ahern, ⁴⁵ Forster, ⁴³ Fuller, ⁴⁸ Gustafson ²³	Ginsberg, ⁵⁶ Roux ⁵⁹
Anxiety	Feelings of tension, worry, or unease with physical symptoms such as sweating ⁷⁴		
Dietary restraint	Conscious restriction of dietary intake to manage weight ⁷⁵	Ahern, ⁴⁵ Forster, ⁴³ Fuller, ⁴⁸ Lymer ⁵³	Ginsberg ⁵⁶
Social support	The quantity and quality of people that an individual feels they can rely on and seek support from ⁷⁶	Cecchini, ⁴¹ Forster, ⁴³ Fuller, ⁴⁸ Gustafson ²³	
Dietary disinhibition	The tendency to overeat in response to factors such as availability of palatable foods or emotional stress ⁷⁵	Forster, ⁴³ Fuller, ⁴⁸ Lymer ⁵³	Ginsberg ⁵⁶
Binge eating	The extent to which an individual consumes more than most would and feels out of control when eating ⁷⁷		Ginsberg, ⁵⁶ Roux ⁵⁹
Health attitudes	Beliefs, feelings, and thoughts about food (e.g., beliefs about what is healthy or that diet is important for health ⁷⁸	Cecchini, ⁴¹ Forster ⁴³	
Perceived stress	The extent to which situations in an individual's life are viewed as stressful ⁷⁹	Forster ⁴³	Ahern, ⁴⁵ Retat ⁵⁰
Habit	The extent to which health behaviors become automatic and part of an individual's identity ⁸⁰	Ahern ⁴⁵	Ahern, ⁴⁵ Retat ⁵⁰
Self-regulation	Monitoring of own health behavior, which can be autonomous (internally motivated) or controlled (externally motivated) ⁴⁵	Ahern ⁴⁵	
Problem eating behavior	The perception of certain eating behaviors as problematic to the individual ⁴⁵	Ahern ⁴⁵	Roux ⁵⁹
Life satisfaction	The extent to which an individual is satisfied with their life ⁸¹	Ahern ⁴⁵	
Self-monitoring	The degree to which an individual records or monitors the food they consume and the exercise they do ⁸²	Au ⁴⁷	
Resources	The financial, cognitive, and time resources that an individual has available to them	Au ⁴⁷	
Self-efficacy	An individual's belief in his or her ability to execute healthy eating and exercise behaviors ⁸³	Cecchini ⁴¹	
Outcome expectancies	An individual's belief that a certain behavior or action will lead to a specific outcome ⁸⁴	Cecchini ⁴¹	
Hedonic hunger	The drive to eat for pleasure in the absence of a physiological need for food ⁸⁵		Ginsberg ⁵⁶
Self-esteem	The way an individual positively or negatively evaluates themselves ⁸⁶	Gray ³⁴	Roux ⁵⁹
Mood	An individual's state of mind or feeling ⁸⁷		Roux ⁵⁹
Affect (positive and negative)	The emotions and expression of a positive (e.g., cheerfulness) or negative (e.g., sadness) nature ⁸⁸	Gray ³⁴	

trajectory expected in the absence of any intervention. The HSE is an annual repeat cross-sectional survey of about 8000 adults and included measures of stress and eating habits. The measure of eating habits used was a descriptive

measure of eating behavior rather than the extent to which a behavior is habitual. Both stress and eating habits have the potential to affect weight loss maintenance,^{13,15,73} but no analyses were reported to test this.

Overall, the most frequently assessed variables were depression and/or anxiety ($n = 6$), dietary restraint ($n = 5$), and social support ($n = 4$). There was evidence to indicate that dietary restraint, dietary disinhibition, hunger, depression, and binge eating were associated with change in BMI, although only 3 of the 13 evidence sources cited included analyses of the association between the psychosocial variables measured and weight loss outcomes.

Discussion

There was a wide range of weight trajectory assumptions made within the HEMs, which varied in complexity from simple assumptions such as regaining or maintaining all weight loss to more complex assumptions such as subgroup-specific trajectories or applying an exponential decay of intervention effect. In the absence of data, it is difficult to determine which is the most likely to be accurate. Thus, the second aim was to examine the evidence on which these assumptions are based. Fifteen of the 38 studies included in the review cited an evidence source to justify the assumption made, and these sources included meta-analyses, trials, and observational studies. While many of these sources included a large number of participants and long-term follow-up, the sample sizes decreased as the length of follow-up increased. Furthermore, some of the evidence sources were focused mainly or solely on those participants who were successful in weight loss and weight loss maintenance.^{8,60,91,92,93} Although in 2 HEMs these sources were used to inform the trajectories of successful participants only, another included it alongside other evidence sources to inform the trajectories of all participants, which could result in an overestimation of effect. Others focused on a population with impaired glucose tolerance, and these may have a different weight trajectory to those who have a healthy glucose tolerance given the differences in weight loss observed between those with and without diabetes.⁶ In addition, the evidence sources indicated a wide range of results; estimated weight regain at 5 years ranged from 0% to 100% of initial weight loss, and 1 source reported that more than 80% of participants were able to maintain a 10% (of initial weight) weight loss for 10 years.⁹⁴ There was no evidence cited to support the assumptions that all participants regained weight loss immediately postintervention or maintained all weight loss indefinitely, indicating that these assumptions should not be used within HEMs unless there is strong evidence to support this. However, because of the large variation in reported weight loss maintenance, there is not a single weight trajectory assumption that can be recommended at this time. This

justifies further analysis of the factors associated with weight loss maintenance to understand this variation and improve the prediction of weight trajectories.

For the third aim, we reviewed any sensitivity analyses conducted around weight trajectory assumptions. Using different weight trajectories affected the costs and consequences to the extent that, in almost half of the studies that conducted this type of sensitivity analysis, it would likely affect assessments of cost-effectiveness. This highlights that a change in the assumptions used could have a large impact on results and that results from models using different assumptions are unlikely to be comparable. Given this impact, sensitivity analysis on the weight trajectory should always be conducted in health economic modeling of obesity, particularly on the time postintervention at which a participant returns to their preintervention weight (if at all). This is especially important if the main assumption is that all weight loss is immediately regained postintervention or maintained for the rest of the time horizon; there is little evidence for these assumptions, and when tested in sensitivity analysis, they often resulted in large changes in outcomes. The impact that these assumptions had on outcomes further supports the need to gain a greater understanding of weight trajectories.

Reviews of survival analyses used in cost-effectiveness analyses have identified similar limitations in long-term extrapolation methods. Similar to weight trajectories, the long-term survival of individuals is hard to determine from short-term data, has a potentially large impact on estimates of cost-effectiveness, and methods used are not consistent and often not justified.^{95,96} Hawkins and Grieve⁹⁶ stated that considering causal assumptions is essential to improving the accuracy of cost-effectiveness analyses; in survival analyses, these may be factors such as time taken for illness to progress to a more severe state, whereas for the assumptions made about weight trajectories, these may be psychosocial factors.

The fourth and fifth aims of this review were to examine the use of psychosocial variables to predict weight trajectories and the potential role of psychosocial factors in HEMs. None of the HEMs used any psychosocial variables in the prediction of individual weight trajectories. However, psychosocial variables were measured within the evidence sources that informed weight trajectories. Furthermore, analyses conducted within these evidence sources indicated that the weight loss interventions were associated with improvement in self-monitoring, financial and time resources, attitudes, and social support and that decreased dietary restraint and increased dietary disinhibition hunger, depression, and binge eating were associated with weight regain. The variables


could have been included in the HEMs, which would not only add to the understanding of why an intervention is effective, which can inform future intervention design, but also aid in the prediction of weight trajectories within HEMs. Weight trajectories may be different depending on whether psychosocial factors (that promote weight loss maintenance) have changed during an intervention. For example, in a trial of 2 weight loss programs, despite equivalent outcomes at the end of the 12-week treatment period, the intervention that focused more on habit formation was associated with greater weight loss maintenance after 6 months.⁹⁷ Including psychosocial variables would enable weight trajectory to be based, in part, on the change in psychological variables, and thus, these long-term differences would be represented. Similarly, an individual's observed shift in psychosocial variables can be used to inform their long-term weight trajectories, which may better reflect the heterogeneity that is observed in the evidence sources cited by the HEMs. Thus, including psychosocial variables has the potential to improve the accuracy of estimates of long-term weight trajectories and therefore the accuracy of cost-effectiveness estimates.

There are some limitations of this review. First, although PRISMA guidelines were followed, we did not measure quality or risk of bias for the studies; the review was focused on a specific aspect of HEMs on which there are no current guidelines; as a result, the review focused on the description of the method rather than the quality. Second, a formal assessment of the evidence used to support assumptions was not conducted, as this was not in the scope of the review. The type of evidence cited and brief details have been included, but future research could apply a formal assessment that would help to determine which assumption is best supported by evidence. Third, although the search was extensive, it focused on academic journals, and thus, there may have been eligible HEMs generated for organizations such as governments, local authorities, or charities that were not included. Also, the criterion that weight loss must be an aim of the intervention may have excluded health economic modelling of prevention programs that measured weight trajectories despite weight loss not being an explicit aim. Similarly, the restriction to English-language journals may have excluded models using alternative methods. Finally, in considering the impact of the different trajectories, the review was limited to the types of sensitivity analysis conducted by the studies. The extent to which the weight trajectory tested in sensitivity analysis diverged from the base-case assumption varied, and alternative comparisons of assumptions may have led to different conclusions.

Conclusion

The current review has highlighted that 1) there is no consistent assumption made about weight trajectories beyond a weight loss intervention, 2) the evidence of long-term weight maintenance is limited and results are highly variable, and 3) the assumption used has the potential to impact assessments of cost-effectiveness. Furthermore, 4) despite evidence indicating that psychosocial variables are associated with weight loss maintenance, they have not been used to inform the prediction of weight trajectories. This is despite the finding that 5) psychosocial variables have been measured within cited evidence sources. Future research should investigate how psychosocial variables measured within trials and observational studies can be used within HEMs to increase the accuracy of predicted weight trajectories and estimates of cost-effectiveness.

ORCID iD

Sarah Bates  <https://orcid.org/0000-0002-6358-0060>

Supplemental Material

Supplementary material for this article is available on the *Medical Decision Making* Web site at <http://journals.sagepub.com/home/mdm>.

References

1. Stegenga H, Haines A, Jones K, Wilding J. Identification, assessment, and management of overweight and obesity: summary of updated NICE guidance. *Br Med J*. 2014;349:g6608.
2. Hartmann-Boyce J, Johns D, Jebb S, Summerbell C, Aveyard P, Behavioural weight management review group. Behavioural weight management programmes for adults assessed by trials conducted in everyday contexts: systematic review and meta-analysis. *Obes Rev*. 2014;15(11):920–32.
3. Jolly K, Lewis A, Beach J, et al. Comparison of range of commercial or primary care led weight reduction programmes with minimal intervention control for weight loss in obesity: Lighten Up randomised controlled trial. *Br Med J*. 2011;343:d6500-d.
4. Lindgren P, Lindstrom J, Tuomilehto J, et al. Lifestyle intervention to prevent diabetes in men and women with impaired glucose tolerance is cost-effective. *Int J Technol Assess Health Care*. 2007;23(2):177–83.
5. Diabetes Prevention Program Research Group. Reduction in the incidence of type 2 diabetes with lifestyle intervention or metformin. *N Engl J Med*. 2002;346(6):393–403.
6. Dansinger ML, Tatsioni A, Wong JB, Chung M, Balk EM. Meta-analysis: the effect of dietary counseling for weight loss. *Ann Intern Med*. 2007;147(1):41–50.

7. Dombrowski SU, Knittle K, Avenell A, Araujo-Soares V, Sniehotta FF. Long term maintenance of weight loss with non-surgical interventions in obese adults: systematic review and meta-analyses of randomised controlled trials. *Br Med J*. 2014;348:g2646.
8. Wing RR, Phelan S. Long-term weight loss maintenance. *Am J Clin Nutr*. 2005;82(1 suppl):222S–5S. doi:82/1/222S
9. Daeninck E, Miller M. What can the National Weight Control Registry teach us? *Curr Diab Rep*. 2006;6(5):401–4.
10. Drummond MF, Sculpher MJ, Claxton K, Stoddart GL. *Methods for the Economic Evaluation of Health Care Programmes*. 4th ed. Oxford (UK): Oxford University Press; 2015.
11. Briggs AH, Weinstein MC, Fenwick EA, et al. Model parameter estimation and uncertainty: a report of the ISPOR-SMDM Modeling Good Research Practices Task Force-6. *Value Health*. 2012;32(5):722–32.
12. Brown M, Marsh T, Retat L, et al. *Managing Overweight and Obesity among Adults: Report on Economic Modelling and Cost Consequence Analysis*. UK: NICE; 2013.
13. Brennan A, Chick SE, Davies R. A taxonomy of model structures for economic evaluation of health technologies. *Health Econ*. 2006;15(12):1295–310.
14. Butland B, Jebb S, Kopelman P, et al. *Foresight. Tackling Obesity: Future Choices*. Project report. 2007. Available from: https://www.safefood.eu/SafeFood/media/SafeFoodLibrary/Documents/Professional/All-island%20Obesity%20Action%20Forum/foresight-report-full_1.pdf
15. Nash J. Obesity: All in the mind? *Br J Obes*. 2015;1:74–7.
16. Greaves C, Poltawski L, Garside R, Briscoe S. Understanding the challenge of weight loss maintenance: a systematic review and synthesis of qualitative research on weight loss maintenance. *Health Psychol Rev*. 2017;11(2):145–63. doi:10.1080/17437199.2017.1299583
17. Teixeira PJ, Carraça EV, Marques MM, et al. Successful behavior change in obesity interventions in adults: a systematic review of self-regulation mediators. *BMC Med*. 2015;13(1):84. doi:10.1186/s12916-015-0323-6
18. Kwasnicka D, Dombrowski SU, White M, Sniehotta F. Theoretical explanations for maintenance of behaviour change: a systematic review of behaviour theories. *Health Psychol Rev*. 2016;10(3):277–96. doi:10.1080/17437199.2016.1151372
19. Beeken RJ, Croker H, Morris S, et al. Study protocol for the 10 Top Tips (10TT) trial: randomised controlled trial of habit-based advice for weight control in general practice. *BMC Public Health*. 2012;12:667. doi: <https://dx.doi.org/10.1186/1471-2458-12-667>
20. Schwander B, Hilgsmann M, Nuijten M, Evers S. Systematic review and overview of health economic evaluation models in obesity prevention and therapy. *Exp Rev Pharmacoecon Outcomes Res*. 2016;16(5):561–70. doi:10.1080/14737167.2016.1230497
21. Liberati A, Altman DG, Tetzlaff J, et al. The PRISMA statement for reporting systematic reviews and meta-analyses of studies that evaluate health care interventions: explanation and elaboration. *PLoS Med*. 2009;6(7):e1000100.
22. Health Information Research Unit. Search filters for MEDLINE in Ovid Syntax and the PubMed translation 2016. Available from: https://hiru.mcmaster.ca/hiru/hiru_hedges_medline_strategies.aspx. Accessed November 1, 2019.
23. Gustafson A, Khavjou O, Stearns SC, et al. Cost-effectiveness of a behavioral weight loss intervention for low-income women: the Weight-Wise Program. *Prev Med*. 2009;49(5):390–5. doi:10.1016/j.ypmed.2009.09.007
24. Krukowski RA, Tilford JM, Harvey-Berino J, West DS. Comparing behavioral weight loss modalities: incremental cost-effectiveness of an internet-based versus an in-person condition. *Obesity*. 2011;19(8):1629–35. doi:10.1038/oby.2010.341
25. Olsen J, Willaing I, Ladelund S, Jorgensen T, Gundgaard J, Sorensen J. Cost-effectiveness of nutritional counseling for obese patients and patients at risk of ischemic heart disease. *Int J Technol Assess Health Care*. 2005;21(2):194–202.
26. Sacks G, Veerman JL, Moodie M, Swinburn B. ‘Traffic-light’ nutrition labelling and ‘junk-food’ tax: a modelled comparison of cost-effectiveness for obesity prevention. *Int J Obes*. 2011;35(7):1001–9. doi:<https://dx.doi.org/10.1038/ijo.2010.228>
27. Hersey JC, Khavjou O, Strange LB, et al. The efficacy and cost-effectiveness of a community weight management intervention: a randomized controlled trial of the health weight management demonstration. *Prev Med*. 2012;54(1):42–9.
28. Thorpe KE, Yang Z. Enrolling people with prediabetes ages 60–64 in a proven weight loss program could save Medicare \$7 billion or more. *Health Aff*. 2011;30(9):1673–9. doi:10.1377/hlthaff.2010.0944
29. Meads DM, Hulme CT, Hall P, Hill AJ. The cost-effectiveness of primary care referral to a UK commercial weight loss programme. *Clin Obes*. 2014;4(6):324–32. doi:10.1111/cob.12077
30. Miners A, Harris J, Felix L, Murray E, Michie S, Edwards P. An economic evaluation of adaptive e-learning devices to promote weight loss via dietary change for people with obesity. *BMC Health Serv Res*. 2012;12(1):190.
31. Su W, Chen F, Dall TM, Iacobucci W, Perreault L. Return on investment for digital behavioral counseling in patients with prediabetes and cardiovascular disease. *Prev Chron Dis*. 2016;13:E13. doi:10.5888/pcd13.150357
32. Smith KJ, Kuo S, Zgibor JC, et al. Cost effectiveness of an internet-delivered lifestyle intervention in primary care patients with high cardiovascular risk. *Prev Med*. 2016;87:103–9. doi:10.1016/j.ypmed.2016.02.036
33. Wilson KJ, Brown H Sr, Bastida E. Cost-effectiveness of a community-based weight control intervention targeting a low-socioeconomic-status Mexican-origin population. *Health Promot Pract*. 2015;16(1):101–8. doi:<https://dx.doi.org/10.1177/1524839914537274>
34. Gray CM, Wyke S, Zhang R, et al. Long-term weight loss trajectories following participation in a randomised

- controlled trial of a weight management programme for men delivered through professional football clubs: a longitudinal cohort study and economic evaluation. *Int J Behav Nutr Phys Act.* 2018;15(1):60.
35. Avenell A, Broom J, Brown TJ, Poobalan A, Aucott L. Systematic review of the long-term effects and economic consequences of treatments for obesity and implications for health improvement. *Health Technol Assess.* 2004;8(21):1–182.
 36. Bemelmans W, van Baal P, Wendel-Vos W, et al. The costs, effects and cost-effectiveness of counteracting overweight on a population level: a scientific base for policy targets for the Dutch national plan for action. *Prev Med.* 2008;46(2):127–32. doi:https://dx.doi.org/10.1016/j.ypmed.2007.07.029
 37. Dalziel K, Segal L. Time to give nutrition interventions a higher profile: cost-effectiveness of 10 nutrition interventions. *Health Promot Int.* 2007;22(4):271–83.
 38. Palmer AJ, Sendi PP, Spinass GA. Applying some UK Prospective Diabetes Study results to Switzerland: the cost-effectiveness of intensive glycaemic control with metformin versus conventional control in overweight patients with type-2 diabetes. *Swiss Med Wkly.* 2000;130(27–28):1034–40.
 39. Smith KJ, Hsu HE, Roberts MS, et al. Cost-effectiveness analysis of efforts to reduce risk of type 2 diabetes and cardiovascular disease in southwestern Pennsylvania, 2005–2007. *Prev Chron Dis.* 2010;7(5):A109.
 40. Lewis L, Taylor M, Broom J, Johnston KL. The cost-effectiveness of the LighterLife weight management programme as an intervention for obesity in England. *Clin Obes.* 2014;4(3):180–8.
 41. Cecchini M, Sassi F, Lauer JA, Lee YY, Guajardo-Barron V, Chisholm D. Tackling of unhealthy diets, physical inactivity, and obesity: health effects and cost-effectiveness. *Lancet.* 2010;376(9754):1775–84. doi:10.1016/S0140-6736(10)61514-0
 42. Michaud TL, You W, Wilson KE, et al. Cost effectiveness and return on investment of a scalable community weight loss intervention. *Prev Med.* 2017;105:295–303.
 43. Forster M, Veerman JL, Barendregt JJ, Vos T. Cost-effectiveness of diet and exercise interventions to reduce overweight and obesity. *Int J Obes.* 2011;35(8):1071–8.
 44. Whelan ME, Goode AD, Eakin EG, et al. Feasibility, effectiveness and cost-effectiveness of a telephone-based weight loss program delivered via a hospital outpatient setting. *Transl Behav Med.* 2016;6(3):386–95. doi:10.1007/s13142-015-0337-9
 45. Ahern AL, Wheeler GM, Aveyard P, et al. Extended and standard duration weight-loss programme referrals for adults in primary care (WRAP): a randomised controlled trial. *Lancet.* 2017;389(10085):2214–25. doi:10.1016/S0140-6736(17)30647-5
 46. Trueman P, Haynes S, Lyons G, et al. Long-term cost-effectiveness of weight management in primary care. *Int J Clin Pract.* 2010;64(6):775–83. doi:10.1111/j.1742-1241.2010.02349.x
 47. Au N, Marsden G, Mortimer D, Lorgelly PK. The cost-effectiveness of shopping to a predetermined grocery list to reduce overweight and obesity. *Nutr Diabetes.* 2013;3:3–7. doi:10.1038/nutd.2013.18
 48. Fuller NR, Carter H, Schofield D, et al. Cost-effectiveness of primary care referral to a commercial provider for weight loss treatment, relative to standard care—a modelled lifetime analysis. *Int J Obes (Lond).* 2014;38(8):1104–9.
 49. Kent S, Aveyard P, Astbury N, Mihaylova B, Jebb SA. Is doctor referral to a low-energy total diet replacement program cost-effective for the routine treatment of obesity? *Obesity.* 2019;27(3):391–8.
 50. Retat L, Pimpin L, Webber L, et al. Screening and brief intervention for obesity in primary care: cost-effectiveness analysis in the BWeL trial. *Int J Obes.* 2019;43(10):2066–75.
 51. Finkelstein EA, Verghese NR. Incremental cost-effectiveness of evidence-based non-surgical weight loss strategies. *Clin Obes.* 2019;9(2):e12294.
 52. Cleghorn C, Wilson N, Nair N, et al. Health benefits and cost-effectiveness from promoting smartphone apps for weight loss: multistate life table modeling. *JMIR mHealth uHealth.* 2019;7(1):e11118.
 53. Lymer S, Schofield D, Cunich M, et al. The population cost-effectiveness of Weight Watchers with general practitioner referral compared with standard care. *Obesity.* 2018;26(8):1261–9.
 54. Wing RR, Jeffery RW, Burton LR, Thorson C, Nissinoff KS, Baxter JE. Food provision vs structured meal plans in the behavioral treatment of obesity. *Int J Obes.* 1996;20(1):56–62.
 55. Cobiac L, Vos T, Veerman L. Cost-effectiveness of Weight Watchers and the Lighten Up to a Healthy Lifestyle program. *Aust N Z J Public Health.* 2010;34(3):240–7.
 56. Ginsberg GM, Rosenberg E. Economic effects of interventions to reduce obesity in Israel. *Israel J Health Policy Res.* 2012;1(1):17.
 57. Franz MJ, VanWormer JJ, Crain AL, et al. Weight-loss outcomes: a systematic review and meta-analysis of weight-loss clinical trials with a minimum 1-year follow-up. *J Am Diet Assoc.* 2007;107(10):1755–67.
 58. Gillett M, Royle P, Snaith A, et al. Non-pharmacological interventions to reduce the risk of diabetes in people with impaired glucose regulation: a systematic review and economic evaluation. *Health Technol Assess.* 2012;16(50):1–236. doi:10.3310/hta16330
 59. Roux L, Kuntz KM, Donaldson C, Goldie SJ. Economic evaluation of weight loss interventions in overweight and obese women. *Obesity.* 2006;14(6):1093–106.
 60. Lindström J, Ilanne-Parikka P, Peltonen M, et al. Sustained reduction in the incidence of type 2 diabetes by lifestyle intervention: follow-up of the Finnish Diabetes Prevention Study. *Lancet.* 2006;368(9548):1673–9.
 61. Galani C, Schneider H, Rutten FF. Modelling the lifetime costs and health effects of lifestyle intervention in the prevention and treatment of obesity in Switzerland. *Int J Public Health.* 2007;52:372–82.
 62. Galani C, Al M, Schneider H, Rutten FF. Uncertainty in decision-making: value of additional information in the

- cost-effectiveness of lifestyle intervention in overweight and obese people. *Value Health*. 2008;11(3):424–34.
63. Holzapfel C, Cresswell L, Ahern A, et al. The challenge of a 2-year follow-up after intervention for weight loss in primary care. *Int J Obes*. 2014;38(6):806.
 64. Lowe M, Miller-Kovach K, Phelan S. Weight-loss maintenance in overweight individuals one to five years following successful completion of a commercial weight loss program. *Int J Obes*. 2001;25(3):325.
 65. Anderson JW, Vichitbandra S, Qian W, Kryscio RJ. Long-term weight maintenance after an intensive weight-loss program. *J Am Coll Nutr*. 1999;18(6):620–7.
 66. Gosselin C, Cote G. Weight loss maintenance in women two to eleven years after participating in a commercial program: a survey. *BMC Womens Health*. 2001;1(1):2.
 67. Anderson JW, Konz EC, Frederich RC, Wood CL. Long-term weight-loss maintenance: a meta-analysis of US studies. *Am J Clin Nutr*. 2001;74(5):579–84.
 68. Segal L, Dalton AC, Richardson J. Cost-effectiveness of the primary prevention of non-insulin dependent diabetes mellitus. *Health Promot Int*. 1998;13(3):197–209.
 69. Eriksson K-F, Lindgärde F. Prevention of type 2 (non-insulin-dependent) diabetes mellitus by diet and physical exercise: the 6-year Malmö feasibility study. *Diabetologia*. 1991;34(12):891–8.
 70. Sassi F, Cecchini M, Lauer J, Chisholm D. Improving lifestyles, tackling obesity: the health and economic impact of prevention strategies. OECD Health Working Papers, No. 48. Paris: OECD Publishing; 2009. <https://doi.org/10.1787/220087432153>
 71. Ara R, Blake L, Gray L, et al. What is the clinical effectiveness and cost-effectiveness of using drugs in treating obese patients in primary care? A systematic review. *Health Technol Assess*. 2012;16(50):1–202.
 72. Macdonald SM, Reeder BA, Chen Y, Despres JP. Obesity in Canada: a descriptive analysis. Canadian Heart Health Surveys Research Group. *Can Med Assoc J*. 1997;157:S3–9.
 73. Freisling H, Pisa PT, Ferrari P, et al. Main nutrient patterns are associated with prospective weight change in adults from 10 European countries. *Eur J Nutr*. 2016;55(6):2093–104.
 74. American Psychiatric Association. *Diagnostic and Statistical Manual of Mental Disorders (DSM-5®)*. Washington, DC: American Psychiatric Association; 2013.
 75. Hays NP, Roberts SB. Aspects of eating behaviors “disinhibition” and “restraint” are related to weight gain and BMI in women. *Obesity*. 2008;16(1):52–8.
 76. Cobb S. Social support as a moderator of life stress. *Psychosom Med*. 1976;38(5):300–14.
 77. Gormally J, Black S, Daston S, Rardin D. The assessment of binge eating severity among obese persons. *Addict Behav*. 1982;7(1):47–55.
 78. Buller DB, Morrill C, Taren D, et al. Randomized trial testing the effect of peer education at increasing fruit and vegetable intake. *J Natl Cancer Inst*. 1999;91(17):1491–500. doi:10.1093/jnci/91.17.1491
 79. Cohen S, Kamarck T, Mermelstein R. *Perceived Stress Scale. Measuring Stress: A Guide for Health and Social Scientists*. Oxford (UK): Oxford University Press; 1994.
 80. Gardner B, Abraham C, Lally P, de Bruijn G-J. Towards parsimony in habit measurement: Testing the convergent and predictive validity of an automaticity subscale of the Self-Report Habit Index. *Int J Behav Nutr Phys Act*. 2012;9(1):102.
 81. Diener E, Emmons RA, Larsen RJ, Griffin S. The satisfaction with life scale. *J Pers Assess*. 1985;49(1):71–5.
 82. Burke LE, Wang J, Sevick MA. Self-monitoring in weight loss: a systematic review of the literature. *J Am Diet Assoc*. 2011;111(1):92–102.
 83. Bandura A. Self-efficacy mechanism in human agency. *Am Psychol*. 1982;37(2):122.
 84. Bradley I, Poser EG, Johnson JA. Outcome expectation ratings as predictors of success in weight reduction. *J Clin Psychol*. 1980;36(2):500–2.
 85. Witt AA, Lowe MR. Hedonic hunger and binge eating among women with eating disorders. *Int J Eat Disord*. 2014;47(3):273–80.
 86. Snyder CR, Lopez SJ. *Oxford Handbook of Positive Psychology*. Oxford (UK): Oxford Library of Psychology; 2009.
 87. Shacham S. A shortened version of the Profile of Mood States. *J Pers Assess*. 1983;47(3):305–6.
 88. Diener E, Emmons RA. The independence of positive and negative affect. *J Pers Soc Psychol*. 1984;47(5):1105.
 89. Samuel-Hodge CD, Johnston LF, Gizlice Z, et al. Randomized trial of a behavioral weight loss intervention for low-income women: the Weight Wise program. *Obesity*. 2009;17(10):1891–9.
 90. Variyam JN, Cawley J. *Nutrition Labels and Obesity (No. w11956)*. Cambridge (MA): National Bureau of Economic Research; 2006. doi:10.1007/s13398-014-0173-7.2
 91. McGuire MT, Wing RR, Klem ML, Lang W, Hill JO. What predicts weight regain in a group of successful weight losers? *J Consult Clin Psychol*. 1999;67(2):177–85.
 92. Wing RR, Hill JO. Successful weight loss maintenance. *Annu Rev Nutr*. 2001;21:323–41. doi:10.1146/annurev.nutr.21.1.323
 93. McGuire M, Wing R, Hill J. The prevalence of weight loss maintenance among American adults. *Int J Obes*. 1999;23(12):1314.
 94. Thomas JG, Bond DS, Phelan S, Hill JO, Wing RR. Weight-loss maintenance for 10 years in the National Weight Control Registry. *Am J Prev Med*. 2014;46(1):17–23. doi:10.1016/j.amepre.2013.08.019
 95. Latimer NR. Survival analysis for economic evaluations alongside clinical trials—extrapolation with patient-level data: inconsistencies, limitations, and a practical guide. *Med Decis Making*. 2013;33(6):743–54.
 96. Hawkins N, Grieve R. Extrapolation of survival data in cost-effectiveness analyses: the need for causal clarity. *Med Decis Making*. 2017;34(4):337–9.
 97. Carels RA, Burmeister JM, Koball AM, et al. A randomized trial comparing two approaches to weight loss: differences in weight loss maintenance. *J Health Psychol*. 2014;19(2):296–311.