



This is a repository copy of *Group sparsity based target localization for distributed sensor array networks*.

White Rose Research Online URL for this paper:  
<http://eprints.whiterose.ac.uk/145625/>

Version: Accepted Version

---

**Proceedings Paper:**

Shen, Q., Liu, W. [orcid.org/0000-0003-2968-2888](https://orcid.org/0000-0003-2968-2888), Wang, L. et al. (1 more author) (2019) Group sparsity based target localization for distributed sensor array networks. In: 2019 IEEE International Conference on Acoustics, Speech and Signal Processing (ICASSP). 2019 IEEE International Conference on Acoustics, Speech and Signal Processing (ICASSP), 12-17 May 2019, Brighton, United Kingdom. IEEE , pp. 4190-4194. ISBN 978-1-4799-8131-1

<https://doi.org/10.1109/icassp.2019.8683867>

---

© 2019 IEEE. Personal use of this material is permitted. Permission from IEEE must be obtained for all other users, including reprinting/ republishing this material for advertising or promotional purposes, creating new collective works for resale or redistribution to servers or lists, or reuse of any copyrighted components of this work in other works. Reproduced in accordance with the publisher's self-archiving policy.

**Reuse**

Items deposited in White Rose Research Online are protected by copyright, with all rights reserved unless indicated otherwise. They may be downloaded and/or printed for private study, or other acts as permitted by national copyright laws. The publisher or other rights holders may allow further reproduction and re-use of the full text version. This is indicated by the licence information on the White Rose Research Online record for the item.

**Takedown**

If you consider content in White Rose Research Online to be in breach of UK law, please notify us by emailing [eprints@whiterose.ac.uk](mailto:eprints@whiterose.ac.uk) including the URL of the record and the reason for the withdrawal request.



[eprints@whiterose.ac.uk](mailto:eprints@whiterose.ac.uk)  
<https://eprints.whiterose.ac.uk/>

# Group Sparsity Based Target Localization for Distributed Sensor Array Networks

Qing Shen<sup>†‡</sup>, Wei Liu<sup>†</sup>, Li Wang<sup>§</sup>, Yin Liu<sup>§</sup>

<sup>†</sup>Department of Electronic and Electrical Engineering, University of Sheffield  
Sheffield, S1 3JD, United Kingdom

<sup>‡</sup>School of Information and Electronics, Beijing Institute of Technology  
Beijing, 100081, China

<sup>§</sup>Southwest China Institute of Electronic Technology  
Chengdu 610036, China

**Abstract**—The target localization problem for distributed sensor array networks where a sub-array is placed at each receiver is studied, and under the compressive sensing (CS) framework, a group sparsity based two-dimensional localization method is proposed. Instead of fusing the separately estimated angles of arrival (AOAs), it processes the information collected by all the receivers simultaneously to form the final target locations. Simulation results show that the proposed localization method provides a significant performance improvement compared with the commonly used maximum likelihood estimator (MLE).

**Index Terms**—Distributed sensor array network, group sparsity, localization, angle of arrival, compressive sensing.

## I. INTRODUCTION

The angle of arrival (AOA) based target localization (also known as the bearing only localization), where the synchronization across distributed receivers is not required compared with the received signal strength (RSS) based localization [1] and the time of arrival (TOA) based localization [2], has attracted increasing attentions in distributed sensor array networks [3]–[5], and it has been widely applied in radar, sonar, massive MIMO, and wireless sensor networks [3]–[8].

In AOA based localization, the AOAs are obtained at independent distributed receivers using a sub-array, where traditional DOA estimation methods can be employed to acquire the AOA information, such as the subspace based methods including MUSIC [9], ESPRIT [10], and their extensions. On the other hand, the compressive sensing (CS) framework has been introduced for DOA estimation [11]–[14], with the  $\ell_1$ -SVD method based on singular value decomposition (SVD) proposed in [15] and  $\ell_1$ -SRACV based on a sparse representation of array covariance vectors presented in [16]. For wideband DOA estimation, apart from the typical methods such as the incoherent signal subspace method (ISSM) [17], the coherent signal subspace method (CSSM) [18], and the test of orthogonality of projected subspaces (TOPS) method [19], the group sparsity concept can be employed under the CS framework [20]–[22] by exploiting all the information

across the frequencies of interest simultaneously to form a more effective solution.

These AOA measurements obtained from individual receivers are then fused together to localize the target with reference to the distributed sensor array network [5], [7], [23]. The maximum likelihood estimator (MLE) is the most commonly used fusion method, where the total errors of the AOA measurements is minimized under the least square sense through a direct grid search method [24], [25]. A number of iterative methods [26] and closed-form location estimators [8], [27] have been proposed for complexity reduction. However, all the aforementioned fusion methods employ the maximum likelihood (ML) criteria based on the AOA measurements processed independently at receivers.

In this paper, we focus on the target localization problem in a distributed sensor array network, and a linear sub-array is placed at each receiver. Although the targets are near-field compared to the entire network, they are far-field as observed from each linear sub-array at receivers. Instead of fusing pre-processed AOAs together for localization, we propose a novel two-dimensional group sparsity based localization method, where the collected information at all receivers are exploited simultaneously by applying the group sparsity concept under the CS framework to estimate the target locations directly, and a better performance can be achieved by the proposed solution compared with the commonly used MLE.

This paper is structured as follows. The distributed sensor array network is introduced in Section II, and the developed group sparsity based two-dimensional target localization method is proposed in Section III. Simulation results are provided in Section IV, and conclusions are drawn in Section V.

## II. SYSTEM MODEL

Consider a general distributed sensor array network as shown in Fig. 1, where there are  $M$  receivers with positions  $U_m(x_m, y_m)$ ,  $m = 1, 2, \dots, M$ , and  $K$  targets located at  $T_k(x_{T_k}, y_{T_k})$ ,  $k = 1, 2, \dots, K$ .

For each receiver, a linear sub-array with  $L_m$  sensors is employed, as shown in Fig. 2, and the set of sensor positions

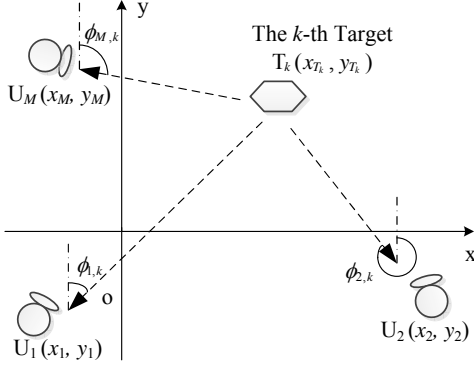


Fig. 1. A typical localization geometry for a distributed sensor array network.

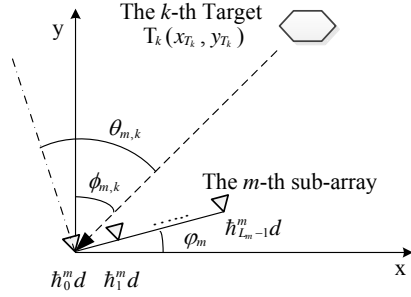


Fig. 2. A general array structure for the  $m$ -th sub-array carried by the corresponding receiver.

at each receiver is expressed as

$$\mathbf{S}_m = \{h_l^m d, 0 \leq l \leq L_m - 1, l \in \mathbb{Z}\}, \quad (1)$$

where  $\mathbb{Z}$  is the set of all integers,  $h_l^m d$  is the position of the  $l$ -th sensor, and the spacing between adjacent physical sensors  $d \leq \lambda/2$  with  $\lambda$  being the signal wavelength.

We use  $\phi_{m,k}$  to represent the angle measured between the direction from the  $k$ -th target to the  $m$ -th receiver and the  $y$ -axis, given by

$$\phi_{m,k} = \arctan 2(\Delta x_{m,k}, \Delta y_{m,k}) = \begin{cases} \arctan\left(\frac{\Delta x_{m,k}}{\Delta y_{m,k}}\right), & \Delta y_{m,k} > 0, \\ \arctan\left(\frac{\Delta x_{m,k}}{\Delta y_{m,k}}\right) + \pi, & \Delta x_{m,k} \geq 0, \Delta y_{m,k} < 0, \\ \arctan\left(\frac{\Delta x_{m,k}}{\Delta y_{m,k}}\right) - \pi, & \Delta x_{m,k} < 0, \Delta y_{m,k} < 0, \\ +\frac{\pi}{2}, & \Delta x_{m,k} > 0, \Delta y_{m,k} = 0, \\ -\frac{\pi}{2}, & \Delta x_{m,k} < 0, \Delta y_{m,k} = 0, \\ \text{undefined}, & \Delta x_{m,k} = 0, \Delta y_{m,k} = 0, \end{cases} \quad (2)$$

where  $\Delta x_{m,k} = x_{T_k} - x_m$ , and  $\Delta y_{m,k} = y_{T_k} - y_m$ .  $\arctan 2(a, b) \in (-\pi, \pi]$  is the four-quadrant inverse tangent of  $a$  and  $b$ , with  $\arctan\left(\frac{a}{b}\right)$  returning the inverse tangent of  $\frac{a}{b}$ .

Define  $\varphi_m$  (measured between the end-fire direction of the linear sub-array and the  $x$ -axis) as the rotation angle of the  $m$ -th sub-array. Clearly, the incident angle of the received signal from the  $k$ -th target based on the  $m$ -th sub-array is  $\theta_{m,k} = \phi_{m,k} + \varphi_m$ . Then we denote  $\mathbf{x}_m[i]$  as the  $L_m \times 1$

observed signal vector at the  $m$ -th sub-array after sampling with a frequency  $f_s$ , and we have

$$\mathbf{x}_m[i] = \mathbf{A}_m(\boldsymbol{\theta}_m) \mathbf{s}_m[i] + \bar{\mathbf{n}}_m[i], \quad (3)$$

where  $\mathbf{s}_m(t) = [s_{m,1}[i], s_{m,2}[i], \dots, s_{m,K}[i]]^T$  is the signal vector with  $s_{m,k}[i]$  representing the signal from the  $k$ -th target received at the  $m$ -th sub-array, and  $\{\cdot\}^T$  denotes the transpose operation.  $\bar{\mathbf{n}}_m[i]$  is the noise vector at the corresponding sub-array, while  $\mathbf{A}_m(\boldsymbol{\theta}_m) = [\mathbf{a}_m(\theta_{m,1}), \mathbf{a}_m(\theta_{m,2}), \dots, \mathbf{a}_m(\theta_{m,K})]$  is the steering matrix, with the steering vector  $\mathbf{a}(\theta_{m,k}, t)$  corresponding to the  $k$ -th target expressed as

$$\mathbf{a}_m(\theta_{m,k}) = \left[ e^{-j\frac{2\pi h_0^m d}{\lambda} \sin(\theta_{m,k})}, \dots, e^{-j\frac{2\pi h_{L_m-1}^m d}{\lambda} \sin(\theta_{m,k})} \right]^T. \quad (4)$$

### III. GROUP SPARSITY BASED TWO-DIMENSIONAL TARGET LOCALIZATION

#### A. AOA Estimation Based on Sparse Representation of Array Covariance Vectors for a Single Sub-Array

Based on the signal model at each receiver in (3), we calculate the covariance matrix as

$$\begin{aligned} \mathbf{R}_{\mathbf{x}_m} &= \mathbf{E} \{ \mathbf{x}_m[i] \mathbf{x}_m^H[i] \} \\ &= \mathbf{A}_m(\boldsymbol{\theta}_m) \mathbf{R}_{\mathbf{s}_m} \mathbf{A}_m^H(\boldsymbol{\theta}_m) + \sigma_m^2 \mathbf{I}_{L_m}, \end{aligned} \quad (5)$$

where  $\mathbf{E}\{\cdot\}$  is the expectation operator, and  $\{\cdot\}^H$  is the Hermitian transpose.  $\sigma_m^2$  represents the noise power at the  $m$ -th receiver,  $\mathbf{R}_{\mathbf{s}_m} = \mathbf{E} \{ \mathbf{s}_m[i] \mathbf{s}_m^H[i] \}$  is the covariance matrix of  $\mathbf{s}_m[i]$ , and  $\mathbf{I}_{L_m}$  is the identity matrix with size of  $L_m \times L_m$ .

By defining  $\mathbf{P}_m = \mathbf{R}_{\mathbf{s}_m} \mathbf{A}_m^H(\boldsymbol{\theta}_m)$ , the covariance matrix can be rewritten as

$$\mathbf{R}_{\mathbf{x}_m} = \mathbf{A}_m(\boldsymbol{\theta}_m) \mathbf{P}_m + \sigma_m^2 \mathbf{I}_{L_m}. \quad (6)$$

To estimate the AOA results under the CS framework, we first generate an overcomplete representation of the steering matrix based on a search grid of  $K_g$  ( $K_g \gg K$ ) potential incident angles  $\theta_{g,0}, \theta_{g,1}, \dots, \theta_{g,K_g-1}$ , given as

$$\mathbf{A}_m(\boldsymbol{\theta}_g) = [\mathbf{a}_m(\theta_{g,0}), \mathbf{a}_m(\theta_{g,1}), \dots, \mathbf{a}_m(\theta_{g,K_g-1})]. \quad (7)$$

Then, we construct a  $K_g \times L_m$  matrix  $\mathbf{P}_{\mathbf{g},m}$  consisting of all entries to be estimated, and  $\mathbf{p}_m^{k_g}$  is used to represent the  $k_g$ -th row vector of  $\mathbf{P}_{\mathbf{g},m}$ . Denote

$$\mathbf{p}_{\mathbf{g},m} = [ \|\mathbf{p}_m^0\|_2, \|\mathbf{p}_m^1\|_2, \dots, \|\mathbf{p}_m^{K_g-1}\|_2 ]^T, \quad (8)$$

where  $\|\cdot\|_2$  is the  $\ell_2$  norm.

The AOA estimation method based on sparse representation of array covariance vectors ( $\ell_1$ -SRACV) [16] can be expressed as

$$\begin{aligned} \min_{\mathbf{p}_{\mathbf{g},m}, \sigma_m^2} & \|\mathbf{p}_{\mathbf{g},m}\|_1 \\ \text{subject to} & \|\mathbf{R}_{\mathbf{x}_m} - \mathbf{A}_m(\boldsymbol{\theta}_g) \mathbf{P}_{\mathbf{g},m} - \sigma_m^2 \mathbf{I}_{L_m}\|_F \leq \varepsilon, \end{aligned} \quad (9)$$

where  $\|\cdot\|_1$  is the  $\ell_1$  norm,  $\|\cdot\|_F$  is the Frobenius norm,  $\mathbf{p}_{\mathbf{g},m}^\circ = [\mathbf{p}_{\mathbf{g},m}, \sigma_m^2]^T$ , and  $\varepsilon$  is the allowable error bound.

It is noted the entries in  $\mathbf{p}_{\mathbf{g},m}$  are the corresponding AOA estimation results over the  $K_g$  search grids, while the noise power  $\sigma_m^2$  is also considered as unknown variable to be estimated. It is also noted that the AOA results obtained from solving the optimization problem in (9), i.e.,  $\tilde{\theta}_m$ , can be converted to the predefined Cartesian coordinate system by  $\tilde{\phi}_m = \tilde{\theta}_m - \varphi_m$ .

### B. Proposed Method Employing the Group Sparsity Concept

For each target located at  $T_k(x_{T_k}, y_{T_k})$ , a unique incident angle  $\theta_{m,k}$  can be obtained and triangulation can be applied for localization. To form a more effective solution, we propose a group sparsity based two-dimensional localization method, referred to as GS-Localization, where a common sparse structure across all the receivers is enforced and therefore the information collected by all sub-arrays can be processed as a whole.

Without loss of generality, we assume that the area of interest in the predefined Cartesian coordinate system is a square shape. It is divided into  $K_x K_y$  grids with  $K_x$  and  $K_y$  being the number of grid points along the x-axis and the y-axis, respectively.  $G(x_{k_x}, y_{k_y})$  ( $k_x = 0, 1, \dots, K_x - 1$  and  $k_y = 0, 1, \dots, K_y - 1$ ) is used to represent the location of the  $(k_x, k_y)$ -th search grid, and the angle  $\theta_{g,m}(k_x, k_y)$  corresponding to the grid  $G(x_{k_x}, y_{k_y})$  and the  $m$ -th sub-array is obtained by

$$\theta_{g,m}(k_x, k_y) = \arctan 2(\Delta x_{m,k_x}, \Delta y_{m,k_y}) + \varphi_m, \quad (10)$$

where

$$\begin{aligned} \Delta x_{m,k_x} &= x_{k_x} - x_m, \\ \Delta y_{m,k_y} &= y_{k_y} - y_m. \end{aligned} \quad (11)$$

Then for each sub-array, we can obtain its array model under the CS framework in the two-dimensional case, expressed as

$$\mathbf{R}_{\mathbf{x}_m} = \mathbf{A}_m(\tilde{\theta}_{g,m})\tilde{\mathbf{P}}_{\mathbf{g},m} + \sigma_m^2 \mathbf{I}_{L_m}, \quad (12)$$

where  $\tilde{\mathbf{P}}_{\mathbf{g},m}$  is a  $K_x K_y \times L_m$  matrix consisting of all variables to be estimated, and its each row vector corresponds to the grid at the same row in  $\tilde{\theta}_{g,m}$ .  $\tilde{\theta}_{g,m}$  is a  $K_x K_y \times 1$  column vector including incident angles at all potential grids, given by

$$\begin{aligned} \tilde{\theta}_{g,m} &= [\theta_{g,m}(0,0), \theta_{g,m}(0,1), \dots, \theta_{g,m}(0, K_y - 1), \\ &\quad \theta_{g,m}(1,0), \theta_{g,m}(1,1), \dots, \theta_{g,m}(1, K_y - 1), \\ &\quad \dots, \\ &\quad \theta_{g,m}(K_x - 1, 0), \dots, \theta_{g,m}(K_x - 1, K_y - 1)]^T. \end{aligned} \quad (13)$$

Based on the array output models, target localization can be performed by forcing the common sparsity in the area of interest among all receivers due to the uniqueness of the incident angle group for each grid  $G(x_{k_x}, y_{k_y})$ .

By vectorizing the signal covariance matrix  $\mathbf{R}_{\mathbf{x}_m}$  in (6), we obtain

$$\tilde{\mathbf{z}}_m = \text{vec}\{\mathbf{R}_{\mathbf{x}_m}\} = \text{vec}\{\mathbf{A}_m(\tilde{\theta}_m)\mathbf{P}_m + \sigma_m^2 \mathbf{I}_{L_m}\}. \quad (14)$$

Then, based on the array signal model under the CS framework in (12), we generate a  $K_x K_y L \times 1$  column vector  $\tilde{\mathbf{b}}_{\mathbf{g}}$  and a  $K_x K_y \times L$  matrix  $\tilde{\mathbf{U}}_{\mathbf{g}}$  as

$$\begin{aligned} \tilde{\mathbf{b}}_{\mathbf{g}} &= [\tilde{\mathbf{b}}_{\mathbf{g},1}^T, \tilde{\mathbf{b}}_{\mathbf{g},2}^T, \dots, \tilde{\mathbf{b}}_{\mathbf{g},M}^T]^T, \\ \tilde{\mathbf{U}}_{\mathbf{g}} &= [\tilde{\mathbf{P}}_{\mathbf{g},1}, \tilde{\mathbf{P}}_{\mathbf{g},2}, \dots, \tilde{\mathbf{P}}_{\mathbf{g},M}], \end{aligned} \quad (15)$$

where

$$\tilde{\mathbf{b}}_{\mathbf{g},m} = \text{vec}\left\{\mathbf{A}_m(\tilde{\theta}_{g,m})\tilde{\mathbf{P}}_{\mathbf{g},m} + \sigma_m^2 \mathbf{I}_{L_m}\right\}, \quad (16)$$

and row vector  $\tilde{\mathbf{u}}_{\mathbf{g}}^{k_g}$ ,  $0 \leq k_g \leq K_x K_y - 1$ , is the  $k_g$ -th row of  $\tilde{\mathbf{U}}_{\mathbf{g}}$ .

All the elements in  $\tilde{\mathbf{u}}_{\mathbf{g}}^{k_g}$  with  $k_g = k_x \cdot K_x + k_y$  are associated with the same grid  $G(x_{k_x}, y_{k_y})$ , sharing the same spatial support in the Cartesian coordinate system, and therefore the group sparsity concept can be applied for target localization.

Finally, the group sparsity based two-dimensional target localization method (GS-Localization) is formulated as

$$\begin{aligned} \min_{\tilde{\mathbf{U}}_{\mathbf{g}}, \sigma_m^2} \quad & \|\tilde{\mathbf{u}}_{\mathbf{g}}^\circ\|_1 \\ \text{subject to} \quad & \|\tilde{\mathbf{z}} - \tilde{\mathbf{b}}_{\mathbf{g}}\|_2 \leq \varepsilon, \end{aligned} \quad (17)$$

where the matrix  $\tilde{\mathbf{U}}_{\mathbf{g}}$  as well as all the noise terms are considered as unknown variables to be estimated, and

$$\begin{aligned} \tilde{\mathbf{z}} &= [\tilde{\mathbf{z}}_1^T, \tilde{\mathbf{z}}_2^T, \dots, \tilde{\mathbf{z}}_M^T]^T, \\ \tilde{\mathbf{u}}_{\mathbf{g}}^\circ &= [\|\tilde{\mathbf{u}}_{\mathbf{g}}^0\|_2, \|\tilde{\mathbf{u}}_{\mathbf{g}}^1\|_2, \dots, \|\tilde{\mathbf{u}}_{\mathbf{g}}^{K_x K_y - 1}\|_2, \tilde{\sigma}_n^2]^T, \end{aligned} \quad (18)$$

with

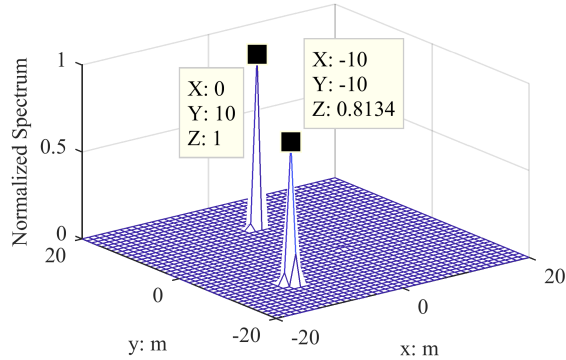
$$\tilde{\sigma}_n^2 = \|\sigma_1^2, \sigma_2^2, \dots, \sigma_M^2\|_2. \quad (19)$$

**Remark 1:** The first  $K_x K_y$  elements of the column vector  $\tilde{\mathbf{u}}_{\mathbf{g}}^\circ$  are the corresponding localization results over the predefined search grids, and the optimization problem in (17) can be solved using the CVX package [28], [29]. Compared with the MLE where the AOA measurements separately estimated at receivers are combined together to obtain the final locations under the least square sense, the information acquired by all the sub-arrays in the distributed sensor array network can be processed jointly in our proposed method, and therefore improved performance can be achieved.

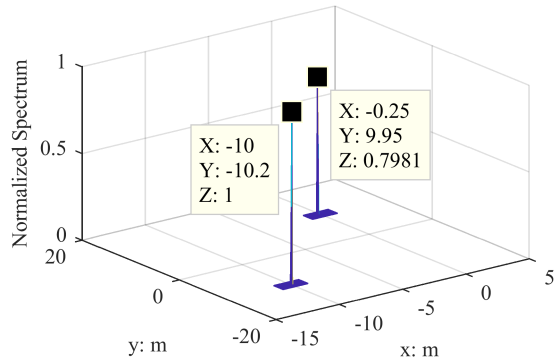
**Remark 2:** Furthermore, to reduce the computational complexity, a grid refining strategy can be employed, where in the first step, a search grid with a large step size is employed in the GS-Localization method to find a coarse position estimation of the targets, i.e.,  $\tilde{T}_k(\tilde{x}_{T_k}, \tilde{y}_{T_k})$ , in the area of interest, followed by a refined search grid covering much smaller areas around the positions  $\tilde{T}_k(\tilde{x}_{T_k}, \tilde{y}_{T_k})$  while a small step size is applied.

## IV. SIMULATION RESULTS

A distributed sensor array network consisting of  $M = 3$  receivers is considered, where a uniform linear sub-array with  $L_m = 4$  ( $m = 1, 2, 3, 4$ ) sensors is equipped at each receiver, and the spacing between adjacent physical sensors is set as  $d = \lambda/2$ . The three receivers are placed at locations  $\mathbf{U}_1(10, -40)$ ,



(a) Localization results for the first step.



(b) Localization results for the second step.

Fig. 3. Localization results obtained by the proposed GS-Localization method.

$U_2(30, 10)$ , and  $U_3(-80, 90)$ , while their rotation angles  $\varphi_m$  are  $5^\circ$ ,  $100^\circ$ , and  $-115^\circ$ , respectively. There are  $K = 2$  targets located at  $T_1(-10, -10)$  and  $T_2(0, 10)$ . Here all the location coordinates are measured in meters. The allowable error bound  $\varepsilon$  is chosen to give the best estimation results through trial-and-error in every experiment, and the MLE with direct grid search method is employed as a comparison.

The square area of  $-20\text{m} \leq x \leq 20\text{m}$  and  $-20\text{m} \leq y \leq 20\text{m}$  is of interest for this target localization problem. In the first step, 1m is the step size for search grid generation within the entire area of interest, and  $\tilde{T}_k(\tilde{x}_{T_k}, \tilde{y}_{T_k})$ ,  $k = 1, 2, \dots, K$  are the estimated locations. Then, a smaller step size of 0.05 m is utilized to generate the search grid in a refined area of  $\tilde{x}_{T_k} - 1 \leq x \leq \tilde{x}_{T_k} + 1$  m and  $\tilde{y}_{T_k} - 1 \leq y \leq \tilde{y}_{T_k} + 1$  m for localization with high accuracy.

For the first set of simulations, the input signal to noise ratio (SNR) is set to 0 dB and the number of snapshots involved is 1000. Figs. 3(a) and 3(b) give the target localization results obtained by the proposed GS-Localization method in two steps, where the two peaks resolved in the predefined Cartesian coordinate system represent the estimated locations of the targets. Obviously, the proposed method can localize the targets effectively, with the estimated results close to the actual target locations.

For the second set of simulations, we compare the root mean

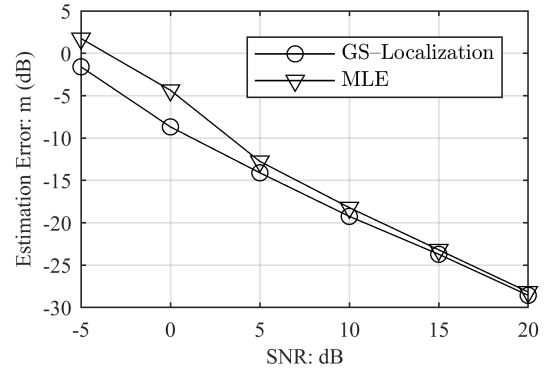


Fig. 4. RMSE results versus input SNRs.

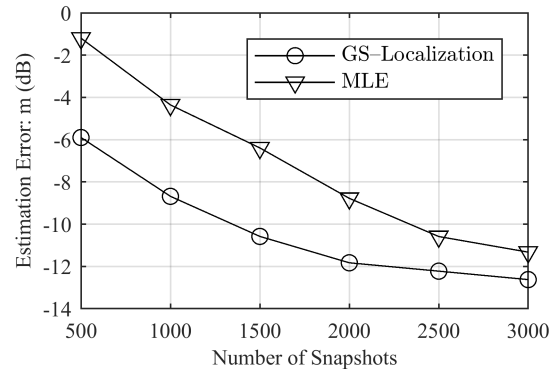


Fig. 5. RMSE results versus the number of snapshots.

square error (RMSE) results of the MLE and the proposed GS-Localization method with respect to the input SNRs, as shown in Fig. 4, where the number of snapshots is fixed at 1000. Both methods are capable of localizing the targets over a wide range of input SNRs, with a better performance achieved by the proposed GS-Localization method especially for low input SNRs.

Finally, as shown in Fig. 5, we analyze the RMSE results of different localization methods versus the number of snapshots. It is clear that the proposed method outperforms the MLE consistently by a big margin, which again verifies the superior performance the proposed group sparsity based solution due to joint simultaneous exploitation of the data acquired by all receivers.

## V. CONCLUSIONS

In this paper, the target localization problem for distributed sensor array networks has been studied. Unlike previous solutions where the separately obtained angle of arrival estimates were fused under the least square case, a group sparsity based two-dimensional target localization method was proposed, where target locations are obtained directly by jointly processing the received signals across all sub-arrays. It has been shown by simulations that this proposed method works effectively over a wide range of input SNRs and number of snapshots, and it outperforms the existing MLE consistently.

## REFERENCES

- [1] C. Liu, D. Fang, Z. Yang, H. Jiang, X. Chen, W. Wang, T. Xing, and L. Cai, "Rss distribution-based passive localization and its application in sensor networks," *IEEE Trans. Wireless Commun.*, vol. 15, no. 4, pp. 2883–2895, Apr. 2016.
- [2] I. Guvenc and C.-C. Chong, "A survey on toa based wireless localization and nlos mitigation techniques," *IEEE Communications Surveys & Tutorials*, vol. 11, no. 3, Aug. 2009.
- [3] M. Gavish and A. J. Weiss, "Performance analysis of bearing-only target location algorithms," *IEEE Trans. Aerosp. Electron. Syst.*, vol. 28, no. 3, pp. 817–828, Jul. 1992.
- [4] G. Destino and G. Abreu, "On the maximum likelihood approach for source and network localization," *IEEE Trans. Signal Process.*, vol. 59, no. 10, pp. 4954–4970, Oct. 2011.
- [5] G. Mao, B. Fidan, and B. D. Anderson, "Wireless sensor network localization techniques," *Computer networks*, vol. 51, no. 10, pp. 2529–2553, 2007.
- [6] T. Lv, F. Tan, H. Gao, and S. Yang, "A beamspace approach for 2-d localization of incoherently distributed sources in massive mimo systems," *Signal Processing*, vol. 121, pp. 30–45, 2016.
- [7] N. Garcia, H. Wymeersch, E. G. Larsson, A. M. Haimovich, and M. Coulon, "Direct localization for massive mimo," *IEEE Trans. Signal Process.*, vol. 65, no. 10, pp. 2475–2487, May 2017.
- [8] H.-J. Shao, X.-P. Zhang, and Z. Wang, "Efficient closed-form algorithms for AOA based self-localization of sensor nodes using auxiliary variables," *IEEE Trans. Signal Process.*, vol. 62, no. 10, pp. 2580–2594, 2014.
- [9] R. O. Schmidt, "Multiple emitter location and signal parameter estimation," *IEEE Trans. Antennas Propag.*, vol. 34, no. 3, pp. 276–280, Mar. 1986.
- [10] R. Roy and T. Kailath, "ESPRIT-estimation of signal parameters via rotational invariance techniques," *IEEE Trans. Acoust., Speech, Signal Process.*, vol. 37, no. 7, pp. 984–995, Jul. 1989.
- [11] D. L. Donoho, "Compressed sensing," *IEEE Trans. Inf. Theory*, vol. 52, no. 4, pp. 1289 – 1306, 2006.
- [12] Q. Shen, W. Liu, W. Cui, and S. Wu, "Underdetermined DOA estimation under the compressive sensing framework: A review," *IEEE Access*, vol. 4, pp. 8865–8878, 2016.
- [13] P. Stoica, P. Babu, and J. Li, "Spice: A sparse covariance-based estimation method for array processing," *IEEE Trans. Signal Process.*, vol. 59, no. 2, pp. 629–638, Feb. 2011.
- [14] Q. Shen, W. Liu, W. Cui, and S. Wu, "Extension of co-prime arrays based on the fourth-order difference co-array concept," *IEEE Signal Process. Lett.*, vol. 23, no. 5, pp. 615–619, May 2016.
- [15] D. Malioutov, M. Çetin, and A. S. Willsky, "A sparse signal reconstruction perspective for source localization with sensor arrays," *IEEE Trans. Signal Process.*, vol. 53, no. 8, pp. 3010–3022, Aug. 2005.
- [16] J. Yin and T. Chen, "Direction-of-arrival estimation using a sparse representation of array covariance vectors," *IEEE Trans. Signal Process.*, vol. 59, no. 9, pp. 4489–4493, Sep. 2011.
- [17] G. Su and M. Morf, "The signal subspace approach for multiple wide-band emitter location," *IEEE Trans. Acoust., Speech, Signal Process.*, vol. 31, no. 6, pp. 1502–1522, Dec. 1983.
- [18] H. Wang and M. Kaveh, "Coherent signal-subspace processing for the detection and estimation of angles of arrival of multiple wide-band sources," *IEEE Trans. Acoust., Speech, Signal Process.*, vol. 33, no. 4, pp. 823–831, Aug. 1985.
- [19] Y.-S. Yoon, L. M. Kaplan, and J. H. McClellan, "TOPS: new DOA estimator for wideband signals," *IEEE Trans. Signal Process.*, vol. 54, no. 6, pp. 1977–1989, Jun. 2006.
- [20] Q. Shen, W. Liu, W. Cui, S. Wu, Y. D. Zhang, and M. G. Amin, "Low-complexity direction-of-arrival estimation based on wideband co-prime arrays," *IEEE/ACM Trans. Audio, Speech, Language Process.*, vol. 23, no. 9, pp. 1445–1456, Sep. 2015.
- [21] Q. Shen, W. Cui, W. Liu, S. Wu, Y. D. Zhang, and M. G. Amin, "Underdetermined wideband DOA estimation of off-grid sources employing the difference co-array concept," *Signal Processing*, vol. 130, pp. 299–304, 2017.
- [22] Q. Shen, W. Liu, W. Cui, S. Wu, Y. D. Zhang, and M. G. Amin, "Focused compressive sensing for underdetermined wideband DOA estimation exploiting high-order difference coarrays," *IEEE Signal Process. Lett.*, vol. 24, no. 1, pp. 86–90, Jan. 2017.
- [23] Z. Wang, J.-A. Luo, and X.-P. Zhang, "A novel location-penalized maximum likelihood estimator for bearing-only target localization," *IEEE Trans. Signal Process.*, vol. 60, no. 12, pp. 6166–6181, Dec. 2012.
- [24] L. M. Kaplan, Q. Le, and N. Molnar, "Maximum likelihood methods for bearings-only target localization," in *IEEE International Conference on Acoustics, Speech, and Signal Processing (ICASSP)*, vol. 5. IEEE, 2001, pp. 3001–3004.
- [25] C. Wang, F. Qi, G. Shi, and X. Wang, "Convex combination based target localization with noisy angle of arrival measurements," *IEEE Wireless Communication Letters*, vol. 3, no. 1, pp. 14–17, Feb. 2014.
- [26] J.-P. Le Cadre and C. Jauffret, "On the convergence of iterative methods for bearings-only tracking," *IEEE Trans. Aerosp. Electron. Syst.*, vol. 35, no. 3, pp. 801–818, Jul. 1999.
- [27] Y. Wang and K. Ho, "An asymptotically efficient estimator in closed-form for 3-D AOA localization using a sensor network," *IEEE Trans. Wireless Commun.*, vol. 14, no. 12, pp. 6524–6535, Dec. 2015.
- [28] M. Grant and S. Boyd. (2013, Dec.) CVX: Matlab software for disciplined convex programming, version 2.0 beta, build 1023. [Online]. Available: <http://cvxr.com/cvx>
- [29] —, "Graph implementations for nonsmooth convex programs," in *Recent Advances in Learning and Control*, ser. Lecture Notes in Control and Information Sciences, V. Blondel, S. Boyd, and H. Kimura, Eds. Springer-Verlag, 2008, pp. 95–110, [http://stanford.edu/~boyd/graph\\_dcp.html](http://stanford.edu/~boyd/graph_dcp.html).