



This is a repository copy of *Zero-magnetic field fractional quantum states*.

White Rose Research Online URL for this paper:
<http://eprints.whiterose.ac.uk/143817/>

Version: Published Version

Article:

Kumar, S., Pepper, M., Holmes, S.N. et al. (4 more authors) (2019) Zero-magnetic field fractional quantum states. *Physical Review Letters*, 122 (8). 086803. ISSN 0031-9007

<https://doi.org/10.1103/PhysRevLett.122.086803>

Reuse

This article is distributed under the terms of the Creative Commons Attribution (CC BY) licence. This licence allows you to distribute, remix, tweak, and build upon the work, even commercially, as long as you credit the authors for the original work. More information and the full terms of the licence here:
<https://creativecommons.org/licenses/>

Takedown

If you consider content in White Rose Research Online to be in breach of UK law, please notify us by emailing eprints@whiterose.ac.uk including the URL of the record and the reason for the withdrawal request.



eprints@whiterose.ac.uk
<https://eprints.whiterose.ac.uk/>

Zero-Magnetic Field Fractional Quantum States

S. Kumar,^{1,2,*} M. Pepper,^{1,2} S. N. Holmes,³ H. Montagu,^{1,2} Y. Gul,^{1,2} D. A. Ritchie,⁴ and I. Farrer^{4,5}

¹London Centre for Nanotechnology, 17-19 Gordon Street, London WC1H 0AH, United Kingdom

²Department of Electronic and Electrical Engineering, University College London, Torrington Place, London WC1E 7JE, United Kingdom

³Toshiba Research Europe Limited, Cambridge Research Laboratory, 208 Cambridge Science Park, Milton Road, Cambridge CB4 0GZ, United Kingdom

⁴Cavendish Laboratory, J.J. Thomson Avenue, Cambridge CB3 0HE, United Kingdom

⁵Now at Department of Electronic and Electrical Engineering, University of Sheffield, Mappin Street, Sheffield S1 3JD, United Kingdom



(Received 12 June 2018; published 28 February 2019)

Since the discovery of the fractional quantum Hall effect in 1982 there has been considerable theoretical discussion on the possibility of fractional quantization of conductance in the absence of Landau levels formed by a quantizing magnetic field. Although various situations have been theoretically envisaged, particularly lattice models in which band flattening resembles Landau levels, the predicted fractions have never been observed. In this Letter, we show that odd and even denominator fractions can be observed, and manipulated, in the absence of a quantizing magnetic field, when a low-density electron system in a GaAs based one-dimensional quantum wire is allowed to relax in the second dimension. It is suggested that such a relaxation results in formation of a zigzag array of electrons with ring paths which establish a cyclic current and a resultant lowering of energy. The behavior has been observed for both symmetric and asymmetric confinement but increasing the asymmetry of the confinement potential, to result in a flattening of confinement, enhances the appearance of new fractional states. We find that an in-plane magnetic field induces new even denominator fractions possibly indicative of electron pairing. The new quantum states described here have implications both for the physics of low dimensional electron systems and also for quantum technologies. This work will enable further development of structures which are designed to electrostatically manipulate the electrons for the formation of particular configurations. In turn, this could result in a designer tailoring of fractional states to amplify particular properties of importance in future quantum computation.

DOI: [10.1103/PhysRevLett.122.086803](https://doi.org/10.1103/PhysRevLett.122.086803)

The discovery of the integer and fractional quantum Hall effects, IQHE and FQHE, in two-dimensional (2D) systems in the presence of a quantizing magnetic field stimulated enormous theoretical and experimental activity [1–6]. The first suggestion that a magnetic field was not essential was from Haldane [7] who considered a filled, tight binding, band based on a honeycomb lattice. This system would show the quantization if time reversal symmetry were to be broken by a spatially inhomogeneous magnetic field whose average value was zero. Numerical calculations showed that a band formed from a regular tight binding lattice could resemble a Landau level by being sufficiently flat, and almost dispersionless, so that the kinetic energy is minimized. In this situation, it was found that a localized wave

function model predicted energy minima at filling factors of $1/3$ and $1/5$ on the basis of nearest and next nearest neighbor interactions [8]. In this respect, such lattice models could resemble a composite fermion model [9], in which flux quanta act as lattice sites. However, there were no reports of experimental observations of fractional quantization of conductance until very recently when quasi-1D hole conduction in germanium quantum wires [10], corresponded to charge values of $e/2$ and $e/4$.

A 1D system, defined by means of split gate [11] with an additional top gate on a 2D electron gas, exhibits quantized conductance at values of $2ne^2/h$, where n is an integer $1, 2, 3, \dots$ [12,13]. If the confinement is reduced, so allowing the electrons to relax in the second dimension, the energy levels are determined by both the electron-electron interaction and the spatial confinement. This situation has been investigated in detail both experimentally [14–16] and theoretically [17–19]. It is found that as the role of the interaction (confinement) increases (decreases), so a line of electrons adopts a zigzag or two-row configuration to

Published by the American Physical Society under the terms of the [Creative Commons Attribution 4.0 International license](https://creativecommons.org/licenses/by/4.0/). Further distribution of this work must maintain attribution to the author(s) and the published article's title, journal citation, and DOI.

minimize their mutual repulsion [17], which has been imaged recently [20]. In the present work, we have utilized quasi-1D electrons and show that there is a range of parameter space such as confinement conditions and carrier concentration which support a mix of conductance fractionalization in the relaxed 1D configuration [21].

The devices used in the present work were fabricated from GaAs/AlGaAs heterostructures grown using molecular beam epitaxy. The two-dimensional electron gas (2DEG) formed up to 290 nm beneath the surface had a low-temperature mobility of 1.6×10^6 cm²/V s (2.0×10^6 cm²/V s), and an electron density of 9.0×10^{10} cm⁻² (1.0×10^{11} cm⁻²) for sample 1 (sample 2); see the Supplemental Material, Ref. [22]. A pair of split gates of length (width) of 0.4 μ m (0.7 μ m), and a top gate of length 1 μ m separated by a 300 nm thick insulating layer of cross-linked poly (methyl methacrylate) (PMMA) were patterned by a standard lithographic technique, see the cartoon in the inset of Fig. 1(a)[16]. In all experiments, the two-terminal differential conductance (G) measurements in the Ohmic and non-Ohmic (nonlinear) regimes were performed by sweeping the split gate voltage, V_{sg} , in the presence of an excitation voltage of 10 μ V at 73 Hz in a cryofree dilution refrigerator with a lattice temperature of 25 mK [23,24].

Figure 1(a) shows results on a 1D channel where G is measured as a function of increasing the asymmetry of the confinement potential by applying an offset, ΔV_{sg} , to one

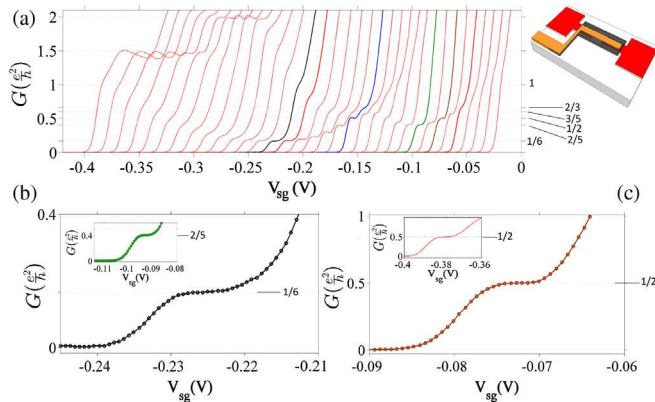


FIG. 1. Conductance characteristics of a top-gated split gate device as a function of asymmetry and width of the confinement potential (sample 1, cooldown 1). Inset on the right side in (a) shows a schematic diagram of the device; split gates are shown in red; PMMA is shown in gray sandwiched between the split gates and the top gate (orange). (a) At $V_{tg} = -0.36$ V, the offset or asymmetry between the split gates, ΔV_{sg} was incremented from 0.65 (left) to 0.98 V (right) in steps of 10 mV so widening the channel and flattening the confinement. (b) Main and inset, and (c) show close-up views of fractional states at 1/6, 2/5, and 1/2, respectively, as seen in (a). An inset in (c) shows a close-up of the 1/2 fractional state in a symmetric confinement potential in sample 2 (cooldown 1) at $V_{tg} = -0.6$ V. A horizontal offset of 4 mV was set between the consecutive traces in (a) for clarity.

of the split gates with the two gates then being swept together. The net effect of the offset was to push the conducting channel sideways and increase its width. The top gate voltage V_{tg} is kept constant at -0.36 V, the initial 2D carrier concentration, n_{2D} was 5×10^{10} cm⁻². In the discussion of this and subsequent figures, all fractions are in units of e^2/h , and the fractional states corresponding to the flattest plateaus are labeled in the right vertical axis. On the left, the $0.7(2e^2/h)$ structure, appearing at 1.5, and a change of gradient at 1 are present. The $0.7(2e^2/h)$ structure disappears with an increase in channel width when a structure emerges near 2 which gradually drops to flatten very close to $3/5$, as confinement is further weakened it persists in the vicinity before disappearing. The structure at 1 (extreme left) rapidly drops on increasing the channel width to form a distinct plateau at $1/6$ where it remains with increasing width before turning into a structure that increases in value until merging with the plateau at $3/5$, this then drops with increasing width to become flat at $2/5$, shown in the green trace. The flattening at $2/5$ was a minimum in the conductance as the structure then increased with increasing width with a minimum gradient at $1/2$ before disappearing, at which stage the conduction rises rapidly indicating that a 2D transition has occurred.

We define a plateau by a minimum in gradient (increasing flatness) whereas the change between plateau values has a distinct slope. Although we consider that stable quantum states are indicated by the flattest plateaus there are cases in this Letter where a plateau starts with a slope and then contains a flat part. Occasionally there is a slope that remains constant with a change in gate voltages; possibly this may be an indication of the stability of the fractional states. However, here we just consider the minimum gradient structure.

We consistently found the following as stable states $1/6$, $2/5$, $1/2$; a $2/3$ plateau was frequently found with a slight slope, and the $3/5$ plateau was often present but slightly below the expected fractional value. We estimated the accuracy of plateaus corresponding to the flattest fractions was 1 in 10^4 for a split gate voltage length for the $1/6$, $1/2$, and $2/5$ fractional states, respectively. The absolute value and length of plateau for these fractions is over 2, (error 0.8%), 3.3, (error 0.2%), and 3.4 mV, (error 0.2%), respectively. It is noteworthy that whereas the odd denominator fractions have been observed in the FQHE, the $1/6$ and $1/2$ have not been observed before although a $1/2$ is found in a higher Landau level, $5/2$. The main plot and inset in Fig. 1(b) and Fig. 1(c) show a close-up of the $1/6$, $2/5$, and $1/2$ plateaus in an asymmetric confinement potential [from Fig. 1(a)]. Also, we observed the fractional plateau at $1/2$ for asymmetric confinement potential in sample 2 [inset, Fig. 1(c)].

Figure 2 illustrates the sensitivity of the system to a change in carrier concentration at a fixed in-plane magnetic

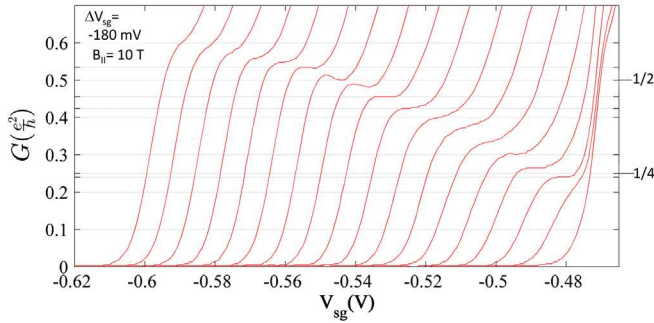


FIG. 2. Effect of variation of carrier concentration on the conductance in the presence of B_{II} (sample 2, cooldown 2). V_{tg} was varied from -0.45 (left) to -0.62 V (right) in steps of -10 mV, at $B_{II} = 10$ T; $\Delta V_{sg} = -180$ mV.

field, $B_{II} = 10$ T normal to the current direction. A fixed offset on the split gate voltage produces an asymmetric, wide confinement and the higher integer plateaus 1, 2, 3 (e^2/h) are not found. Each plot corresponds to a more negative top gate voltage producing a decreasing n_{2D} from left to right in the range $(4.0 - 1.0) \times 10^{10} \text{ cm}^{-2}$; see Supplemental Material, Ref. [22]. It is seen that a weak structure on the left drops in value until it flattens on either side of a conductance value of $1/2$. The traces on either side of the indexed $1/2$ exhibit flat plateau in the range $6/11$ to $5/11$; we suggest that this indicates a band of stable states within these limits. Outside the limits, the structure develops a gradient that alternates in sign. On further reducing the carrier concentration, the structure drops in value and flattens before disappearing, indicating a transition to 2D behavior for maximum channel width. Flat plateaus form on both sides of the $1/4$ between limits of $3/10$ and $6/25$, indicating that there is a band of stable states which are located around the $1/4$ in a similar way to the states in the vicinity of $1/2$. There is a resemblance here to the observations reported for holes in Ge [10]. The theoretical discussion on the $5/2$ plateau in the FQHE suggests its origin to stem from a pairing of two $1/4$ states [25] and has stimulated considerable interest in quantum technology applications as it is thought to be non-Abelian. The similarity in the behavior of the structure near the $1/2$ and $1/4$ values found here indicates that they are linked. The band of states around the $1/4$ and $1/2$ may be related to the proposed non-Abelian nature of the $1/4$ in that the differing details of the exchange path provide distinct states that are degenerate. The differences due to the small changes in the confinement provide a different exchange path; the change in confinement energy alters the level energy to provide the band around the $1/4$. Similar considerations apply to the formation of the band around the $1/2$, particularly if this arises from pairs of $1/4$ states.

The sensitivity to the magnitude of in-plane magnetic field is shown in more detail in Fig. 3, where both $n_{2D} = 5 \times 10^{10} \text{ cm}^{-2}$ and the offset voltage are held constant. The

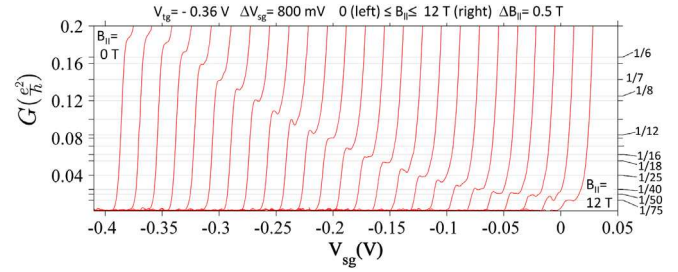


FIG. 3. Effect of variation of B_{II} on the fractional states (sample 1, cooldown 1). B_{II} was varied from 0 (left) to 12 T (right) in steps of 0.5 T; $V_{tg} = -0.36$ V; $\Delta V_{sg} = 800$ mV.

structure on the left commences movement when the field is applied and continues to decrease as the field is increased. The gradient of the structure varies continually with increasing B_{II} but there are regions of flatness, or minimal gradient, which occur in the vicinity of $1/6$, $1/7$, $1/12$, $1/16$, $1/18$, and, surprisingly, near $1/25$, at the highest values of B the conductance drops sharply and much smaller values of conductance plateaus are observed as if the square of a fractional state (i.e., $1/25$, $1/40$, $1/50$, $1/75$) is involved [26]. The continual movement of the structure with B_{II} , from a small value, implies that it is not related to spin but, rather, is dependent on flux.

In order to investigate the nature of the conduction process, we have measured the differential conductance as the source-drain voltage (V_{sd}) was increased into the non-Ohmic regime. It is a well-known fact that the differential conductance becomes one-half of its value in the non-Ohmic regime due to the lifting of the momentum degeneracy [27,28]. Figure 4(a) shows a conductance plateau at $2/5$ at $V_{sd} = 0$ V (right); on increasing V_{sd} the structure eventually flattens and settles at $1/5$. This result indicates a fractional band conduction is occurring as opposed to a fractional transmission coefficient which will behave in a different manner with source-drain voltage and tend to increase so increasing the differential conductance. Also, as the differential conductance decreased towards the $1/5$ a plateau emerged at $1/4$ perhaps indicating that another state was attempting to form as the conducting level was pulled further down below the source potential and the carrier concentration increased. However, the observation of the $1/5$ indicates the stability of this state for the confinement conditions.

Figure 4(b) shows the differential conductance of an Ohmic fractional plateau at $1/2$ in a symmetrical confinement. The differential conductance drops, as expected, with increasing V_{sd} but attempts to flatten and form a plateau at $1/3$ followed by a flattening at $3/10$ with intervening structure. The structure always remains slightly above the value of $1/4$ produced by the lifting of the momentum degeneracy. The conversion of the $1/2$ into a non-Ohmic differential of $1/3$ implies that this state is derived from an Ohmic $2/3$; the states then appear as if almost degenerate

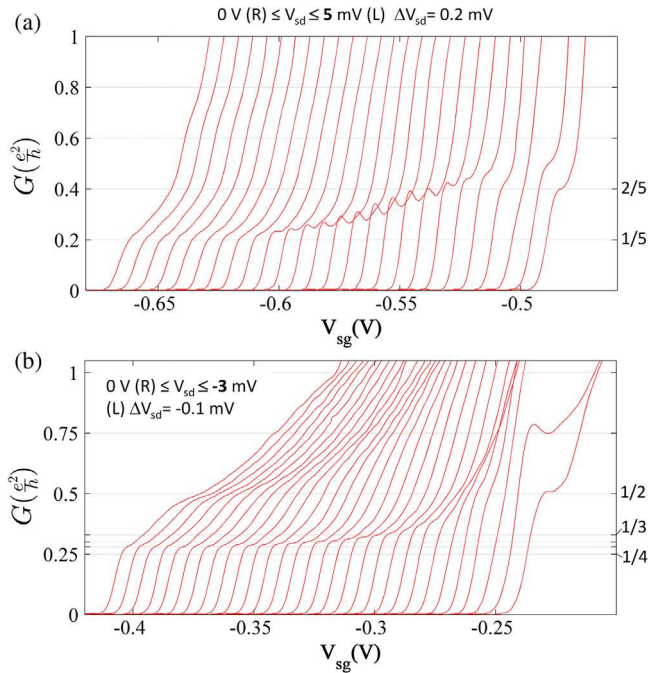


FIG. 4. Effect of dc source-drain bias on the fractional conductance. (a) The source-drain bias, V_{sd} was incremented from 0 (right, R) to 5 mV (left, L) in steps of 0.2 mV; $\Delta V_{sg} = 955$ mV, $V_{tg} = -0.36$ V (sample 1, cooldown 2). (b) Investigation of an Ohmic $1/2$ structure; V_{sd} was incremented from 0 (R) to -3 mV (L) in steps of -0.1 mV; $\Delta V_{sg} = 0$ mV, $V_{tg} = -0.62$ V (sample 2, cooldown 3).

with only small changes in energy required for a conversion process, see Supplemental Material [22].

The momentum of the electron system should remain constant for two conductance values where there is only a small change in confinement and is given by $N(E)m^*v dE$, where $N(E)$ is the density of states at the Fermi level, v is the electron group velocity, m^* is the electron effective mass, and $dE = eV_{sd}$ is the energy spread of the injected electrons. For a small change in confinement potential and constant V_{sd} the momentum should be constant, consequently, the difference in the current, $N(E)v dE e^*$, indicates a change in the effective charge e^* . However such confirmation requires a direct charge measurement as has been accomplished in measurements of shot noise [29].

There has been discussion of spin phases due to various patterns of ring exchange in the zigzag [17,18], and in two dimensions it has been proposed as a mechanism of fractionalization [30,31], although in the absence of a quantizing magnetic field the ring exchange can increase the electron energy [32]. However, in the quasi-1D zigzag regime, in which a line of electrons splits into two, the transverse localization of the electrons contributes to the energy of the system and the latter can be reduced by the increase in spatial freedom given by a cyclic rotation [33]. We suggest that this drives the correlated rotational motion responsible for the fractionalization. The various fractions

observed correspond to different ring configurations which are dependent on the shape of the confinement potential and carrier concentration, these form a band separated by a gap from the main 1D band.

The pronounced and continuous changes in conductance with $B_{||}$, from a small value, indicate that the system is responding to the change in flux rather than a simple spin polarization. With increasing field, we have identified minimum gradient plateaus at $1/6$, $1/12$, $1/18$. This pattern may indicate a more complex pattern of cyclic motion involving pairing [34]. Although the effects of the interaction are most apparent in the plane of the electron gas there will be a correlated motion normal to the plane, to reduce the repulsion, which couples to the parallel magnetic field. In this context, it is interesting that studies of the $5/2$ fraction in the FQHE have indicated that there is a dependence on the wave function normal to the plane [25].

Given the low carrier concentration used here, it is possible that the termination of the even-denominator series is due to all the electrons in the channel forming a collective state. The final rapid drop in the plateau values may indicate a change in mechanism to a dependence on the square of fractional charge. Measurement of charge [29] of the states identified here will be of importance in this regard. An interesting feature is the difference between these results and those where charge enters as a square as with holes in Ge [10], perhaps indicating a variation in the strength of the coupling due to the difference between s and p basis wave functions.

To summarize, at very low values of carrier concentration, $< 6 \times 10^{10} \text{ cm}^{-2}$, we propose that the interactions between the electrons create correlated motion and fractional behavior in the absence of a magnetic field which is very different to that observed in the FQHE. There may be implications for quantum information schemes in the possible non-Abelian nature of the $1/4$ state and perhaps other even fractions. We have used the simplest structures for this investigation and the nature of the confinement may be altered by the electrons as with edge state reconstruction in the 2D case [35]. More sophisticated structures will allow a more precise probe of these new states and open new avenues in the design and tailoring of fractions with specific properties.

The work is funded by the Engineering and Physical Sciences Research Council, United Kingdom.

* sanjeev.kumar@ucl.ac.uk

- [1] D. C. Tsui, H. L. Stormer, and A. C. Gossard, *Phys. Rev. Lett.* **48**, 1559 (1982).
- [2] R. Roy and S. L. Sondhi, *Physics* **4**, 46 (2011).
- [3] A. Stern, *Nature (London)* **464**, 187 (2010).
- [4] E. Tang, J. W. Mei, and X. G. Wen, *Phys. Rev. Lett.* **106**, 236802 (2011).

- [5] T. Neupert, L. Santos, C. Chamon, and C. Mudry, *Phys. Rev. Lett.* **106**, 236804 (2011).
- [6] B. I. Halperin, *Phys. Rev. B* **25**, 2185 (1982).
- [7] F. D. M. Haldane, *Phys. Rev. Lett.* **61**, 2015 (1988).
- [8] D. Sheng, Z.-C. Gu, K. Sun, and L. Sheng, *Nat. Commun.* **2**, 389 (2011).
- [9] J. Jain, *Adv. Phys.* **41**, 105 (1992).
- [10] Y. Gul, S. Holmes, M. Myronov, S. Kumar, and M. Pepper, *J. Phys. Condens. Matter* **30**, 09LT01 (2018).
- [11] T. J. Thornton, M. Pepper, H. Ahmed, D. Andrews, and G. J. Davies, *Phys. Rev. Lett.* **56**, 1198 (1986).
- [12] D. A. Wharam, T. J. Thornton, R. Newbury, M. Pepper, H. Ahmed, J. E. F. Frost, D. G. Hasko, D. C. Peacock, D. A. Ritchie, and G. A. C. Jones, *J. Phys. C* **21**, L209 (1988).
- [13] B. J. Van Wees, H. Van Houten, C. W. J. Beenakker, J. G. Williamson, L. P. Kouwenhoven, D. Van der Marel, and C. T. Foxon, *Phys. Rev. Lett.* **60**, 848 (1988).
- [14] W. K. Hew, K. J. Thomas, M. Pepper, I. Farrer, D. Anderson, G. A. C. Jones, and D. A. Ritchie, *Phys. Rev. Lett.* **102**, 056804 (2009).
- [15] L. W. Smith, W. K. Hew, K. J. Thomas, M. Pepper, I. Farrer, D. Anderson, G. A. C. Jones, and D. A. Ritchie, *Phys. Rev. B* **80**, 041306 (2009).
- [16] S. Kumar, K. J. Thomas, L. W. Smith, M. Pepper, G. L. Creeth, I. Farrer, D. Ritchie, G. Jones, and J. Griffiths, *Phys. Rev. B* **90**, 201304 (2014).
- [17] J. S. Meyer and K. Matveev, *J. Phys. Condens. Matter* **21**, 023203 (2009).
- [18] A. D. Kironomos, J. S. Meyer, T. Hikihara, and K. A. Matveev, *Phys. Rev. B* **76**, 075302 (2007).
- [19] G. Piacente, G.-Q. Hai, and F. M. Peeters, *Phys. Rev. B* **81**, 024108 (2010).
- [20] S.-C. Ho *et al.*, *Phys. Rev. Lett.* **121**, 106801 (2018).
- [21] We propose that a stable state is indicated by a flat plateau in that this shows the conductance to be a constant despite the change in confinement potential or carrier concentration. Termination of the plateau is observed when the system moves to a new configuration with further change in confinement conditions.
- [22] See Supplemental Material at <http://link.aps.org/supplemental/10.1103/PhysRevLett.122.086803> for further details on wafers, experimental setup, and extended figures corresponding to Figs. 2 and 4.
- [23] In all devices studied here the conductance characteristics were free from fluctuations, plateau appeared along with intervening transitions, and we identified stable fractional states by the plateau which remained flat with a change in the confinement potential. Four samples from two different wafers were used and all showed to a different degree the effects discussed here.
- [24] As is well known the effect of illumination by a red light emitting diode (LED) is to reduce the concentration of charged defects near the electron system resulting in a smoother potential, and an enhanced quantum lifetime [M. J. Manfra, *Annu. Rev. Condens. Matter Phys.* **5**, 347 (2014); M. Samani, A. V. Rossokhaty, E. Sajadi, S. Lüscher, J. A. Folk, J. D. Watson, G. C. Gardner, and M. J. Manfra, *Phys. Rev. B* **90**, 121405 (2014)]; In view of the importance of a small amount of disorder in producing wider plateaus in quantum Hall studies [A. H. MacDonald, K. L. Liu, S. M. Girvin, and P. M. Platzman, *Phys. Rev. B* **33**, 4014 (1986)], we avoided illumination.
- [25] R. Willett, *Rep. Prog. Phys.* **76**, 076501 (2013).
- [26] Y. Oreg, E. Sela, and A. Stern, *Phys. Rev. B* **89**, 115402 (2014).
- [27] T.-M. Chen, A. Graham, M. Pepper, I. Farrer, and D. Ritchie, *Appl. Phys. Lett.* **93**, 032102 (2008).
- [28] T.-M. Chen, M. Pepper, I. Farrer, G. A. C. Jones, and D. A. Ritchie, *Phys. Rev. Lett.* **109**, 177202 (2012).
- [29] R. De-Picciotto, M. Reznikov, M. Heiblum, V. Umansky, G. Bunin, and D. Mahalu, *Nature (London)* **389**, 162 (1997).
- [30] S. A. Kivelson, C. Kallin, D. P. Arovas, and J. R. Schrieffer, *Phys. Rev. B* **37**, 9085 (1988).
- [31] S. Kivelson, C. Kallin, D. P. Arovas, and J. R. Schrieffer, *Phys. Rev. B* **36**, 1620 (1987).
- [32] D. J. Thouless and Q. Li, *Phys. Rev. B* **36**, 4581 (1987).
- [33] E. Cornfeld and E. Sela, *Phys. Rev. B* **92**, 115446 (2015).
- [34] C. L. Kane, A. Stern, and B. I. Halperin, *Phys. Rev. X* **7**, 031009 (2017).
- [35] R. Sabo, I. Gurman, A. Rosenblatt, F. Lafont, D. Banitt, J. Park, M. Heiblum, Y. Gefen, V. Umansky, and D. Mahalu, *Nat. Phys.* **13**, 491 (2017).