



This is a repository copy of *Constitutional courts and citizens' perceptions of judicial systems in Europe*.

White Rose Research Online URL for this paper:
<https://eprints.whiterose.ac.uk/141341/>

Version: Supplemental Material

Article:

Navarrete, R. and Castillo Ortiz, P.J. orcid.org/0000-0003-4540-1855 (2020) Constitutional courts and citizens' perceptions of judicial systems in Europe. *Comparative European Politics*, 18 (2). pp. 128-150. ISSN 1472-4790

<https://doi.org/10.1057/s41295-019-00154-9>

The final publication is available at Springer via <https://doi.org/10.1057/s41295-019-00154-9>

Reuse

Items deposited in White Rose Research Online are protected by copyright, with all rights reserved unless indicated otherwise. They may be downloaded and/or printed for private study, or other acts as permitted by national copyright laws. The publisher or other rights holders may allow further reproduction and re-use of the full text version. This is indicated by the licence information on the White Rose Research Online record for the item.

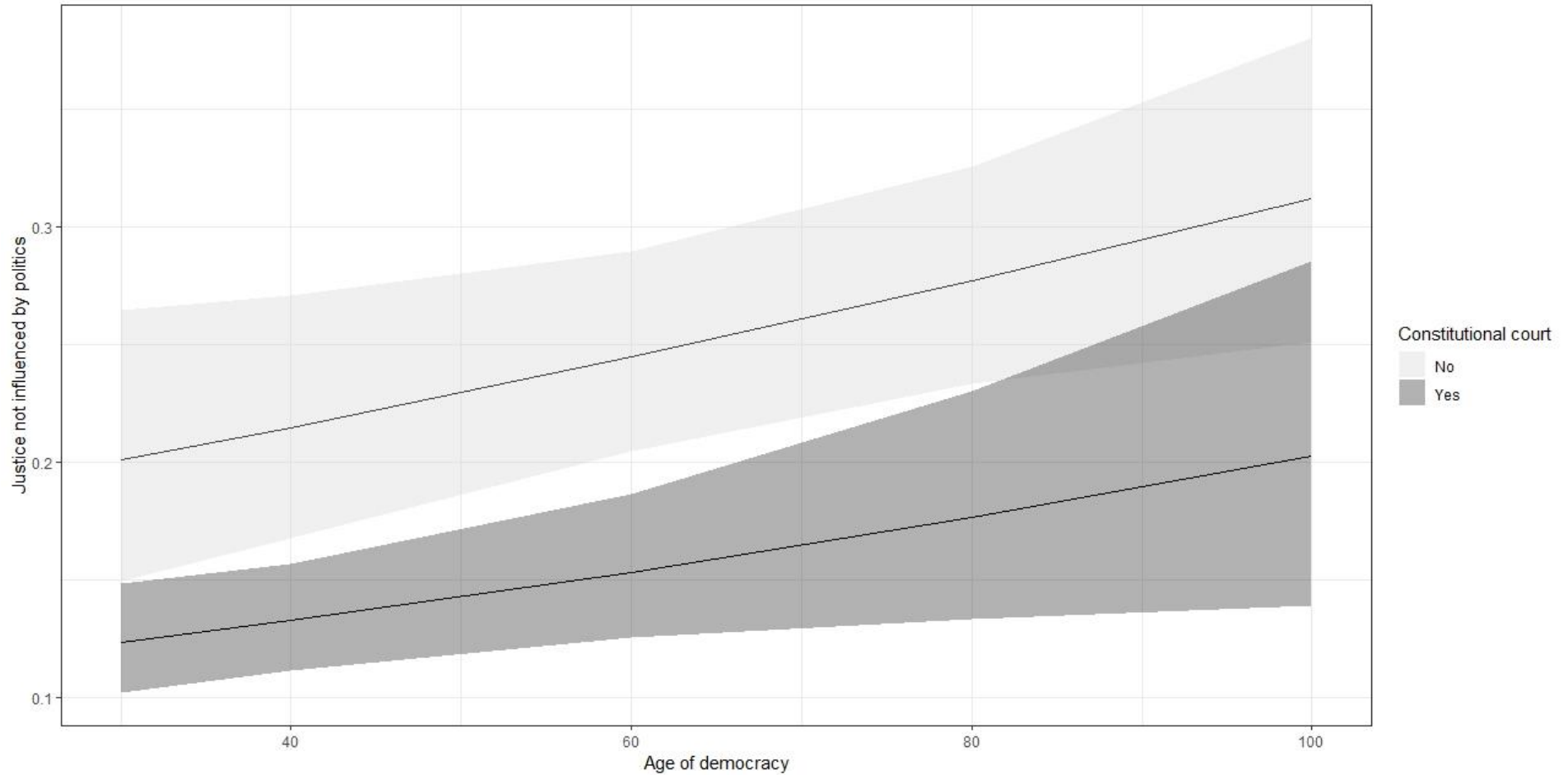
Takedown

If you consider content in White Rose Research Online to be in breach of UK law, please notify us by emailing eprints@whiterose.ac.uk including the URL of the record and the reason for the withdrawal request.



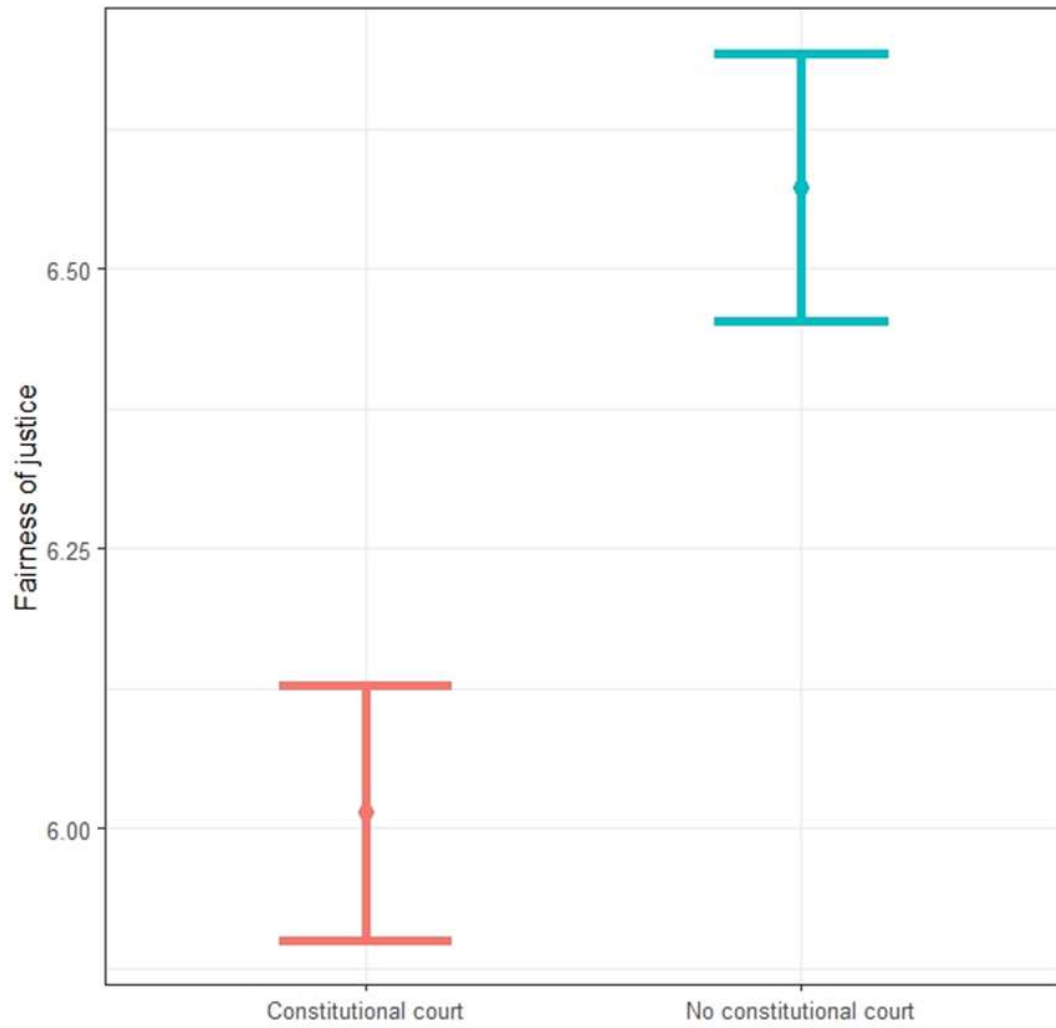
eprints@whiterose.ac.uk
<https://eprints.whiterose.ac.uk/>

Figure 1. Probability of perceiving justice as independent from politics.



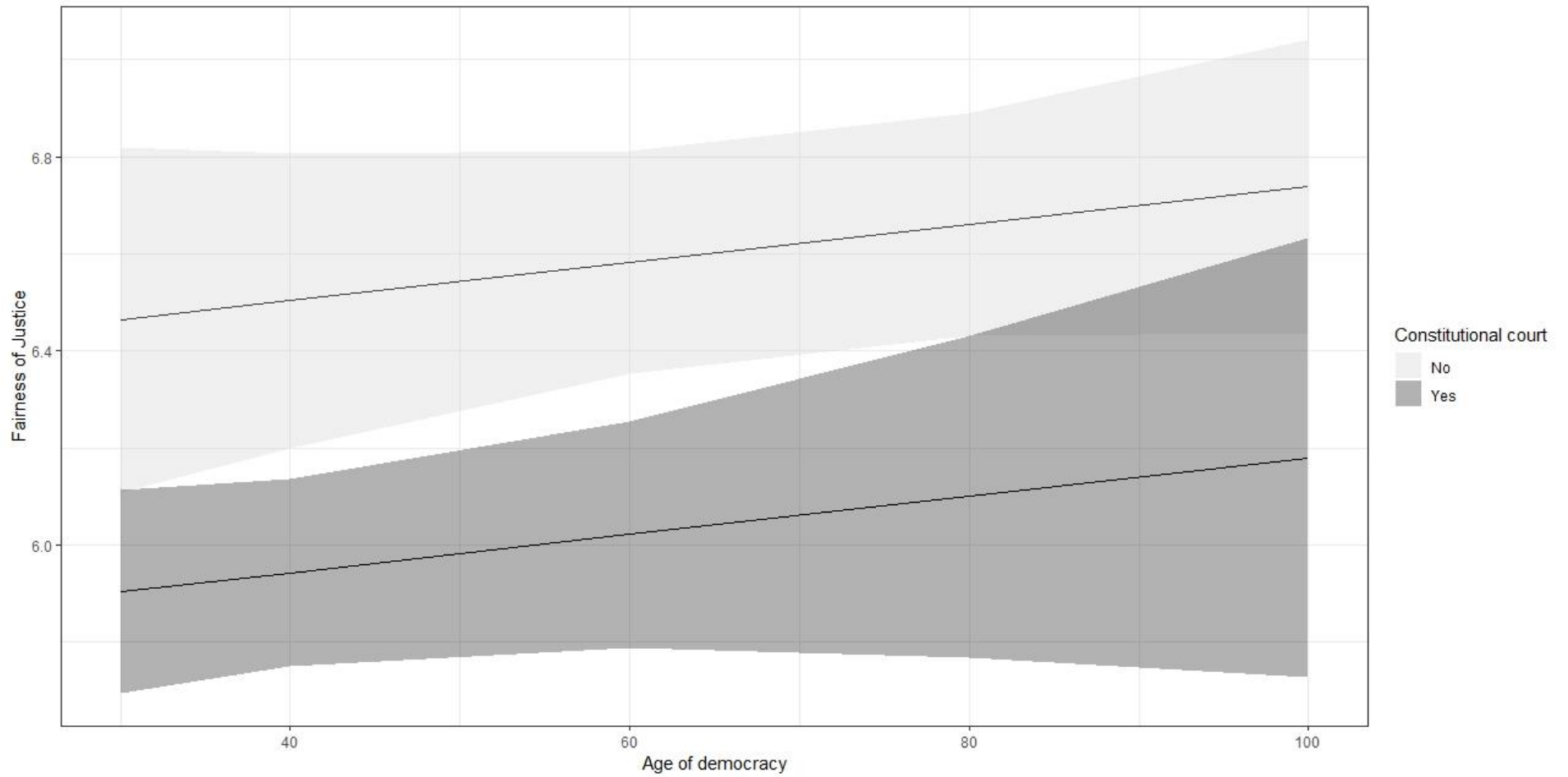
Note: Predicted probabilities of 'Justice not influence by politics' are average adjusted predictions (AAP) based on the third model presented in Table 2. Adjusted predictions with 95% confidence.

Figure 2. Marginal effects of the perceived fairness of justice by constitutional court.



Note: Predicted values based on the third model presented in Table 3 with 95% confidence intervals.

Figure 3. Marginal effects of perceived fairness of justice over age of democracy by constitutional court.



Note: Predictions based on the third model presented in Table 3 with 95% confidence intervals.