



UNIVERSITY OF LEEDS

This is a repository copy of *Global trends in colorectal cancer mortality: projections to the year 2035*.

White Rose Research Online URL for this paper:
<http://eprints.whiterose.ac.uk/138406/>

Version: Accepted Version

Article:

Araghi, M, Soerjomataram, I, Jenkins, M et al. (4 more authors) (2019) Global trends in colorectal cancer mortality: projections to the year 2035. *International Journal of Cancer*, 144 (12). pp. 2992-3000. ISSN 0020-7136

<https://doi.org/10.1002/ijc.32055>

© 2018 UICC. This is the peer reviewed version of the following article: Araghi, M, Soerjomataram, I, Jenkins, M et al. (4 more authors) (2018) Global trends in colorectal cancer mortality: projections to the year 2035. *International Journal of Cancer*. ISSN 0020-7136, which has been published in final form at <https://doi.org/10.1002/ijc.32055>. This article may be used for non-commercial purposes in accordance with Wiley Terms and Conditions for Use of Self-Archived Versions.

Reuse

Items deposited in White Rose Research Online are protected by copyright, with all rights reserved unless indicated otherwise. They may be downloaded and/or printed for private study, or other acts as permitted by national copyright laws. The publisher or other rights holders may allow further reproduction and re-use of the full text version. This is indicated by the licence information on the White Rose Research Online record for the item.

Takedown

If you consider content in White Rose Research Online to be in breach of UK law, please notify us by emailing eprints@whiterose.ac.uk including the URL of the record and the reason for the withdrawal request.



eprints@whiterose.ac.uk
<https://eprints.whiterose.ac.uk/>

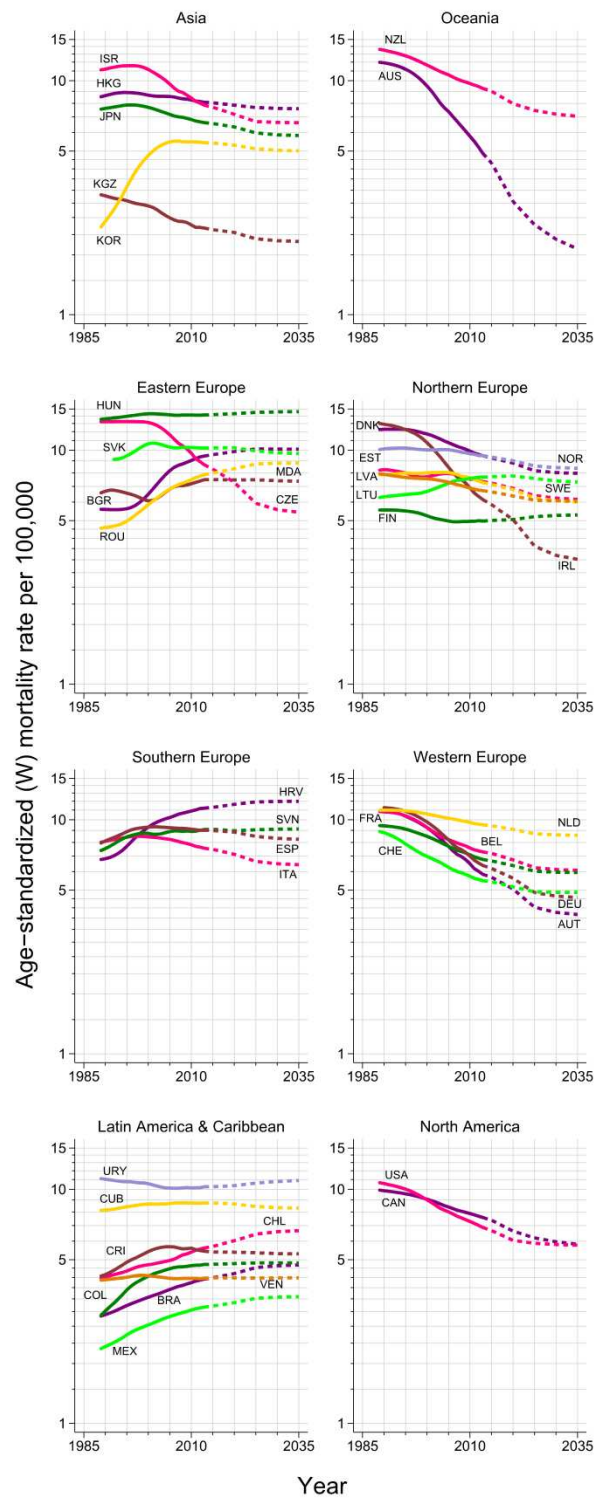


Figure 1. Trends in colon cancer mortality: observed (solid lines) and predicted rates (dashed lines). Age-standardized (W: World) rates per 100,000.

Australia=AUS, Austria=AUT, Belgium=BEL, Brazil=BRA, Bulgaria=BGR, Canada=CAN, Chile=CHL, China, Hong Kong=HKG, Colombia=COL, Costa Rica=CRI, Croatia=HRV, Cuba=CUB, Czech Republic=CZE, Denmark=DNK, Estonia=EST, Finland=FIN, France=FRA, Germany=DEU, Hungary=HUN, Ireland=IRL, Israel=ISR, Italy=ITA, Japan=JPN, Kyrgyzstan=KGZ, Latvia=LVA, Lithuania=LTU, Mexico=MEX, Moldova=MDA, New Zealand=NZL, Norway=NOR, Republic of Korea=KOR, Romania=ROU, Slovakia=SVK, Slovenia=SVN, Spain=ESP, Sweden=SWE, Switzerland=CHE, The Netherlands=NLD, United Kingdom=GBR, United States=USA, Uruguay=URY, Venezuela=VEN

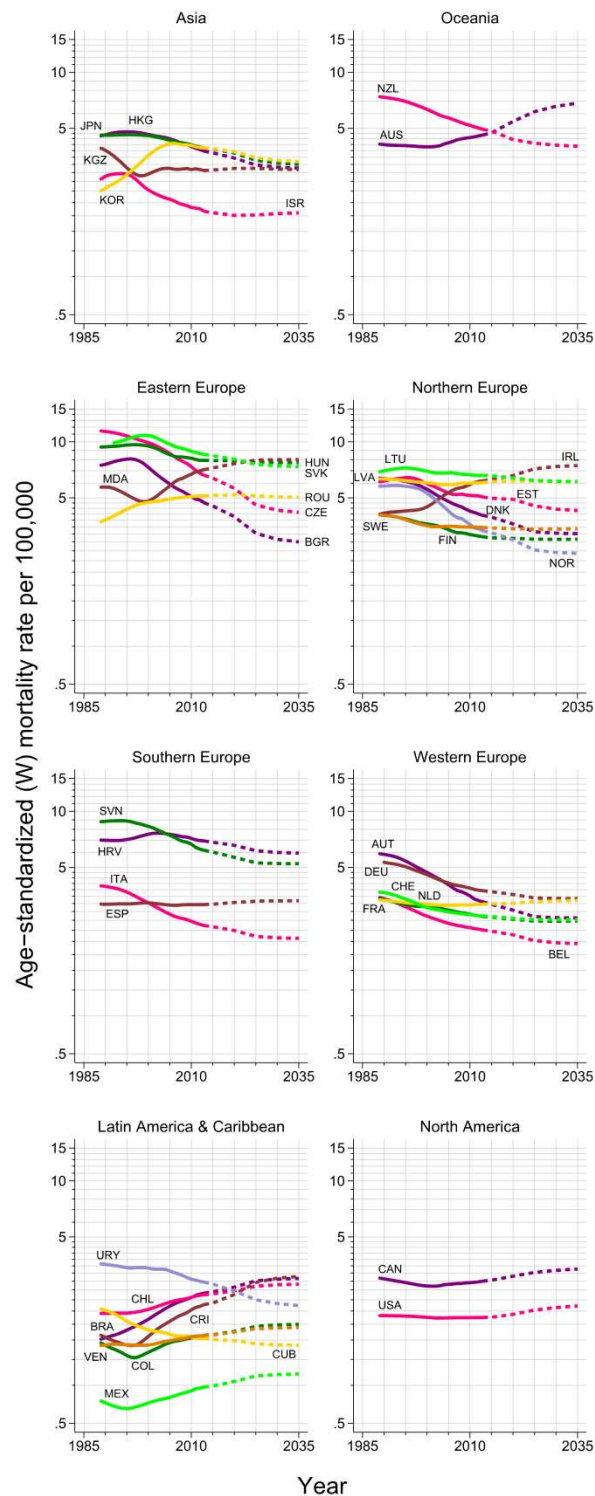


Figure 2. Trends in rectal cancer mortality: observed (solid lines) and predicted rates (dashed lines). Age-standardized (W: World) rates per 100,000.

Australia=AUS, Austria=AUT, Belgium=BEL, Brazil=BRA, Bulgaria=BGR, Canada=CAN, Chile=CHL, China, Hong Kong=HKG, Colombia=COL, Costa Rica=CRI, Croatia=HRV, Cuba=CUB, Czech Republic=CZE, Denmark=DNK, Estonia=EST, Finland=FIN, France=FRA, Germany=DEU, Hungary=HUN, Ireland=IRL, Israel=ISR, Italy=ITA, Japan=JPN, Kyrgyzstan=KGZ, Latvia=LVA, Lithuania=LTU, Mexico=MEX, Moldova=MDA, New Zealand=NZL, Norway=NOR, Republic of Korea=KOR, Romania=ROU, Slovakia=SVK, Slovenia=SVN, Spain=ESP, Sweden=SWE, Switzerland=CHE, The Netherlands=NLD, United Kingdom=GBR, United States=USA, Uruguay=URY, Venezuela=VEN

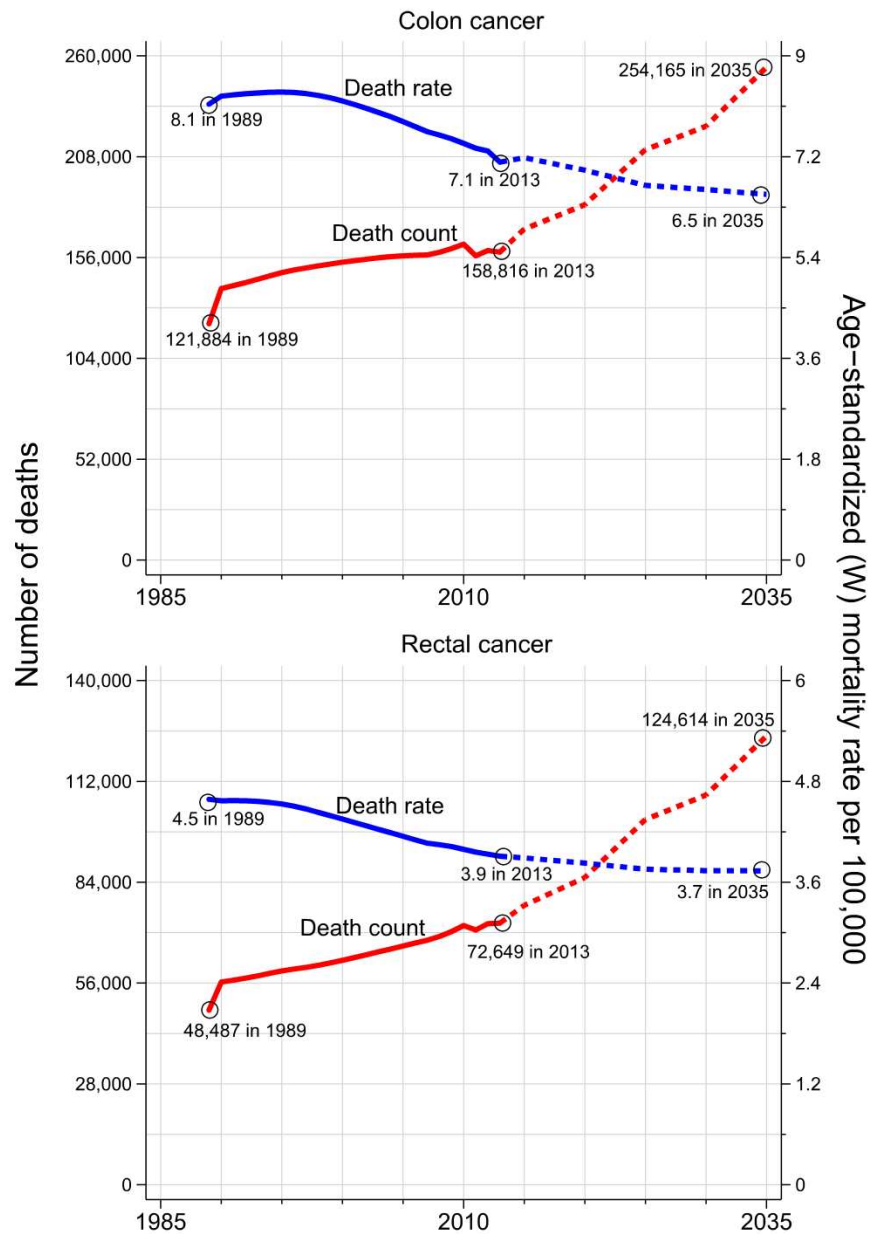


Figure 3. Trend in colon and rectal cancer mortality: number of deaths (left y-axis) versus age-standardized rate (right y-axis), all included countries, observed (solid lines) and predicted rates (dashed lines)