



UNIVERSITY OF LEEDS

This is a repository copy of *Mouth rinsing with a sweet solution increases energy expenditure and decreases appetite during 60 min of self-regulated walking exercise*.

White Rose Research Online URL for this paper:
<http://eprints.whiterose.ac.uk/128883/>

Version: Accepted Version

Article:

Deighton, K, Duckworth, L, Matu, J et al. (6 more authors) (2016) Mouth rinsing with a sweet solution increases energy expenditure and decreases appetite during 60 min of self-regulated walking exercise. *Applied Physiology, Nutrition, and Metabolism*, 41 (12). pp. 1255-1261. ISSN 1715-5312

<https://doi.org/10.1139/apnm-2016-0344>

© 2016, NRC Research Press or its licensors. This is an author produced version of a paper published in *Applied Physiology, Nutrition, and Metabolism*. Uploaded in accordance with the publisher's self-archiving policy.

Reuse

Unless indicated otherwise, fulltext items are protected by copyright with all rights reserved. The copyright exception in section 29 of the Copyright, Designs and Patents Act 1988 allows the making of a single copy solely for the purpose of non-commercial research or private study within the limits of fair dealing. The publisher or other rights-holder may allow further reproduction and re-use of this version - refer to the White Rose Research Online record for this item. Where records identify the publisher as the copyright holder, users can verify any specific terms of use on the publisher's website.

Takedown

If you consider content in White Rose Research Online to be in breach of UK law, please notify us by emailing eprints@whiterose.ac.uk including the URL of the record and the reason for the withdrawal request.



eprints@whiterose.ac.uk
<https://eprints.whiterose.ac.uk/>

1 **Mouth rinsing with a sweet solution increases energy expenditure and decreases**
2 **appetite during 60 minutes of self-regulated walking exercise.**

3

4 Kevin Deighton¹, Lauren Duckworth¹, Jamie Matu¹, Matthew Suter¹, Charlotte Fletcher¹,
5 Samuel Stead¹, Shaho Ali¹, Neil Gunby¹, Keelie Korsness¹

6

7 ¹Institute for Sport, Physical Activity & Leisure, Leeds Beckett University, UK

8

9 **Correspondence**

10 Dr Kevin Deighton

11 Institute for Sport, Physical Activity & Leisure,

12 Leeds Beckett University,

13 Leeds

14 LS6 3QS

15 United Kingdom

16 Phone: +44 (0)113 81 23582

17 E-mail: K.Deighton@leedsbeckett.ac.uk

18

19

20 **Abstract**

21 Carbohydrate mouth rinsing can improve endurance exercise performance and is most
22 ergogenic when exercise is completed in the fasted state. This strategy may also be beneficial
23 to increase exercise capacity and the energy deficit achieved during moderate intensity exercise
24 relevant to weight control when performed after an overnight fast. Eighteen healthy men
25 (mean(SD); age 23(4)years, body mass index 23.1(2.4)kg.m⁻²) completed a familiarisation trial
26 and three experimental trials. After an overnight fast, participants performed 60-minutes of
27 treadmill walking at a speed that equated to a rating of perceived exertion of 13 (“fairly hard”).
28 Participants manually adjusted the treadmill speed to maintain this exertion. Mouth rinses for
29 the experimental trials contained either a 6.4% maltodextrin solution with sweetener (CHO), a
30 taste-matched placebo (PLA) or water (WAT). Appetite ratings were collected using visual
31 analogue scales and exercise energy expenditure and substrate oxidation were calculated from
32 online gas analysis. Increased walking distance during CHO and PLA induced greater energy
33 expenditure compared with WAT (mean difference (90% CI); 79(60)kJ; P=0.035; d=0.24 and
34 90(63)kJ; P=0.024; d=0.27, respectively). Appetite area under the curve was lower in CHO and
35 PLA than WAT (8(6)mm; P=0.042; d=0.43 and 6(8)mm; P=0.201; d=0.32, respectively).
36 Carbohydrate oxidation was higher in CHO than PLA and WAT (7.3(6.7)g; P=0.078; d=0.47
37 and 10.1(6.5)g; P=0.015; d=0.81, respectively). This study provides novel evidence that mouth
38 rinsing with a sweetened solution may promote a greater energy deficit during moderate
39 exertion walking exercise by increasing energy expenditure and decreasing appetite. A placebo
40 effect may have contributed to these benefits.

41

42 **Key words:** appetite regulation, energy balance, metabolism, substrate oxidation, cephalic
43 phase response, oral nutrient sensing

44 **Introduction**

45 Carbohydrate mouth rinsing has become established as a successful strategy to improve
46 endurance performance when exercise is completed after an overnight fast or in a post-
47 absorptive state (> 4 h) (Ataide-Silva et al. 2016; Carter et al. 2004; Chambers et al. 2009;
48 Fraga et al. 2015; Gam et al. 2013; Rollo et al. 2008; Sinclair et al. 2014). However, the
49 ergogenic effect of carbohydrate mouth rinsing is reduced by pre-exercise feeding (Ataide-
50 Silva et al. 2016; Lane et al. 2013) and it remains debated whether there are any beneficial
51 effects when exercise is performed in the postprandial state (Ataide-Silva et al. 2016; Beelen
52 et al. 2009; Lane et al. 2013).

53 Although nutritional recommendations for sports performance advocate the consumption of a
54 high carbohydrate meal within the four hours prior to commencing exercise (ACSM 2016),
55 low and moderate intensity exercise for weight control is often performed after an overnight
56 fast in order to enhance fat oxidation (Deighton et al. 2012). The influence of carbohydrate
57 mouth rinsing on low and moderate intensity exercise is currently unknown but the ergogenic
58 effects observed during high intensity exercise appear to be due to an increased self-selected
59 exercise intensity without a corresponding increase in exertion (Carter et al. 2004; Chambers
60 et al. 2009; Gam et al. 2013; Rollo et al. 2008; Sinclair et al. 2014). This has also been
61 associated with increased feelings of pleasure during exercise (Rollo et al. 2008) and evidence
62 suggests that these ergogenic effects are mediated by an increased activation of the brain
63 centres involved in reward, motivation and motor control (Chambers et al. 2009). It seems
64 plausible that these mechanisms may also improve performance during low and moderate
65 intensity exercise, which would increase energy expenditure and the energy deficit associated
66 with exercise. Based on this rationale, recent review articles have encouraged investigations
67 into the effects of carbohydrate mouth rinsing on exercise protocols that are relevant for weight
68 control (Burke & Maughan 2014; Rollo & Williams 2011).

69 In addition to benefitting exercise performance, exposure of the oral cavity to nutrients has also
70 been demonstrated to have an anorectic effect. In this regard, masticating and expectorating
71 food from the mouth during modified sham feeding has been shown to reduce appetite
72 perceptions (Heath et al. 2004; Smeets & Westerterp-Plantenga 2006). Such reductions in
73 appetite without the ingestion of nutrients represents another potential benefit of carbohydrate
74 mouth rinsing for weight control but the effect of rinsing a caloric solution rather than
75 masticating solid foods is currently unknown.

76 Thus, the purpose of this study was to investigate the influence of carbohydrate mouth rinsing
77 on self-selected exercise intensity, energy expenditure, substrate oxidation and appetite
78 perceptions during treadmill walking exercise at a fixed moderate exertion. This represents the
79 first investigation into the effects of carbohydrate mouth rinsing on moderate exertion exercise
80 performance and appetite regulation. We hypothesised that mouth rinsing with carbohydrate
81 would improve walking performance and decrease appetite perceptions.

82

83

84 **Methods**

85 **Participants**

86 This study was conducted according to the guidelines laid down in the Declaration of Helsinki
87 and all procedures were approved by the Ethics Advisory Committee at Leeds Beckett
88 University. Eighteen recreationally active male participants were recruited for the study and
89 written informed consent was obtained from all participants. Participants were non-smokers,
90 not taking medication, weight stable for at least six months before the study and were not
91 dieting. The physical characteristics of participants (mean (SD) were as follows: age 23 (4)
92 years, body mass 72.2 (2.4) kg, body mass index (BMI) 23.1 (2.4) kg.m⁻²). This population
93 was selected based on evidence that young, healthy men are most sensitive to nutrient
94 manipulation (Appleton et al. 2011; Davy et al. 2007), thereby maximising the likelihood of
95 observing an effect in this proof of concept investigation.

96 **Experimental design**

97 Each participant performed one familiarisation trial and three experimental trials separated by
98 approximately one week. All trials were identical and the experimental trials were completed
99 using a double-blind, counterbalanced Latin Square design. The mouth rinse solutions for the
100 experimental trials consisted of a 6.4% maltodextrin solution sweetened with saccharin (CHO),
101 water sweetened with saccharin (PLA), or plain water (WAT). The addition of saccharin to the
102 CHO and PLA solutions ensured that they were matched for taste. To investigate the possibility
103 of a placebo effect with carbohydrate mouth rinsing, participants were told that both flavoured
104 solutions contained carbohydrate and that the purpose of the study was to compare this with
105 rinsing a water solution (Hulston & Jeukendrup 2009).

106 **Physical activity and dietary standardisation**

107 Participants completed a food diary during the 24-h before the first experimental trial and
108 replicated this before each subsequent trial. Alcohol, caffeine and strenuous physical activity
109 were not permitted during this period. Participants arrived at the laboratory between 0700 h
110 and 0800 h after an overnight fast of at least 10 h and exerted themselves minimally when
111 travelling to the laboratory using motorised transport when possible. Verbal confirmation of
112 dietary and exercise standardisation was obtained at the beginning of each trial.

113 **Experimental trials**

114 During each trial, participants completed 60-min of walking exercise on a motorised treadmill
115 using a 1% gradient (Model ELG 70, Woodway, Germany). Participants were asked to
116 manually increase their speed using the buttons available on the arm of the treadmill until they
117 reached a speed corresponding to a rating of perceived exertion (RPE) of 13 indicating “fairly
118 hard” (Borg 1973). Participants were required to achieve this speed within 2-min and the 60-
119 min walk commenced from this point. Throughout the trial, participants were permitted to alter
120 the speed of the treadmill in order to maintain an RPE of 13. The prescription of exercise at a
121 self-regulated RPE of 13 is supported by previous research that has demonstrated this to
122 produce positive affective responses as well as improvements in fitness and cardiovascular
123 health markers (Parfitt et al. 2012).

124 Participants were able to view the elapsed time during the walk but were blinded from the
125 speed and distance. The only interaction between researchers and participants was during the
126 provision of mouth rinses and collection of subjective scales. No other encouragement or
127 distraction was permitted and the participants did not receive any feedback about the distance
128 covered until the completion of the study. Heart rate was measured at 15-min intervals during
129 the exercise (Polar FT1, Finland). The temperature and relative humidity of the laboratory were
130 maintained at 20 (1) °C and 39 (9) %, respectively.

131 **Expired gas analysis**

132 Expired gas was collected continuously throughout the walk using an online gas analysis
133 system (Metalyzer 3B, Cortex, Germany) and averaged over the 60-min period. During rinsing,
134 the facemask was unclipped and gas analysis data for the subsequent 60-s period was excluded.
135 Energy expenditure and substrate oxidation rates were calculated from VO_2 and VCO_2 values
136 using the equations of Frayn (1983).

137 **Mouth rinse protocol**

138 Participants were required to rinse their mouth with one of the experimental solutions (CHO,
139 PLA or WAT) at -10, -5, 0, and every 7.5 min thereafter throughout the 60-min walk. In
140 accordance with previous research, 25 mL of solution was rinsed around the oral cavity for 10
141 seconds before being expectorated into a pre-weighed cup (Sinclair et al. 2014).

142 **Subjective scales**

143 During each trial, appetite perceptions (hunger, satisfaction, fullness and prospective food
144 consumption) were assessed at -10, 0, 30 and 60 min using 100 mm visual analogue scales
145 (Flint et al. 2000). A composite appetite rating was calculated as the mean value of the four
146 appetite perceptions after inverting the values for satisfaction and fullness (Stubbs et al. 2000).
147 Feelings of thirst were assessed at -10, 0, and every 15 min during exercise using an adapted
148 Borg scale (Ispoglou et al. 2015).

149 Affective responses to exercise were assessed at -10, 0 and every 15 min during exercise using
150 the Feeling Scale to assess pleasure-displeasure (Hardy & Rejeski 1989) and the Felt Arousal
151 Scale to assess perceived activation (Svebak & Murgatroyd 1985). All subjective scales were
152 completed immediately before the administration of mouth rinses. Participants were reminded
153 to maintain an RPE of 13 after the completion of each mouth rinse.

154 **Statistical analysis**

155 Data were analysed using IBM SPSS statistics version 22 for Windows. Time-averaged area
156 under the curve (AUC) values were calculated for all subjective scales using the trapezoidal
157 method. One-way repeated measures ANOVA was used to assess trial based differences in
158 total distance walked, energy expenditure, substrate oxidation and mean heart rate during
159 exercise, as well as time-averaged AUC values for appetite, thirst and affective responses. Area
160 under the curve values were used for statistical analysis rather than individual timepoints in
161 accordance with the statistical guidance provided by Matthews and colleagues (1990) and the
162 subject-specific guidance provided by Blundell et al. (2010). Where significant main effects of
163 trial were observed, post-hoc analysis was performed using unadjusted Student's paired t-tests.
164 Pearson's product-moment correlation coefficient was used to examine the relationship
165 between BMI and the response to carbohydrate and placebo mouth rinsing compared with
166 water rinsing for the primary outcome variables (distance walked, energy expenditure,
167 substrate oxidation, appetite perceptions). Null-hypothesis significance testing was performed
168 with an alpha value of 5 % in accordance with current convention.

169 In addition to null-hypothesis significance testing, magnitude-based inferences were calculated
170 to examine whether the observed differences were meaningful. This approach has been
171 supported within biomedical and exercise sciences, in addition to other fields such as computer
172 studies (van Schaik & Weston 2016), due to reduced inferential error rates compared with null-
173 hypothesis significance testing (Hopkins & Batterham 2016). This approach also promotes
174 direct interpretation of the magnitude of changes and whether these are meaningful (Buchheit
175 2016). Subsequently, this approach was utilised and prioritised for the appropriate variables.
176 Using the spreadsheet by Hopkins (2007), the P value was converted into 90% confidence
177 intervals (CI) for inferences about the true value of the effect statistic (Hopkins 2007). An effect
178 was deemed unclear when the upper and lower confidence limits represented meaningful

179 increases and decreases, respectively. All other effects were deemed clear, and the probabilities
180 that the true effect was a substantial increase, a trivial change, and a substantial decrease were
181 calculated via the sampling t-distribution of the effect in relation to the smallest worthwhile
182 change. The smallest worthwhile change in walking distance was set at 1% to allow
183 comparisons with previous research that has used this threshold to investigate changes in self-
184 regulated running exercise with carbohydrate mouth rinsing (Rollo et al. 2011). An 8 mm
185 difference in composite appetite time-averaged AUC was set as the smallest worthwhile change
186 in appetite perceptions (Blundell et al. 2010). Meaningful changes in the remaining variables
187 are not well-established, which limited the analysis of beneficial, trivial or negative effect
188 magnitudes to walking distance and appetite perceptions only.

189 All results in the text are presented as mean (SD) or 90% confidence intervals where
190 appropriate. Graphical representations of results are presented as mean (SEM) to avoid
191 distortion of the graphs. Effect sizes are presented as Cohen's d and interpreted as ≤ 0.2 trivial,
192 > 0.2 small, > 0.6 moderate, > 1.2 large, > 2 very large and > 4 extremely large (Hopkins 2004).
193 Individual responses are presented within figures to allow further examination of the findings.
194 The inclusion of null-hypothesis significance testing and magnitude-based inferences within
195 the results was intended to support the interpretation of the findings via the most commonly
196 employed methods within the subject area.

197

198

199

200 **Results**

201 **Distance walked**

202 One-way ANOVA revealed no significant differences in the total distance walked during the
203 CHO, PLA and WAT trials ($P = 0.204$; Figure 1). The mean distance walked during the three
204 trials was 5814 m; therefore a threshold value of 58 m was selected as a 1 % meaningful
205 difference in walking distance for magnitude-based inferences. The mean difference in distance
206 covered between the CHO and WAT trials was 163 m (90% CI 3–323 m; 2.9%; $P = 0.095$; d
207 = 0.21). The mean difference in distance covered between the PLA and WAT trials was 134 m
208 (90% CI 7–261 m; 2.3%; $P = 0.084$; $d = 0.17$). The mean difference in distance covered
209 between the CHO and PLA trials was 29 m (90% CI -170-230 m; 0.5%; $P = 0.806$; $d = 0.03$).
210 The chance that the true value of the effect has a beneficial, trivial or negative influence on
211 walking distance is 86.5%, 12.1%, and 1.4% for the CHO versus WAT trial; and 84.4%, 14.7%,
212 and 0.9% for the PLA versus WAT trial. The effect between CHO and PLA was unclear due
213 to the upper and lower confidence limits representing meaningful increases and decreases,
214 respectively.

215 **Energy expenditure and substrate oxidation**

216 One-way ANOVA revealed a significant difference between trials for energy expenditure
217 during walking exercise ($P = 0.049$). Post-hoc analysis demonstrated lower energy expenditure
218 in WAT compared with CHO ($P = 0.035$; $d = 0.24$) and PLA ($P = 0.024$; $d = 0.27$), respectively
219 (Figure 2).

220 One-way ANOVA revealed a significant difference in carbohydrate oxidation between trials
221 ($P = 0.040$). Post-hoc analysis demonstrated significantly higher carbohydrate oxidation during
222 the CHO trial compared with WAT ($P = 0.015$; $d = 0.81$) and a trend towards higher
223 carbohydrate oxidation during CHO than PLA ($P = 0.078$; $d = 0.47$) (Figure 3a). Contrastingly,

224 there was no difference between trials for fat oxidation ($P = 0.126$; Figure 3b). There was no
225 significant difference between trials for heart rate during the exercise bout ($P = 0.572$).

226 **Appetite and affective responses**

227 There were no baseline differences between trials for composite appetite scores (CHO: 63 (22);
228 PLA: 64 (18); WAT: 67 (17); $P = 0.653$), pleasure-displeasure (CHO: 2 (1); PLA: 2 (1); WAT:
229 2 (2); $P = 0.719$) or perceived activation (CHO: 3 (1); PLA: 3 (1); WAT: 3 (2); $P = 0.432$).
230 Baseline thirst perceptions tended to be different between trials ($P = 0.091$), indicating higher
231 thirst in WAT and PLA than CHO (CHO: 9 (2); PLA: 10 (3); WAT: 9 (2)).

232 One-way ANOVA revealed no significant differences in composite appetite time-averaged
233 AUC scores between trials ($P = 0.101$; Figure 4). The mean difference in composite appetite
234 time-averaged AUC between the CHO and WAT trials was 8 mm (90% CI 2 - 15 mm; $P =$
235 0.042 ; $d = 0.43$). The mean difference in composite appetite time-averaged AUC between the
236 PLA and WAT trials was 6 mm (90% CI -2 - 15 mm; $P = 0.201$; $d = 0.32$). The mean difference
237 in composite appetite time-averaged AUC between the CHO and PLA trials was 2 mm (90%
238 CI -3 - 7 mm; $P = 0.524$; $d = 0.08$). Based on a threshold value of 8 mm as a meaningful
239 difference in appetite, the probability that the true value of the effect has a beneficial, trivial or
240 negative influence is 53.5%, 46.5%, and 0% for the CHO versus WAT trial; 37.1%, 62.5%,
241 and 0.4% for the PLA versus WAT trial; and 2.9%, 96.9% and 0.2% for CHO versus PLA,
242 respectively. Time-averaged area under the curve for thirst perception tended to be different
243 between trials ($P = 0.055$), indicating higher thirst in WAT than CHO and PLA (WAT: 13 (3),
244 CHO: 12 (3), PLA: 12 (3)).

245 There were no differences between trials for time-averaged AUC ratings of pleasure-
246 displeasure (CHO: 2 (1); PLA: 2 (1); WAT: 2 (2); $P = 0.297$) or perceived activation (CHO: 4
247 (1); PLA: 4 (2); WAT: 4 (1); $P = 0.123$).

248 **Blinding efficacy, rinse ingestion and correlations**

249 Five out of the 18 participants were able to correctly distinguish between the CHO and PLA
250 solutions (i.e. less than what would be predicted by pure chance), indicating successful
251 blinding. The mean difference in the volume of rinse and expectorate was 0.5, 0.4 and 0.3 mL
252 for each rinse in the WAT, PLA and CHO trials respectively. This resulted in a mean total
253 consumption of 5 mL, 4 mL and 3 mL across the ten rinses for WAT, PLA and CHO,
254 respectively. Body mass index was not significantly correlated with distance walked, energy
255 expenditure, substrate oxidation or appetite perceptions in response to carbohydrate or placebo
256 mouth rinsing compared with rinsing the water solution (all $r < 0.5$; $P > 0.05$).

257

258 **Discussion**

259 This is the first experiment to investigate the effects of carbohydrate mouth rinsing on self-
260 selected exercise intensity and physiological responses during moderate exertion exercise. The
261 findings demonstrate that mouth rinsing with a sweet solution (either carbohydrate or
262 sweetened placebo) increased self-selected walking speed, which induced a small but
263 significant increase in energy expenditure during the exercise bout. Mouth rinsing with a sweet
264 solution also suppressed appetite during exercise compared with a water solution but increases
265 in carbohydrate oxidation occurred only with carbohydrate mouth rinsing. This study provides
266 novel evidence that the stimulation of carbohydrate and sweet receptors in the oral cavity may
267 have physiological effects beyond those previously reported.

268 In the present study, mouth rinsing with carbohydrate increased the distance walked during 60-
269 min of treadmill exercise at a fixed RPE of 13 in comparison with rinsing a water solution.
270 This is the first study to reveal a beneficial effect of carbohydrate mouth rinsing for moderate
271 intensity exercise and the mean improvement of 2.9 % is comparable with previously reported
272 improvements in endurance time trial performance of 1.7 – 3.1 % (Carter et al. 2004; Chambers
273 et al. 2009; Rollo et al. 2008). However, the performance improvements in the present study
274 were only observed in comparison with a water solution and similar benefits occurred with a
275 taste-matched placebo. This contrasts with the previously reported benefits of carbohydrate
276 mouth rinsing, which have been observed in relation to a placebo solution (Ataide-Silva et al.
277 2016; Carter et al. 2004; Chambers et al. 2009; Gam et al. 2013; Rollo et al. 2008; Sinclair et
278 al. 2014) and suggests that a placebo effect may be responsible for the ergogenic benefits
279 observed in the current study. The reasons for this effect are unclear as the participants were
280 not made aware of any hypothesised benefits of carbohydrate mouth rinsing on walking
281 performance. However, although performance improvements were not attributed to the
282 presence of carbohydrate, mouth rinsing with a sweet solution successfully increased self-

283 selected exercise intensity and walking distance. It seems plausible that the recreationally
284 active participants may have been aware that carbohydrate ingestion improves exercise
285 performance but this was not communicated from the research team. The novelty of the current
286 experiment also demonstrates that the effects of mouth rinsing on the measured variables was
287 unknown for both the researchers and participants. The factors contributing to a potential
288 placebo effect require further investigation, in addition to substantiation of this intervention as
289 a potential nutritional strategy to increase exercise intensity during moderate exertion exercise
290 relevant for weight control. The inclusion of sweetened and unsweetened carbohydrate and
291 placebo solutions in future experiments may be beneficial to elucidate any separate effects of
292 sweetness and carbohydrate content on the variables assessed within the present experiment.

293 The increase in walking distance during the carbohydrate and placebo trials resulted in a
294 corresponding increase in energy expenditure compared with the water trial. Although these
295 effects are small, the observed mean increases of 79 kJ and 90 kJ during exercise in CHO and
296 PLA are greater than that previously reported with carbohydrate mouth rinsing during 30-min
297 of running exercise (Rollo et al. 2008) and similar to the 76 kJ increase in eight-hour energy
298 expenditure during a sit-to-stand intervention in the workplace (Thorp et al. 2016). The
299 practical relevance of such small increases in energy expenditure are unclear but previous
300 physical activity interventions have reported the potential for a cumulative effect that may
301 induce meaningful deficits (Thorp et al. 2016). In this regard, mouth rinsing with a sweetened
302 solution during the completion of five 60-min bouts of walking exercise per week would
303 hypothetically yield an additional weekly energy expenditure of ~425 kJ (~100 kcal). It remains
304 unknown whether the effects observed during the present study would continue with repeated
305 exposures to mouth rinsing during multiple exercise bouts and this requires further
306 investigation. These findings also suggest that increases in walking distance and energy
307 expenditure may not be associated with differences in heart rate between trials. In this regard,

308 the present study supports previous evidence that the ergogenic effect of carbohydrate mouth
309 rinsing is not associated with any differences in heart rate during the exercise bout (Lane et al.
310 2013; Rollo et al. 2008; Sinclair et al. 2014). This accords with the fixed effort of the exercise
311 bout but may also represent low sensitivity to detect differences in heart rate during exercise.

312 Despite similar improvements in self-selected walking speed with carbohydrate and placebo
313 mouth rinsing, changes in substrate oxidation occurred only when rinsing with the carbohydrate
314 solution. To the authors' knowledge, this is the first study to demonstrate this effect and the
315 paucity of research investigating substrate oxidation in response to oral nutrient stimulation
316 (both at rest and during exercise) makes it difficult to draw comparisons with previous
317 literature. However, it remains plausible to speculate that changes in substrate oxidation may
318 be related to the activation of brain centres that has been observed in response to carbohydrate
319 mouth rinsing (Chambers et al. 2009). This includes activation of the insula cortex, which has
320 been shown to increase sympathetic activity (Oppenheimer et al. 1992) and may subsequently
321 increase carbohydrate utilisation (Brooks & Mercier 1994). The investigation of low to
322 moderate intensity exercise in the present study may also have increased the likelihood to detect
323 changes in substrate use associated with this pathway as sympathetic activation during exercise
324 is expected to have been lower than previous studies that have measured substrate oxidation in
325 response to more strenuous protocols (Ataide-Silva et al. 2016; Ispoglou et al. 2015). A mean
326 total of 3 mL of rinse solution (equating to < 0.2 g of carbohydrate) was ingested during the
327 carbohydrate trial, which is insufficient to have mediated the change in substrate oxidation.

328 The concept that changes in substrate oxidation may occur without the ingestion of nutrients is
329 also supported in rodent studies as increases in carbohydrate oxidation have been observed in
330 response to the anticipation of a high carbohydrate meal (McGregor & Lee 1998). This suggests
331 that increases in energy expenditure in response to carbohydrate mouth rinsing may be solely
332 due to increased carbohydrate oxidation without any changes in fat oxidation. Although the

333 potential mechanisms remain speculative, the current findings support further investigation
334 into the effects of oral nutrient stimulation on substrate oxidation. Such investigations may help
335 to increase our understanding of the potential physiological effects of carbohydrate mouth
336 rinsing, as well as the relationship between oral nutrient sensing and cephalic phase responses
337 in determining physiological changes with feeding.

338 Oral nutrient sensing has also been demonstrated to increase satiety during modified sham
339 feeding whereby a meal of mixed nutrient composition is masticated and expectorated without
340 ingestion (Heath et al. 2004; Smeets & Westerterp-Plantenga 2006). The present study
341 represents the first investigation into the effects of mouth rinsing a liquid solution on appetite
342 perceptions and demonstrates that mouth rinsing with a sweet solution decreases appetite
343 during 60-min of walking exercise. Although some authors have suggested that oral rinsing of
344 a liquid solution is insufficient to stimulate a cephalic phase response (Teff et al. 1995), others
345 have demonstrated cephalic phase insulin release after rinsing the oral cavity with either a
346 sucrose or artificially sweetened solution for 45-seconds (Just et al. 2008). Such changes in
347 circulating insulin concentrations and the appetite suppression observed during modified sham
348 feeding are thought to be primarily mediated via vagal stimulation from oral nutrient sensing
349 (Zafra et al. 2006). The findings of the present study extend evidence of a previously observed
350 cephalic phase insulin response to suggest that mouth rinsing with a sweet solution can also
351 reduce appetite perceptions. Although it was beyond the scope of the present study, it would
352 be beneficial for future experiments to incorporate measurements of circulating insulin and
353 gastrointestinal hormone concentrations as potential mediators of the observed reductions in
354 appetite when mouth rinsing with a sweetened solution. It remains unclear whether this effect
355 would be observed with mouth rinsing in isolation or whether a combination of mouth rinsing
356 and exercise is required. In this regard, it seems plausible that exercise may have enhanced the
357 anorectic effect of mouth rinsing in the present study as previous research has demonstrated

358 significant appetite suppression during 60-min of moderate intensity walking exercise
359 compared with a resting control (Farah et al. 2012). Thirst perceptions were also lower during
360 the carbohydrate and placebo trials in comparison with the water trial but it seems unlikely that
361 this would have influenced appetite perceptions based on current evidence (Corney et al. 2015;
362 McKiernan et al. 2008).

363 Although the findings of the present study have provided novel insights into the effects of
364 carbohydrate mouth rinsing on moderate exertion exercise performance and appetite
365 regulation, this study also contains some notable limitations. Firstly, the use of a manually
366 operated treadmill may have reduced the opportunity for participants to change their speed
367 spontaneously based on how they feel and required conscious decision making. Subsequently
368 the use of an automated treadmill as used by Rollo et al. (2008) may have allowed for more
369 sensitive detection of ergogenic effects and revealed greater changes in walking distance and
370 energy expenditure. Secondly, although this is the first study to investigate a placebo effect
371 with carbohydrate mouth rinsing, a no-rinse control condition was not provided. In this regard,
372 evidence suggests that a no-rinse condition can result in better time trial performance than
373 mouth rinsing with a placebo solution as a result of potential breathing interference and
374 distraction during mouth rinsing (Gam et al. 2013). However, these effects are likely to be of
375 smaller consequence in the present study due to the lower demands of moderate exertion
376 walking exercise in comparison with time trial performance. Thirdly, although meaningful
377 changes in appetite perceptions occurred when mouth rinsing with a sweetened solution, ad
378 libitum energy intake also needs to be assessed to understand whether these changes transpire
379 into reduced energy intake and an enhanced energy deficit from the intervention. Appetite
380 perceptions should also be assessed during the post-exercise period as this is the period when
381 energy compensation may occur and therefore this period is the most relevant for weight
382 management. However, the reduction in appetite during and immediately after the exercise

383 bout in the present study demonstrates a proof of concept that can be developed with future
384 experiments. Finally, the population sample for this study was comprised of young healthy
385 males; therefore the findings may not generalise to overweight and obese populations where
386 weight management strategies have the most clinical relevance. Although further research is
387 required in different populations, understanding appetite regulation and energy balance in
388 normal weight participants remains important as the prevention of weight gain has been
389 highlighted as a major public health priority (Lawlor & Chaturvedi 2006).

390 In conclusion, this study has demonstrated that mouth rinsing with a sweet solution can increase
391 self-selected exercise intensity and energy expenditure, in addition to reducing appetite, during
392 60-min of treadmill walking at a fixed moderate exertion. Mouth rinsing with a carbohydrate
393 solution also increased carbohydrate oxidation during the exercise bout in comparison with
394 placebo and water rinses. These findings provide novel insights into the effects of mouth
395 rinsing on physiological variables during an exercise mode relevant to weight control. Future
396 investigations into the energy intake response to mouth rinsing with a sweetened solution is
397 required to understand whether the observed anorectic effects translate into reductions in
398 energy intake. Understanding the maintenance of the observed effects during multiple exercise
399 bouts is also required but these initial findings demonstrate the potential for mouth rinsing to
400 increase the energy deficit associated with exercise through increased energy expenditure and
401 reduced appetite perceptions.

402

403

404 **References**

- 405 ACSM 2016. Nutrition and athletic performance. *Med Sci Sports Exerc* **48**: 543–68.
- 406 Appleton, K.M., Martins, C., & Morgan, L.M. 2011. Age and experience predict accurate
407 short-term energy compensation in adults. *Appetite* **56**: 602-6.
- 408 Ataide-Silva, T., Ghiarone, T., Bertuzzi, R., Stathis, C.G., Leandro, C.G., & Lima-Silva, A.E.
409 2016. CHO mouth rinse ameliorates neuromuscular response with lower endogenous cho
410 stores. *Med Sci Sports Exerc*. doi: 10.1249/MSS.0000000000000973 (epub ahead of print).
- 411 Beelen, M., Berghuis, J., Bonaparte, B., Ballak, S.B., Jeukendrup, A.E., & Van Loon, L.J.C.
412 2009. Carbohydrate mouth rinsing in the fed state: lack of enhancement of time-trial
413 performance. *Int J Sport Nutr Exerc Metab* **19**: 400–9.
- 414 Blundell, J., de Graaf, C., Hulshof, T., Jebb, S., Livingstone, B., Lluch, A., et al. 2010. Appetite
415 control: methodological aspects of the evaluation of foods. *Obesity Reviews* **11**: 251–70.
- 416 Borg, G.A. 1973. Perceived exertion: a note on “history” and methods. *Med Sci Sports* **5**: 90–
417 3.
- 418 Brooks, G.A., & Mercier, J. 1994. Balance of carbohydrate and lipid utilization during
419 exercise: the “crossover” concept. *J Appl Physiol* **76**: 2253–61.
- 420 Buchheit, M. 2016. The numbers will love you back in return - I promise. *Int J Sports Physiol*
421 *Perform* **11**: 551-4.
- 422 Burke, L.M., & Maughan, R.J. 2015. The governor has a sweet tooth - mouth sensing of
423 nutrients to enhance sports performance. *Eur J Sport Sci* **15**: 29–40.

424 Carter, J.M., Jeukendrup, A.E., & Jones, D.A. 2004. The effect of carbohydrate mouth rinse
425 on 1-h cycle time trial performance. *Med Sci Sports Exerc* **36**: 2107–11.

426 Chambers, E.S., Bridge, M.W., & Jones, D.A. 2009. Carbohydrate sensing in the human
427 mouth: effects on exercise performance and brain activity. *J Physiol* **587**: 1779–94.

428 Corney, R.A., Horina, A., Sunderland, C., & James, L.J. 2015. Effect of hydration status and
429 fluid availability on ad-libitum energy intake of a semi-solid breakfast. *Appetite* **91**: 399-404.

430 Davy, B.M., Van Walleghen, E.L., & Orr, J.S. 2007. Sex differences in acute energy intake
431 regulation. *Appetite* **49**: 141-7.

432 Deighton, K., Zahra, J.C., & Stensel, D.J. 2012. Appetite, energy intake and resting metabolic
433 responses to 60 min treadmill running performed in a fasted versus a postprandial state.
434 *Appetite* **58**: 946–54.

435 Farah, N.M.F., Brunstrom, J.M., & Gill, J.M.R. 2012. Using a novel computer-based approach
436 to assess the acute effects of exercise on appetite-related measures. *Appetite* **58**: 196–204.

437 Flint, A., Raben, A., Blundell, J.E., & Astrup, A. 2000. Reproducibility, power and validity of
438 visual analogue scales in assessment of appetite sensations in single test meal studies. *Int J*
439 *Obes Relat Metab Disord* **24**: 38–48.

440 Fraga, C., Velasques, B., Koch, A.J., Machado, M., Paulucio, D., Ribeiro, P., & Pompeu, F.A.
441 2015. Carbohydrate mouth rinse enhances time to exhaustion during treadmill exercise. *Clin*
442 *Physiol Funct Imaging*. doi: 10.1111/cpf.12261 (epub ahead of print).

443 Frayn, K.N. 1983. Calculation of substrate oxidation rates in vivo from gaseous exchange. *J*
444 *Appl Physiol* **55**: 628–34.

445 Gam, S., Guelfi, K.J., & Fournier, P.A. 2013. Opposition of carbohydrate in a mouth-rinse
446 solution to the detrimental effect of mouth rinsing during cycling time trials. *Int J Sport Nutr*
447 *Exerc Metab* **23**: 48–56.

448 Hardy, C., & Rejeski, W. 1989. Not what, but how one feels: the measurement of affect during
449 exercise. *JSEP* **11**: 304–17.

450 Heath, R.B., Jones, R., Frayn, K.N., & Robertson, M.D. 2004. Vagal stimulation exaggerates
451 the inhibitory ghrelin response to oral fat in humans. *J Endocrinol* **180**: 273–81.

452 Hopkins, W.G. 2004. How to interpret changes in an athletic performance test. *Sportscience* **8**:
453 1–7.

454 Hopkins, W.G. 2007. A spreadsheet for deriving a confidence interval, mechanistic inference
455 and clinical inference from a P value. *Sportscience* **11**: 16–20.

456 Hopkins, W.G., & Batterham, A.M. 2016. Error rates, decisive outcomes and publication bias
457 with several inferential methods. *Sports Med*. doi: 10.1007/s40279-016-0517-x (epub ahead of
458 print).

459 Hulston, C.J., & Jeukendrup, A.E. 2009. No placebo effect from carbohydrate intake during
460 prolonged exercise. *Int J Sport Nutr Exerc Metab* **19**: 275–84.

461 Ispoglou, T., O’Kelly, D., Angelopoulou, A., Bargh, M., O’Hara, J.P., & Duckworth, L.C.
462 2015. Mouth-rinsing with carbohydrate solutions at the postprandial state fail to improve
463 performance during simulated cycling time trials. *J Strength Cond Res* **29**: 2316-25.

464 Just, T., Pau, H.W., Engel, U., & Hummel, T. 2008. Cephalic phase insulin release in healthy
465 humans after taste stimulation? *Appetite* **51**: 622–27.

466 Lane, S.C., Bird, S.R., Burke, L.M., & Hawley, J.A. 2013. Effect of a carbohydrate mouth rinse
467 on simulated cycling time-trial performance commenced in a fed or fasted state. *Appl Physiol*
468 *Nutr Metab* **38**: 134–9.

469 Lawlor, D.A., & Chaturvedi, N. 2006. Treatment and prevention of obesity - are there critical
470 periods for intervention? *Int J Epidemiol* **35**: 3-9.

471 Matthews, J.N., Altman, D.G., Campbell, M.J., & Royston, P. 1990. Analysis of serial
472 measurements in medical research. *BMJ* **300**: 230-5.

473 McGregor, I.S., & Lee, A.M. 1998. Changes in respiratory quotient elicited in rats by a
474 conditioned stimulus predicting food. *Physiol Behav* **63**: 227–32.

475 McKiernan, F., Houchins, J.A., & Mattes, R.D. 2008. Relationships between human thirst,
476 hunger, drinking, and feeding. *Physiol Behav* **94**: 700-8.

477 Oppenheimer, S.M., Gelb, A., Girvin, J.P., & Hachinski, V.C. 1992. Cardiovascular effects of
478 human insular cortex stimulation. *Neurology* **42**: 1727–32.

479 Parfitt, G., Evans, H., & Eston, R. 2012. Perceptually regulated training at RPE13 is pleasant
480 and improves health. *Med Sci Sports Exerc* **44**: 1613-8.

481 Rollo, I., & Williams, C. 2011. Effect of mouth-rinsing carbohydrate solutions on endurance
482 performance. *Sports Med* **41**: 449-61.

483 Rollo, I., Williams, C., Gant, N., & Nute, M. 2008. The influence of carbohydrate mouth rinse
484 on self-selected speeds during a 30-min treadmill run. *Int J Sport Nutr Exerc Metab* **18**: 585–
485 600.

486 Rollo, I., Williams, C., & Nevill, M. 2011. Influence of ingesting versus mouth rinsing a
487 carbohydrate solution during a 1-h run. *Med Sci Sports Exerc* **43**: 468–75.

488 Sinclair, J., Bottoms, L., Flynn, C., Bradley, E., Alexander, G., McCullagh, S., et al. 2014. The
489 effect of different durations of carbohydrate mouth rinse on cycling performance. *Eur J Sport*
490 *Sci* **14**: 259–64.

491 Smeets, A.J., & Westerterp-Plantenga, M.S. 2006. Satiety and substrate mobilization after oral
492 fat stimulation. *Br J Nutr* **95**: 795–801.

493 Stubbs, R.J., Hughes, D.A., Johnstone, A.M., Rowley, E., Reid, C., Elia, M., et al. 2000. The
494 use of visual analogue scales to assess motivation to eat in human subjects: a review of their
495 reliability and validity with an evaluation of new hand-held computerized systems for temporal
496 tracking of appetite ratings. *Br J Nutr* **84**: 405–15.

497 Svebak, S., & Murgatroyd, S. 1985. Metamotivational dominance: a multimethod validation
498 of reversal theory constructs. *J Pers Soc Psychol* **48**: 107–16.

499 Teff, K.L., Devine, J., & Engelman, K. 1995. Sweet taste: effect on cephalic phase insulin
500 release in men. *Physiol Behav* **57**: 1089–95.

501 Thorp, A.A., Kingwell, B.A., English, C., Hammond, L., Sethi, P., Owen, N., & Dunstan, D.W.
502 2016. Alternating sitting and standing increases the workplace energy expenditure of
503 overweight adults. *J Phys Act Health* **13**: 24–9.

504 van Schaik, P., & Weston, M. 2016. Magnitude-based inference and its application in user
505 research. *Int J Human-Computer Studies* **88**: 38-50.

506 Zafra, M.A., Molina, F., & Puerto, A. 2006. The neural/cephalic phase reflexes in the
507 physiology of nutrition. *Neurosci Biobehav Rev* **30**: 1032-44.

508

509 **Figure 1.** Distance walked in the carbohydrate (CHO), placebo (PLA) and water (WAT)
510 trials expressed as mean (SEM) (a), and the difference in walking distance between trials as
511 individual responses (circles represent values for individual participants) (b). N = 18.

512

513 **Figure 2.** Energy expenditure in the carbohydrate (CHO), placebo (PLA) and water (WAT)
514 trials expressed as mean (SEM) (a), and the difference in energy expenditure between trials
515 as individual responses (circles represent values for individual participants) (b). N = 18.

516 *Significantly different from WAT, $P < 0.05$.

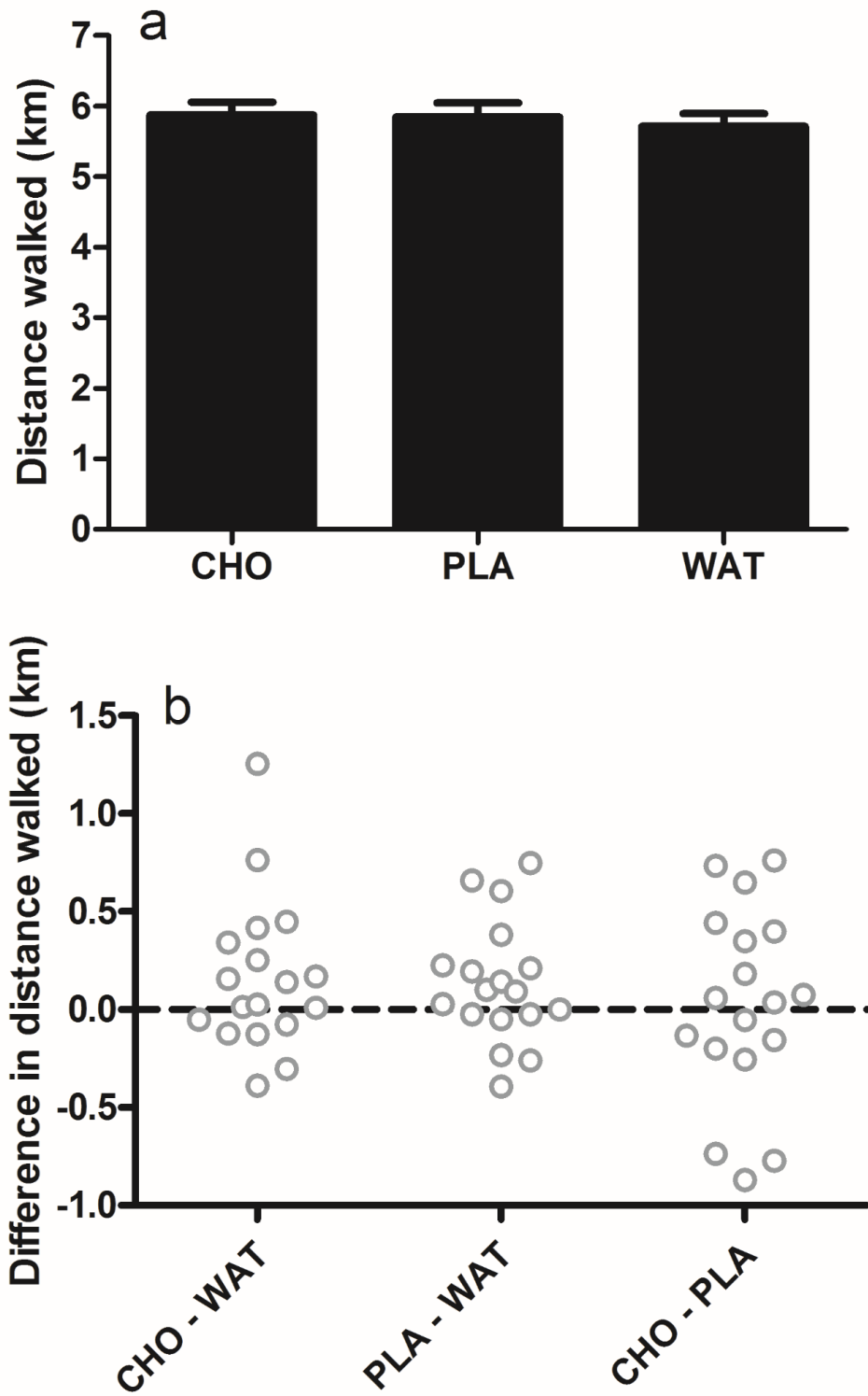
517

518 **Figure 3.** Carbohydrate (a) and fat oxidation (b) in the carbohydrate (CHO), placebo (PLA)
519 and water (WAT) trials. Values are mean (SEM). N = 18. *Significantly different from WAT,
520 $P < 0.05$; #Trend towards being significantly different from PLA, $P < 0.10$.

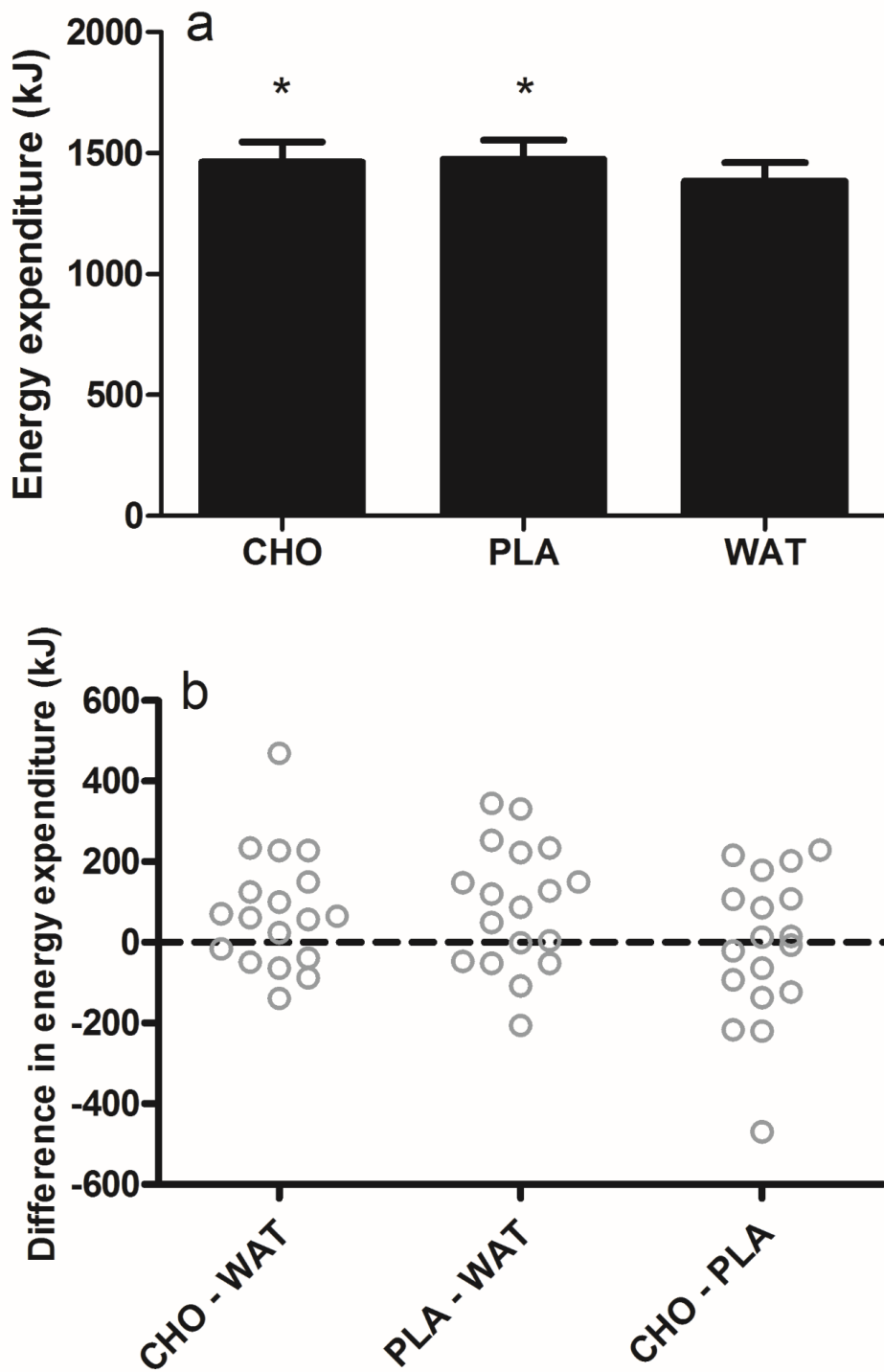
521

522 **Figure 4.** Composite appetite scores in the carbohydrate (CHO) (●), placebo (PLA) (○) and
523 water (WAT) (▼) trials expressed as mean (SEM) (a), and the difference in composite
524 appetite time-averaged AUC between trials as individual responses (circles represent values
525 for individual participants) (b). N = 18.

526



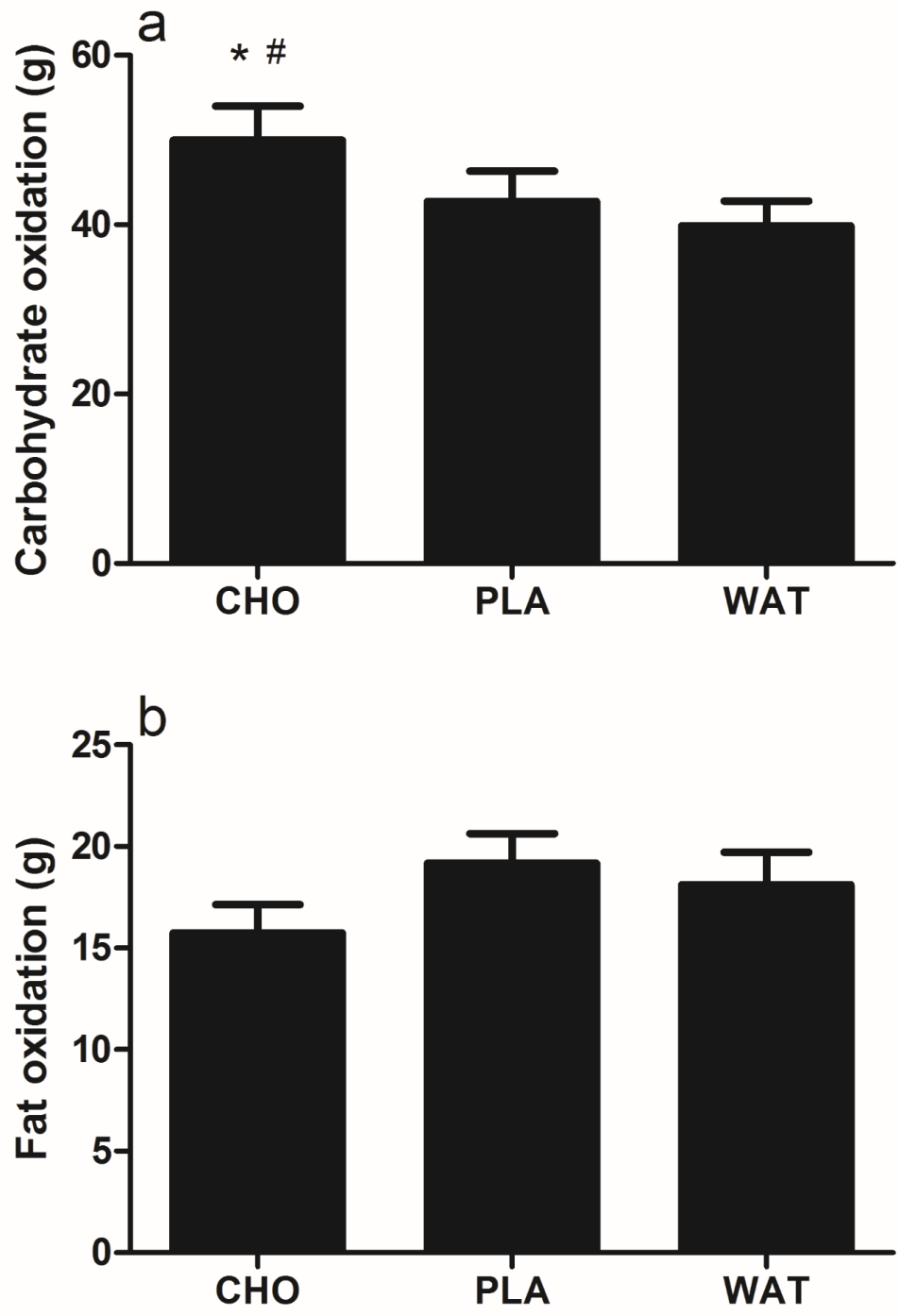
530 **Figure 2**



531

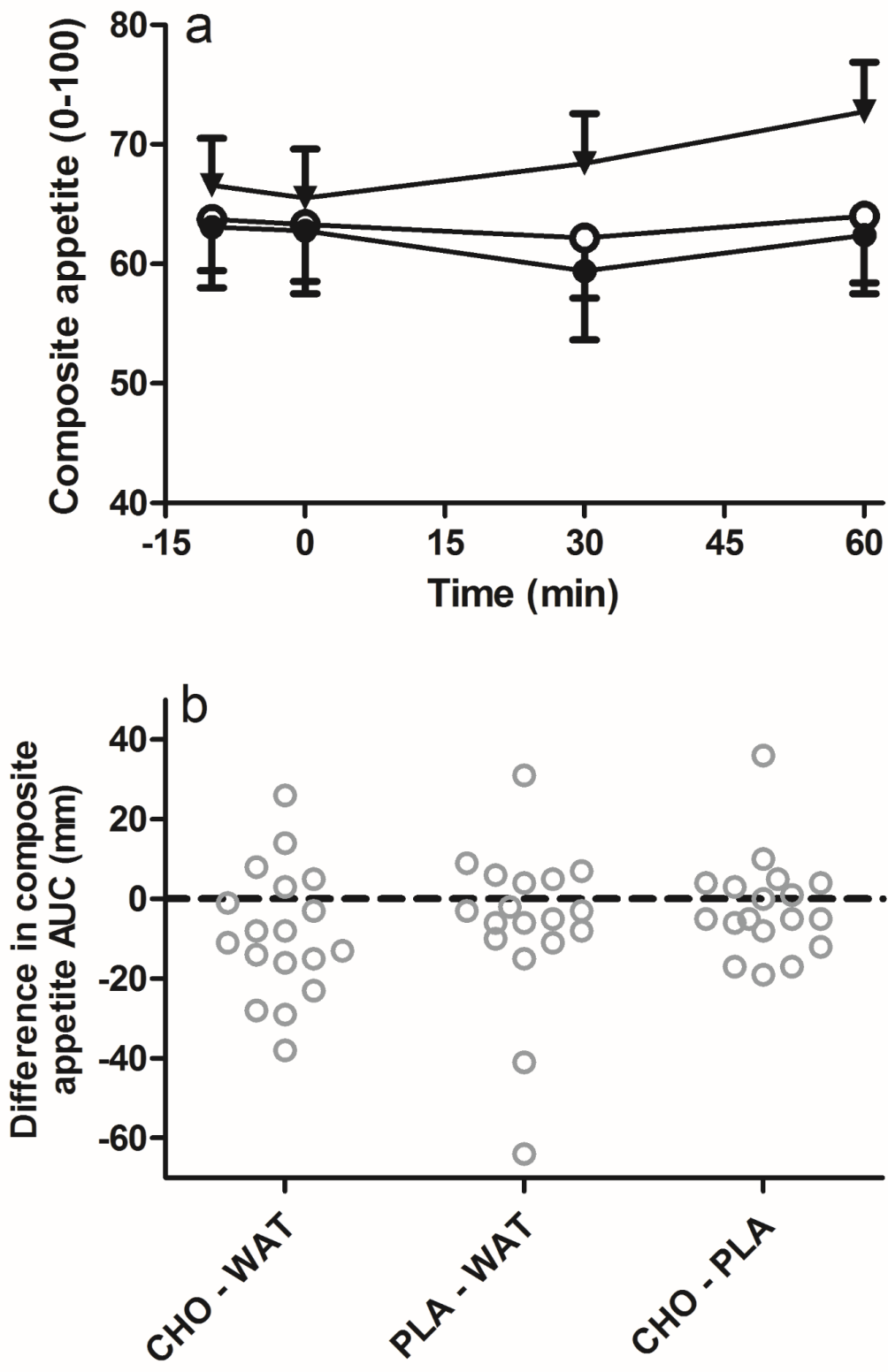
532

533



535
536
537
538
539

540 **Figure 4**



541