



This is a repository copy of *Enthalpy of formation of ye'elimite and ternesite*.

White Rose Research Online URL for this paper:

<https://eprints.whiterose.ac.uk/128077/>

Version: Published Version

---

**Article:**

Skalamprinos, S., Galan, I., Hanein, T. et al. (1 more author) (2018) Enthalpy of formation of ye'elimite and ternesite. *Journal of Thermal Analysis and Calorimetry*, 131 (3). pp. 2345-2359. ISSN 1388-6150

<https://doi.org/10.1007/s10973-017-6751-0>

---

**Reuse**

This article is distributed under the terms of the Creative Commons Attribution (CC BY) licence. This licence allows you to distribute, remix, tweak, and build upon the work, even commercially, as long as you credit the authors for the original work. More information and the full terms of the licence here:

<https://creativecommons.org/licenses/>


**Takedown**

If you consider content in White Rose Research Online to be in breach of UK law, please notify us by emailing [eprints@whiterose.ac.uk](mailto:eprints@whiterose.ac.uk) including the URL of the record and the reason for the withdrawal request.



[eprints@whiterose.ac.uk](mailto:eprints@whiterose.ac.uk)  
<https://eprints.whiterose.ac.uk/>

# Enthalpy of formation of ye'elimite and ternesite

Solon Skalamprinos<sup>1</sup>  · Isabel Galan<sup>1,2</sup> · Theodore Hanein<sup>3</sup> · Fredrik Glasser<sup>1</sup>

Received: 15 July 2017 / Accepted: 26 September 2017 / Published online: 17 October 2017  
© The Author(s) 2017. This article is an open access publication

**Abstract** Calcium sulfoaluminate clinkers containing ye'elimite ( $\text{Ca}_4\text{Al}_6\text{O}_{12}(\text{SO}_4)$ ) and ternesite ( $\text{Ca}_5(\text{SiO}_4)_2\text{SO}_4$ ) are being widely investigated as components of calcium sulfoaluminate cement clinkers. These may become low energy replacements for Portland cement. Conditional thermodynamic data for ye'elimite and ternesite (enthalpy of formation) have been determined experimentally using a combination of techniques: isothermal conduction calorimetry, X-ray powder diffraction and thermogravimetric analysis. The enthalpies of formation of ye'elimite and ternesite at 25 °C were determined to be  $-8523$  and  $-5993$   $\text{kJ mol}^{-1}$ , respectively.

**Keywords** Ye'elimite · Ternesite · Enthalpy of formation · Calorimetry · Thermogravimetric analysis · Calcium sulfoaluminate cement

## Introduction

Calcium sulfoaluminate (C $\bar{\text{S}}\bar{\text{A}}$ ) cements, commercially developed in China in the 1970's, are widely regarded as one of the new generation of “eco-friendly” cements and are currently undergoing optimisation. C $\bar{\text{S}}\bar{\text{A}}$  cements can compete with the dominance of Portland cement (PC)

because C $\bar{\text{S}}\bar{\text{A}}$  formulations reduce CO<sub>2</sub> emissions by approximately 30 mass% [1–4]. C $\bar{\text{S}}\bar{\text{A}}$  cements are typically made by clinkering at high-temperature mixtures of limestone, bauxite, clay, and calcium sulphate, forming clinkers consisting primarily of ye'elimite (C<sub>4</sub>A<sub>3</sub>S̄)<sup>1</sup> and belite (C<sub>2</sub>S). Compared with PC, C $\bar{\text{S}}\bar{\text{A}}$  requires less calcium per kg clinker; therefore, less limestone needs to be decarbonated, resulting in a lower carbon footprint. C $\bar{\text{S}}\bar{\text{A}}$  clinker is also produced at 1250–1300 °C; this is approximately 200 °C less than that of PC clinker manufacture, leading to a reduction in both the quality and quantity of required fuel. The embodied CO<sub>2</sub> is also reduced due to the friability of C $\bar{\text{S}}\bar{\text{A}}$  clinkers, reducing the energy requirements for grinding [3, 5–10].

In the search to develop new cements, empirical methods have traditionally been used to optimise compositions. Classical approaches, such as thermodynamics, have not been much used partly because thermodynamic data are sparse, of uncertain reliability, or absent. Nevertheless, we have found simple thermodynamic approaches to provide a valuable tool to optimise compositions and facilitate partial substitution of hydrocarbon fuels by sulphur combustion [11].

The thermodynamic database assembled by Wagman et al. [12] evaluates different data, and we follow these selection criteria. Wagman et al. compiled thermodynamic properties, including standard enthalpy of formation, standard Gibbs free energy, entropy and heat capacity at constant pressure, of inorganic and organic substances, including various cement phases. The selection criteria of conditional thermodynamic values included how the thermodynamic values were measured and the

✉ Solon Skalamprinos  
s.skalamprinos@outlook.com

<sup>1</sup> Department of Chemistry, University of Aberdeen, Aberdeen AB24 3UE, UK

<sup>2</sup> Institute of Applied Geosciences, Graz University of Technology, Rechbauerstrasse 12, 8010 Graz, Austria

<sup>3</sup> Department of Materials Science and Engineering, University of Sheffield, Sheffield S1 3JD, UK

<sup>1</sup> Cement shorthand notations used throughout the text include: C: CaO, A: Al<sub>2</sub>O<sub>3</sub>, S: SO<sub>3</sub>, H: H<sub>2</sub>O, S: SiO<sub>2</sub>, F: Fe<sub>2</sub>O<sub>3</sub>.

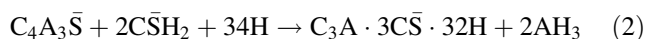

reliability of the data: weighting factors included the probable accuracy of the experimental method, acceptable characterization of the substances, chemical purity and finally, the consistency of the results. Enthalpy data collated by Wagman et al., were determined using four approaches: (i) from calorimetrically measured enthalpies of reaction, fusion, vaporisation, sublimation, transition, solution and dilution; (ii) indirectly, from temperature variation of equilibrium constants; (iii) from spectroscopically determined dissociation energies and (iv) calculations from Gibbs energies and entropies.

Our work, described in [11, 13–17], has identified major areas of deficiency of thermodynamic data for the enthalpy of formation of both ye'elinite and ternesite. Scientists seem to have moved away from the experimental derivation of thermodynamic data, and the equipment previously used has become scarce. Drop calorimeters are usually the preferred choice to measure heats of formation of inorganic compounds, but such equipment was not available to us. However, our ability to measure the heat of hydration (heat of reaction) with calorimetry drove us to determine these values using a series of experimental procedures that combine several techniques: isothermal conduction calorimetry, X-ray powder diffraction (Rietveld analysis and the G-factor method) and thermogravimetric analysis (TGA).

Data for this work were collected at 25 °C. Therefore, the immediate application can be achieved by incorporating the data in software e.g. Gibbs Energy Minimisation Selektor (GEMS) [18, 19], used to model cement hydration processes, at or near ambient temperature. The data produced here will also have application when carrying out high-temperature thermodynamic calculations once their temperature-dependant heat capacities become available.

### Ye'elinite

C $\bar{S}$ A clinkers have relatively high exothermic heats of hydration mainly due to the hydration of ye'elinite. Several authors have studied its hydration: it reacts with water at 25 °C forming calcium monosulfoaluminate hydrate, “monosulphate (AFm)”, and aluminium hydroxide, but in the presence of both water and a stoichiometric excess of calcium sulphate, it forms ettringite (AFt) and aluminium hydroxide, Eqs. 1 and 2.



Cuesta et al. [20] investigated the hydration mechanism of the two polymorphs of synthetic ye'elinite, and its solid solution (Ca<sub>3.8</sub>Na<sub>0.2</sub>Al<sub>5.6</sub>Fe<sub>0.2</sub>Si<sub>0.2</sub>O<sub>12</sub>SO<sub>4</sub>) after 2 and 7 days of hydration; in the absence of additional sulphate,

the hydration products consisted of a mixture of AFm and AFt<sup>2</sup>, while in the presence of calcium sulphate, AFt developed and AFm was absent at late ages. The heat release of stoichiometric and solid-solution ye'elinite was found to be 555 and 577 J g<sub>ye'elinite</sub><sup>-1</sup>, at 20 °C, respectively. The hydration of iron-containing ye'elinite (C<sub>4</sub>A<sub>2.7</sub>F<sub>0.3</sub>S-cubic) and pure ye'elinite (orthorhombic) with and without gypsum was studied by Jansen et al. [21], obtaining minor differences (cubic polymorph showed approx. 2 mass% less consumption) the first 20 h of hydration, where orthorhombic ye'elinite heat release was ≈ 515 J g<sub>ye'elinite</sub><sup>-1</sup>, and cubic ye'elinite ≈ 469 J g<sub>ye'elinite</sub><sup>-1</sup> at 23 °C.

Costa et al. [22] gave thermodynamic values for ye'elinite obtained from solution calorimetry. The heat of formation of ye'elinite was calculated from the data provided by Costa et al. (using: 4 × CaO + 3 × Al<sub>2</sub>O<sub>3</sub> + SO<sub>3</sub>) and found to be − 8406 kJ mol<sup>-1</sup> at 25 °C. Ayed et al. [23] calculated the enthalpy of formation of ye'elinite using a high-temperature conduction microcalorimeter. The synthesis of ye'elinite carried out by using both reagent grade and industrial grade raw materials; no significant differences between the two sets of reactants were observed. At 1300 °C the enthalpy of formation was found to be endothermic, 6388 kJ mol<sup>-1</sup> (when using calcium carbonate, alumina and gypsum as raw materials). Sharp et al. [8] calculated the energy requirements (Δ<sub>r</sub>H) for ye'elinite formation using standard thermochemical data: Δ<sub>r</sub>H ≈ 488 kJ mol<sup>-1</sup>. The standard 25 °C enthalpy of formation of ye'elinite can then be determined by adding the energy requirement to the sum of the enthalpies of the compounds involved, as suggested by Sharp et al. [(3 × CaCO<sub>3</sub> + 3 × Al<sub>2</sub>O<sub>3</sub> + CaSO<sub>4</sub>) − (3 × CO<sub>2</sub>)]: the enthalpy value thus obtained is − 8901 kJ mol<sup>-1</sup> (enthalpy values needed for this calculation were taken from Wagman et al. [12]). By adding the energy requirement of ye'elinite to the enthalpy value, the result is ≈ − 8413 kJ mol<sup>-1</sup>. When we repeat a similar generic calculation by adding the enthalpies involved in the synthesis of ye'elinite but replacing CaCO<sub>3</sub> by CaO: 3 × CaO + 3 × Al<sub>2</sub>O<sub>3</sub> + CaSO<sub>4</sub>, the result is − 8366 kJ mol<sup>-1</sup> (enthalpy values for this calculation were also taken from [12]). Wang et al. [24] reported several methods of calculating the enthalpy of formation and concluded that Wen's method [25] was the most appropriate; it sums the heat of formation of individual

<sup>2</sup> AFm and AFt refer to families of hydrated calcium aluminates with a layered and framework structure respectively, where hydroxide ions may be replaced by sulfate or carbonate. The m and t in the names indicate that the respective crystal structures allow for singular (mono) or tri-substitution of hydroxide ions. Also, ferric iron (shorthand, F) may partially replace alumina in the structure, hence the designation AFm and AFt. The mineral form of AFt is ettringite and the two terms are used interchangeably throughout this article.

oxide components and the heat of reaction evolved in the algebraic combination of the component oxides. The enthalpy of formation of ye'elimite using Wen's method was  $-8393 \text{ kJ mol}^{-1}$ . Finally, Hanein et al. [26] calculated the enthalpy of formation of ye'elimite at selected high temperatures, using the Clausius–Clapeyron relation, by deriving data from vapour pressure measurements at high temperatures [27], between 1290 and 1675 K, obtaining  $-7807 \text{ kJ mol}^{-1}$  at 1523 K (1250 °C).

The reports that calculated the enthalpy of formation of ye'elimite at 25 °C unfortunately do not distinguish between the polymorphism of ye'elimite (cubic and orthorhombic), and therefore the solid is incompletely defined. Reports that calculated the enthalpy of formation at high temperature are, however, almost certainly attributed to cubic ye'elimite.

### Ternesite

Several authors considered ternesite as a “poorly hydraulic phase” [28–31] except under autoclave temperatures [32]. The characterisation of ternesite as a “poorly hydraulic phase” and therefore its supposed insignificant contribution to the cementing potential, possibly explain why it has received little further investigation and hence the paucity of thermodynamic values. However, more recent reports show ternesite to have promising hydration properties [33–37], so it remains of interest. A generic calculation of the enthalpy of ternesite was done by adding the oxides involved:  $4 \times \text{CaO} + 2 \times \text{SiO}_2 + \text{CaSO}_4$ , giving  $-5696 \text{ kJ mol}^{-1}$ ; enthalpy values were taken from [12]. Recent, high-temperature thermodynamic data were theoretically derived from vapour pressure measurements [27] by Hanein et al. [15]; the enthalpy of ternesite formation was calculated to be  $-5673 \text{ kJ mol}^{-1}$  at 1448 K (1175 °C).

## Methods, materials and calculations

### Methods

Ye'elimite and ternesite phase purity was determined using a PANalytical Empyrean diffractometer (XRD) in the Bragg–Brentano geometry operating at 45 kV and 40 mA, equipped with a  $\text{Cu K}\alpha^1$  X-ray source (1.5406 Å), a Ge monochromator and a PIXcel1D detector. The X-ray pattern was measured from  $5^\circ$  to  $70^\circ 2\theta$  with a step size of  $0.0132^\circ$  and time per step 350.625 s. The stage was set to rotate at a rate of one revolution per 4 s, to improve statistics. The Rietveld refinements [38] were carried out using the GSAS software and the peaks were fitted using a Linear Interpolation function with asymmetry correction

and an automatic background fitting [39–41]. The relevant crystal files were sourced from the ICSD database (see Table 1).

Each of three ye'elimite batches (see section “Ye'elimite”) was divided into three subsamples, and early-age hydration was followed using an isothermal conduction calorimeter, Calmetrix I-CAL 4000. Sample materials (water, powder sample and mixing spoon) were placed in the calorimeter 24 h prior testing to allow thermal equilibration. Results were evaluated to verify the repeatability of the instrument: when the difference between measurements was below 3%, results were considered acceptable. All 9 samples were mixed for 20 s before placing them in the calorimeter. The amounts of ye'elimite, gypsum and water are shown in Table 2. For samples (y) and (yg), double the amount of the theoretical water needed was used to ensure sufficient water was present to reach a high degree of hydration [53]; for samples ( $y\frac{1}{2}g$ ), the theoretical amount of water was used according to Eq. 2.

For ternesite, the same procedure was followed as with ye'elimite to measure the heat of hydration, with external mixing of 8 g of solids and 4 g of water. The water-to-solid ratio of 0.5 was chosen to be approximately double the theoretical amount needed (see Eq. 8) to promote hydration at early ages [53]. The water/solid ratio also allowed for an easier mixing of the samples.

The heat release from early-age hydration was monitored for 72 h at 25 °C. Prior to measurements, the calorimeter was calibrated to check its drift. To minimise errors, the calorimeter was operated in an isolated room (away from influential factors such as: heating/cooling systems, wind, direct sunlight and vibrations) at 22 °C. The reference mass was also adjusted to match sample heat capacity [53]. After 72 h inside the calorimeter, the samples were taken out and immediately dried using solvent exchange: about 20 g of acetone was added to  $\approx 5$  g of sample and gently ground to a powder. Once homogenised, more acetone, up to 200 g, was added to displace residual water and left for 5–10 min. The excess acetone was poured out and the sample was left to dry on a filter paper (to increase its surface area) before drying at 30 °C for approximately 3 h [54]. The samples were then further disaggregated using a mortar and a pestle to pass a 75  $\mu\text{m}$  sieve.

X-ray diffraction (XRD) and thermogravimetric (TG) data were collected. Ye'elimite and ternesite hydrated samples were scanned with the same XRD parameters as described previously. For ye'elimite samples, a manual background fitting along with a Pseudo-Voigt 3 (FJC Asymmetry) function was used: data were analysed using PANalytical High Score Plus software. For ternesite samples, GSAS software was used [39], with a shifted

**Table 1** ICSD codes of all phases involved with the Rietveld analysis

Phase	Formula	ICSD code
Ettringite [42]	6CaO·Al <sub>2</sub> O <sub>3</sub> ·3SO <sub>3</sub> ·32H <sub>2</sub> O	155395
Kuzelite [43]	4CaO·Al <sub>2</sub> O <sub>3</sub> ·SO <sub>3</sub> ·12H <sub>2</sub> O	100138
Ye'elimite (orthorhombic) [44]	Ca <sub>4</sub> Al <sub>6</sub> O <sub>12</sub> (SO <sub>4</sub> )	80361
Ye'elimite (cubic) [45]	Ca <sub>4</sub> Al <sub>6</sub> O <sub>12</sub> (SO <sub>4</sub> )	9560
Gypsum [46]	CaSO <sub>4</sub> ·2H <sub>2</sub> O	2057
Calcium aluminate [47]	CaAl <sub>2</sub> O <sub>4</sub>	260
Aluminium oxide [48]	Al <sub>2</sub> O <sub>3</sub>	51687
Ternesite [49]	Ca <sub>5</sub> (SiO <sub>4</sub> ) <sub>2</sub> SO <sub>4</sub>	85123
Portlandite [50]	Ca(OH) <sub>2</sub>	202228
β-Belite [51]	Ca <sub>2</sub> SiO <sub>4</sub>	81096
γ-Belite [51]	Ca <sub>2</sub> SiO <sub>4</sub>	81095
Anhydrite [52]	CaSO <sub>4</sub>	16382

**Table 2** Amount of ye'elimite, gypsum and water incorporated for the heat evolution measurements

Sample ID	Ye'elimite/g	Gypsum/g	Water/g
Series y	3.50	–	3.72
Series yg	2.56	3.31	7.52
Series y <sup>1/2</sup> g	4.23	1.64	3.76

Gypsum was supplied by Saint-Gobain (E516)

Chebyshev function and automatic background fitting. High Score Plus was chosen for the hydrated ye'elimite samples because of the high concentrations of amorphous content: the program allows for more freedom than GSAS when manual fitting of the background is required. The amorphous content in the samples was calculated with the G-factor method [40, 55–57] using an external standard (NIST, SRM-676a) [58].

TG analysis (Stanton Redcroft, STA-780) was used to determine the chemically bound water and quantify the amorphous content in hydrated ye'elimite samples. The instrument was operated from 25 to 1000 °C for hydrated samples kept at 25 °C and from 25 to 600 °C for samples previously heated sequentially at 170, 200 or 230 °C for 20 min. The TG used a 10 °C min<sup>-1</sup> heating rate under continuous purging with nitrogen. The same procedure was followed for ternesite samples kept at 25 °C only. For both compounds, bound water was determined from the mass loss between 30 and 600 °C.

Where the amorphous content was not successfully determined by means of Rietveld analysis, pre-treatment

heat was applied before the TG analysis. Hydrated ye'elimite samples were heated isothermally for 20 min at 170, 200 and 230 °C to remove bound water from AFt, AFm and gypsum but not from aluminium hydroxide. Then the decomposition temperature and mass loss from aluminium hydroxide could be determined, largely free from interferences. Decomposition temperatures and consequent quantifications were calculated using the tangential method [59]. The maximum temperature chosen, 230 °C, is the temperature at which aluminium hydroxide is reported to start decomposing [59]. A mercury thermometer was placed inside the box furnace to monitor the temperature with higher precision.

XRD patterns were also collected for the heat-treated ye'elimite samples on a PANalytical X-pert diffractometer to verify that the crystalline and partly crystalline phases had fully decomposed. The instrument conditions matched exactly that of the Empyrean described earlier, with the exception that the X-pert was not fitted with a monochromator; step size was 0.0262° and time per step was 30.6 s.

## Materials

### Ye'elimite

Ye'elimite was synthesised by mixing stoichiometric amounts of aluminium oxide (1344-28-1, Sigma-Aldrich), calcium carbonate (471-34-1, Sigma-Aldrich) and calcium sulphate (7778-18-9, Fisher Scientific), to obtain a ≈ 100-g batch. The reagents were hand-mixed for 5 min using a mortar and a pestle, adding a few drops of ethanol to facilitate mixing. The reactants were dried at 100 °C for 2 h, placed in a platinum crucible and heated in air in an electric furnace at 1250 °C for 20 min. The sample was again homogenised with a mortar and a pestle for about 2 min and re-heated. After five cycles, the sample purity was 97.5 mass% ye'elimite (85.7 mass% orthorhombic and 11.8 mass% cubic) as determined by XRD-Rietveld; the remaining 2.5 mass% was calcium aluminate (CaAl<sub>2</sub>O<sub>4</sub>).

Ye'elimite was then divided into three portions (y, yg, y<sup>1/2</sup>g). The first two portions (y and yg) were blended according to Eqs. 1 and 2, without and with gypsum, respectively, while mix (y<sup>1/2</sup>g) was weighted according to Eq. 2 with the only difference being that half the theoretical amount of gypsum needed to satisfy Eq. 2 was used. These three formulations were chosen to calculate the enthalpy of formation of ye'elimite: the corresponding gypsum/ye'elimite ratios were 0 (y), 1.02 (y<sup>1/2</sup>g) and 2.04 (yg). All samples were ground to a Blaine fineness of ≈ 1000 m<sup>2</sup> kg<sup>-1</sup> in order to enhance reactivity with



water. A Retsch PM100 ball mill was used for grinding, operating at 350 rpm for 3 min using 50 g batches.

*Ternesite*

Ternesite was synthesised by mixing stoichiometric amounts of previously synthesised belite with anhydrite (7778-18-9, Fisher Scientific), to obtain a 100-g batch. The belite had been synthesised by mixing stoichiometric amounts of SiO<sub>2</sub> (14808-60-7, Fluka) and CaCO<sub>3</sub> (471-34-1, Sigma-Aldrich). Reagents were then mixed and treated as for ye'elimite (see 0). Heating for a total of 3 days, at 1300 °C with 3 intermediate mixings, yielded a 100 mass% C<sub>2</sub>S (63.1 mass% γ and 36.9 mass% β). For the synthesis of ternesite, different combinations of dopants were also made, and an optimum (regarding hydration) was found by adding 0.2 mass% K<sub>2</sub>O, 0.1 mass% Na<sub>2</sub>O and 0.4 mass% MgO (mass% of the total sample) [60]. The batch was sintered in a platinum crucible for 24 h at 1175 °C. The purity of the sample was 91.1 mass% ternesite, 5.3 mass% beta belite, 3.2 mass% gamma belite and 0.5 mass% calcium sulphate. It is possible to reach higher ternesite purity, as reported by Hanein et al. [15], but the process is slower and requires a different setup limiting synthesis to smaller quantities, maximum 20 g/batch. The purity obtained for the present study was considered sufficient for measurements; calculations are described subsequently. Ternesite was ground in 50-g batches using a Retsch ball mill, operating at 500 rpm for 10 min, achieving a Blaine ≈ 800 m<sup>2</sup> kg<sup>-1</sup>. The ground material was then separated into three samples: *t1*, *t2* and *t3* (called *t*-series).

**Calculations and enthalpy of formation data**

*Ye'elimite*

The enthalpy of formation of ye'elimite was calculated from the heat evolved during hydration and the heat of formation of the phases involved. The calculations proceed as follows:

The first step is to redefine Eqs. 1 and 2 in mass% because the results obtained from Rietveld analysis (G-factor method) and TG are also in mass%; Eqs. 3 and 4 show the conversion.

$$65 \text{ mass\% C}_4\text{A}_3\bar{\text{S}} + 35 \text{ mass\% H} \rightarrow 67 \text{ mass\% AFm} + 33 \text{ mass\% AH}_3 \tag{3}$$

$$39 \text{ mass\% C}_4\text{A}_3\bar{\text{S}} + 22 \text{ mass\% C}\bar{\text{S}}\text{H}_2 + 39 \text{ mass\% H} \rightarrow 80 \text{ mass\% AFt} + 20 \text{ mass\% AH}_3 \tag{4}$$

The heat measured in the isothermal conduction calorimeter during hydration at 25 °C equals the enthalpy

of reaction; therefore, the enthalpy of formation of ye'elimite can be calculated as follows:

$$\Delta_r H^o = \sum_{vb} H_{fvb}^o - \sum_{va} H_{fva}^o, \tag{5}$$

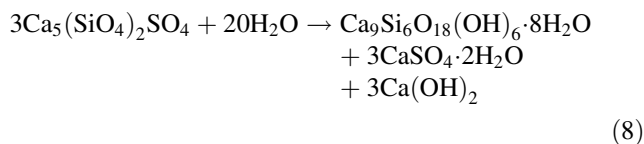
where  $H_f^o$  is the standard enthalpy of formation and the subscripts *b* and *a* stand for products and reactants, respectively. The subscripts *f* and *r* are used to establish the difference between the heat of formation *f* and the heat of reaction *r*. Rearranging Eq. 5, and combining it with Eqs. 3 and 4, two equations are obtained for the enthalpy of formation of ye'elimite: Eqs. 6 and 7. Where *a*, *b*, *c*, *e*, *f*, *g* and *h* correspond to the mass% of each component as quantified using the Rietveld analysis (G-factor) and TG; *d* and *i* correspond to the mass% of the initial amount of ye'elimite minus the unreacted fraction, as quantified via Rietveld analysis (G-factor).

$$\Delta_f H_{C_4A_3\bar{S}}^o = \frac{\Delta_r H_{\text{calorimeter}} + aH_{AFm}^o + bH_{AH_3}^o - cH_H^o}{d_{C_4A_3\bar{S}}} \tag{6}$$

$$\Delta_f H_{C_4A_3\bar{S}}^o = \frac{\Delta_r H_{\text{calorimeter}} + eH_{AFt}^o + fH_{AH_3}^o - gH_H^o - hH_{CSH_2}^o}{i_{C_4A_3\bar{S}}} \tag{7}$$

*Ternesite*

Hydration equations for ternesite are absent from the literature; thus, we derive Eq. 8 based on experimental observations of the reaction: ternesite plus water.



A procedure similar to that used for ye'elimite was followed for ternesite. Conversion of Eq. 8 into mass units gives Eq. 9.

$$80 \text{ mass\% C}_5\text{S}_2\bar{\text{S}} + 20 \text{ mass\% H} \rightarrow 59 \text{ mass\% C - S - H} + 29 \text{ mass\% C}\bar{\text{S}}\text{H}_2 + 12 \text{ mass\% CH} \tag{9}$$

As before; rearranging Eq. 5 and combining it with Eq. 9 gives Eq. 10.

$$\Delta_f H_{C_5S_2\bar{S}}^o = \frac{\Delta_r H_{\text{calorimeter}} + jH_{C-S-H}^o + kH_{CSH_2}^o + lH_{CH}^o - mH_H^o}{n_{C_5S_2\bar{S}}} \tag{10}$$

where *j*, *k*, *l*, and *m* correspond to the mass% of each component as quantified by Rietveld analysis (G-factor) and TG; *n* corresponds to the mass% of the initial amount of ternesite minus the unreacted mass, as quantified by Rietveld analysis (G-factor).

### Enthalpy of formation data

The enthalpies of formation of the relevant compounds involved in the hydration reactions for ye'elimite and ternesite are given in Table 3. Following the procedure used by Wagman et al. [12], we collected enthalpy data determined using a practical approach and where this was not possible, data were collected from theoretical approaches. Values were adopted where no significant variations were found between at least 3 studies. However, an exception was made for C–S–H data because of different definitions of “C–S–H” in the literature, with a broad range of results. For the presentment study, C–S–H data were chosen after a “trial and error” approach using C–S–H data from Ref. [61]. When the error between the generic result of the enthalpy of formation of ternesite (see section “Ye'elimite”) and the experimental result was below 5%, then C–S–H enthalpy data were assumed acceptable. It was found that the most appropriate enthalpy value belonged to jennite (see Table 3); therefore, its value was used throughout all calculations for the determination of the enthalpy of formation of ternesite.

## Results and discussion

### Ye'elimite

The heat evolution curves for the 3 series (y, yg and y<sup>1/2</sup>g) of ye'elimite are shown in Fig. 1. The mechanisms of reaction appear to change with composition. With no added gypsum (y), ye'elimite apparently hydrates in a single process giving an induction period followed by a near-classical acceleration (spontaneous) until deceleration as reactants approach exhaustion. When AFt and both AFt and AFm form (yg and y<sup>1/2</sup>g), the induction period shortens, and the reaction occurs in incompletely resolved steps. Hydration without added gypsum (y) takes approximately 8 h for completion, while with gypsum, yg and y<sup>1/2</sup>g, the reaction is slower, requiring approximately 12 and 16 h, respectively. The total heat released after 72 h of hydration is shown in Table 4. The repeatability of measurements, with an error below 3%, is considered acceptable, as described in section “Methods”.

Results obtained from Rietveld analysis (G-factor) for hydrated ye'elimite samples are shown in Table 5. As expected, the highest amount of ettringite was observed for the sample with a stoichiometric amount of gypsum (yg). The highest ACn (Amorphous and Crystalline not-quantified [40]) was observed for the samples without gypsum (y): this ACn content is attributed to both, AH<sub>3</sub> and amorphous AFm. The amount of ACn is also significant (~ 50 mass%) for the two-series containing gypsum (yg

**Table 3** Enthalpy of formation at 25 °C and the formula mass of all components involved in the calculations

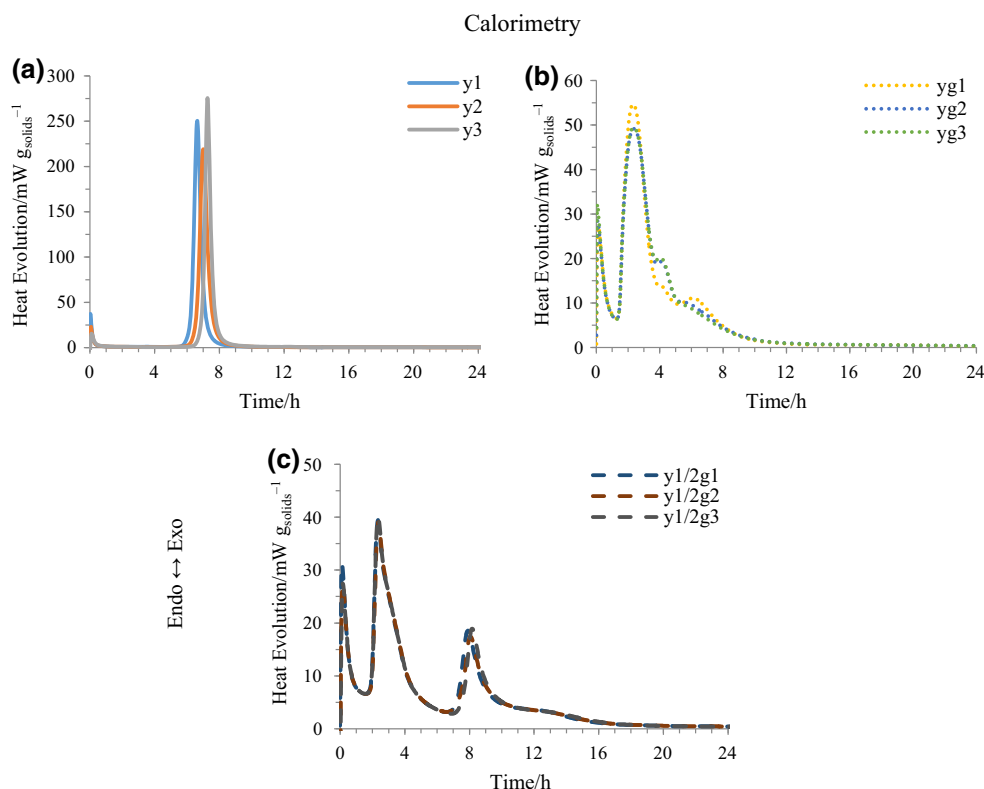
Components	Formula	$\Delta_f H^\circ$ , enthalpy of formation/ J g <sup>-1</sup>	Molar mass/ g mol <sup>-1</sup>
Ettringite <sup>b</sup>	6CaO·Al <sub>2</sub> O <sub>3</sub> ·3SO <sub>3</sub> ·32H <sub>2</sub> O	- 13,974.2	1255.10
Kuzelite <sup>b</sup>	4CaO·Al <sub>2</sub> O <sub>3</sub> ·SO <sub>3</sub> ·12H <sub>2</sub> O	- 14,100.8	622.52
Ye'elimite	Ca <sub>4</sub> Al <sub>6</sub> O <sub>12</sub> (SO <sub>4</sub> )	-	610.26
Water <sup>a</sup>	H <sub>2</sub> O	- 15,871.3	18.02
Amorphous aluminium hydroxide <sup>b</sup>	Al(OH) <sub>3</sub>	- 16,359.0	78.00
Gypsum <sup>b</sup>	CaSO <sub>4</sub> ·2H <sub>2</sub> O	- 11,747.9	172.17
Calcium aluminate <sup>b</sup>	CaAl <sub>2</sub> O <sub>4</sub>	- 14,719.8	158.04
Jennite <sup>c</sup>	Ca <sub>9</sub> Si <sub>6</sub> O <sub>18</sub> (OH) <sub>6</sub> ·8H <sub>2</sub> O	- 14,283.9	1063.37
Portlandite <sup>b</sup>	Ca(OH) <sub>2</sub>	- 13,308.5	74.09
β-belite <sup>b</sup>	Ca <sub>2</sub> SiO <sub>4</sub>	- 13,396.7	172.24
γ-belite <sup>b</sup>	Ca <sub>2</sub> SiO <sub>4</sub>	- 13,457.1	172.24
Anhydrite <sup>a</sup>	CaSO <sub>4</sub>	- 9711.5	136.14
Ternesite	Ca <sub>5</sub> (SiO <sub>4</sub> ) <sub>2</sub> SO <sub>4</sub>	-	480.62

<sup>a</sup>Data from [62], <sup>b</sup>data from [12], <sup>c</sup>data from [61]

and y<sup>1/2</sup>g). The lower ye'elimite reactivity (degree of hydration) was observed for samples having the least water (y<sup>1/2</sup>g). The availability of gypsum and water is the two key components that determined the speciation of hydrates when ye'elimite is hydrated [high ettringite formation (yg – y<sup>1/2</sup>g) and high monosulphate formation (y)].

Differential thermogravimetric analysis (DTG) and mass losses for the hydrated ye'elimite series are shown in Figs. 2 and 3, respectively. As can be seen in Fig. 2, in samples (yg), ettringite and aluminium hydroxide are the only products; both were identified with XRD or DTG. The hydration of ye'elimite with water (y) gives monosulphate as the major phase, along with aluminium hydroxide and a small amount of ettringite (identified only by XRD). Monosulphate and aluminium hydroxide are poorly crystalline and amorphous, respectively, making it impossible to distinguish the two phases by XRD; the same applies for DTG, where mass loss curves of the constituent phases overlap making it impossible to deconvolute mass losses from the constituent phases. A similar difficulty applies to the sample that contains ye'elimite and half the theoretical amount of gypsum for ettringite formation (y<sup>1/2</sup>g). From the XRD analysis, a small diffuse scattering feature can be identified around 10.6° 2θ, attributed to the presence of poorly crystalline monosulphate (AFm). The quantification of this small amount of monosulphate was not feasible either by Rietveld or DTG analysis. Rietveld analysis and

**Fig. 1** Heat evolution curves of ye'elimite: **a** without gypsum (y), **b** with gypsum (yg) and **c** with half the theoretical amount of gypsum ( $y/2g$ ) for the first 24 h of hydration at 25 °C. Each test was repeated 3 times, hence the notations 1, 2, 3



**Table 4** Total heat release of ye'elimite samples the first 72 h of hydration at 25 °C

Sample	Total heat/J $g_{\text{sample}}^{-1}$	SD/J $g_{\text{sample}}^{-1}$	Error between measurements/%
y1	- 303		
y2	- 300		
y3	- 302		
Average	- 302	1.5	0.5
yg1	- 262		
yg2	- 271		
yg3	- 264		
Average	- 266	4.7	1.8
$y/2g1$	- 334		
$y/2g2$	- 330		
$y/2g3$	- 324		
Average	- 329	5.0	1.5

SD and error between the measurements are also given

the G-factor method allow for calculation of the total amount of amorphous content but not the speciation of the poorly crystalline solids. Using TG, events arising from monosulphate and ettringite overlap those arising from aluminium hydroxide decomposition.

To overcome the phase identification difficulty, samples were heat-treated isothermally as described earlier to decompose selectively hydrates other than aluminium hydroxide. As shown in Figs. 4 and 5, the most appropriate treatment is to heat the samples at 200 °C for 20 min: at 230 °C some aluminium hydroxide decomposes, and at 170 °C monosulphate is still present. However, at 200 °C, two small humps left and right of the main peak (Fig. 4) might be due to small amounts of monosulphate but, in general, represents the optimum. Once AFm and AFt are decomposed, the TG mass loss at 220–320 °C can be attributed to aluminium hydroxide.

The extent of solid solution between the  $\text{OH}^-$  and  $\text{SO}_4^{2-}$ -AFm phases, and hence the AFm composition, are not clear in the literature. Several authors reported complete solid solution [63–66], others partial solid solution [67–70] and others no solid solution in aged samples [71]. In the presented study, the AFm formed was a sulphate-AFm from XRD evidence (kuzelite). This assignment of composition is consistent with the absence of alkali and the high sulphate environment which tends to displace  $\text{OH}^-$  from anion positions in AFm.

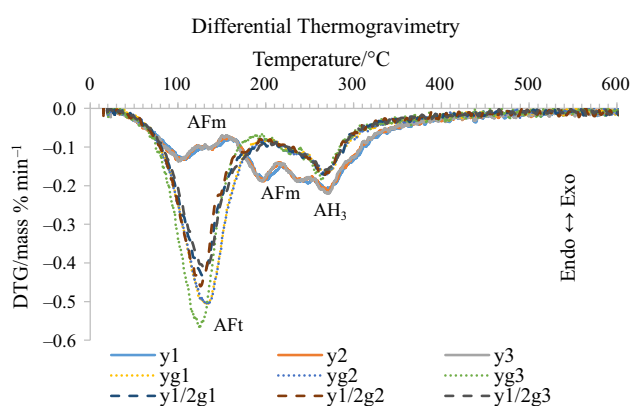
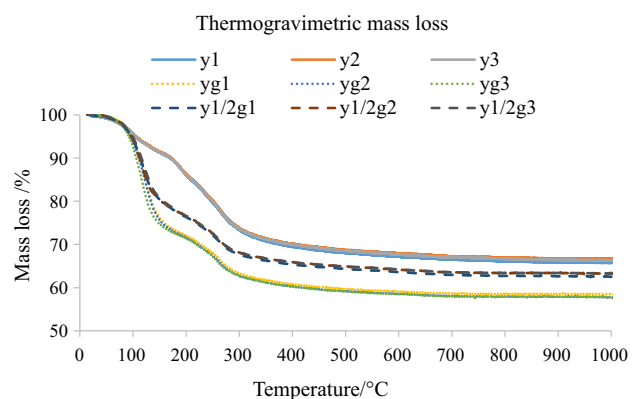
Qualitative XRD analysis of the heat-treated samples is in good agreement with TG, showing mainly aluminium hydroxide as the only hydration product left. In the samples treated at 200 °C, AFt and gypsum (yg and  $y/2g$ ) decomposed completely, and in y samples, most of the AFm also



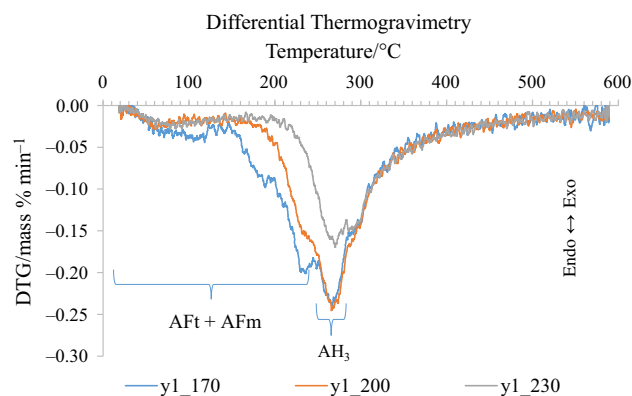
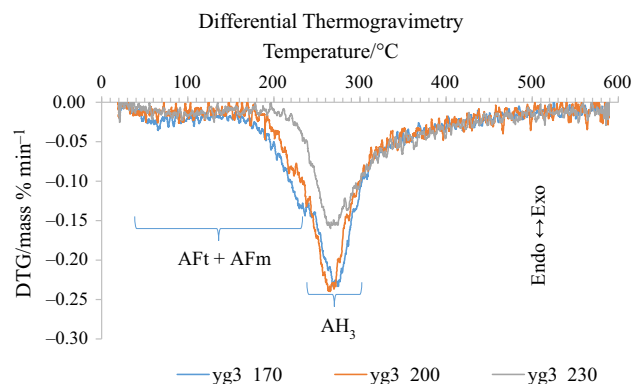
**Table 5** Degree of hydration of ye'elimite and gypsum and the formed hydrates normalised to 100 g of dried sample after 72 h of hydration at 25 °C, determined by Rietveld analysis and the G-factor method

Sample	y1	y2	y3	yg1	yg2	yg3	y <sup>1/2</sup> g1	y <sup>1/2</sup> g2	y <sup>1/2</sup> g3
Hydrates (g 100 g <sub>dried sample</sub> <sup>-1</sup> )									
Ettringite	3.3	2.9	3.0	49.4	47.7	48.1	38.6	38.6	38.4
Monosulphate	17.0	12.7	13.6	0.0	0.0	0.0	0.0	0.0	0.0
ACn	75.2	78.7	78.1	49.9	51.9	51.4	50.0	49.4	50.8
Degree of hydration (mass% consumed)									
C <sub>4</sub> A <sub>3</sub> S <sup>-</sup> -sum	93.0	91.3	91.9	98.1	98.9	98.6	80.5	80.8	80.1
C <sup>-</sup> SH <sub>2</sub>	N/A	N/A	N/A	100	100	100	86.2	81.1	92.1

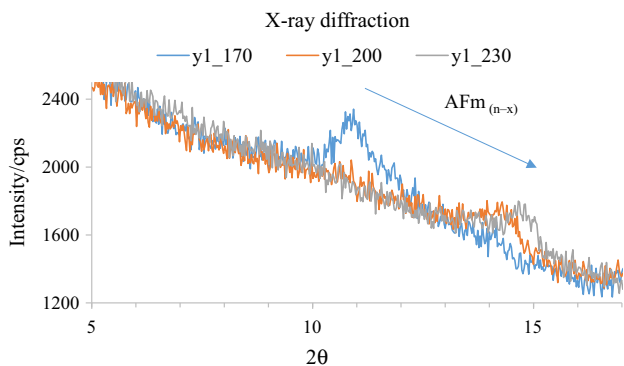
ACn stands for Amorphous and Crystalline not-quantified [40]

**Fig. 2** Differential thermogravimetric analysis of the hydrated samples of ye'elimite with and without gypsum at 25 °C**Fig. 3** Mass loss of the hydrated samples of ye'elimite with and without gypsum at 25 °C

decomposed. An example of a qualitative XRD scan is shown in Fig. 6. As noted, monosulphate did not decompose completely in y samples, even after the sample was heated for 20 min at 230 °C, although a shift of the AFm basal spacing from around 10°–14.5° 2θ indicates loss of water molecules [72, 73].

**Fig. 4** Differential thermogravimetric analysis of the aluminium hydroxide peak following 20-min isothermal treatment at different temperatures 170, 200 and 230 °C, for a sample containing only ye'elimite and water (y)**Fig. 5** Differential thermogravimetric analysis of the aluminium hydroxide peak following 20-min isothermal treatment at different temperatures 170, 200 and 230 °C, for a sample containing ye'elimite, gypsum and water (yg)

Aluminium hydroxide in hydrated ye'elimite preparations decomposed between 220 and 320 °C, and mass loss in that range was used for quantification. The amounts of AFm and/or AFt were calculated in all samples using the



**Fig. 6** AFm decomposition for sample y1 as recorded by XRD. Where y = number of initial water molecules, x = number of water molecules lost during heat treatment, and cps stands for counts per second

bound water loss between 30–220 °C and between 320–600 °C. In case of series y, the amount of AFt, determined by XRD (G-factor), was subtracted from the total, to calculate the amount of AFm. For series (y<sup>1/2</sup>g), the small amount of gypsum (unreacted) determined by XRD (G-factor) was also subtracted from the total in order to calculate the amount of AFt.

The deconvolution of amorphous and crystalline phases via TG improved the accuracy of the results obtained from XRD (G-factor), but as with every experimental method, inherent errors may occur. The reason we include in the quantification calculations of the loss of bound water after 320 °C for AFm and AFt is: when comparing the quantification of the total amount of hydrates between the two methods, XRD (including the amorphous content determined via the G-factor method) and TG, results are in better agreement rather than following the bound water up to a lower temperature for AFt and AFm (until 220 °C). In

all cases, the differences of the total amount of hydrates between the two techniques, TG and XRD, were between 0.01 and 0.7 mass%. Our findings agree with Ref. [59]: phases in the AFm and AFt family lose water up until 600 °C. Table 6 shows our best estimate of the hydration products. The main differences between Tables 5 and 6 are: a) the expression of both reactants and products as grams per 100 g of total sample: this includes the free water content (see caption of Table 6) and the addition of unreacted materials in “products”, and b) the inclusion of AH<sub>3</sub> and total AFm (crystalline and amorphous) in Table 6 (obtained from the heat treatment and TG measurements).

Comparing Tables 5 and 6, it is apparent that discrepancies exist between the amounts of ettringite determined by XRD and by TG: these discrepancies are not fully resolved but relate to difficulties in fixing the boundary between a “crystalline” and an “amorphous” phase. In all cases, aluminium hydroxide was between 20 and 30 mass%, with the highest amounts observed for sample series where gypsum was absent. The highest AFt formation was observed for sample series yg, where it is well correlated with the maximum consumption of ye'elimite and full depletion of gypsum.

With the enthalpies from Table 3, the mass% of Table 6 and the heat of reaction measured by the isothermal calorimeter (Table 4), the enthalpy of formation of ye'elimite was calculated (Table 7). Data from the three compositions (all 9 results) give high accuracy and high precision, so all 9 results are used to calculate the mean value of the enthalpy of formation of ye'elimite. The differences among the three series (y, yg, y<sup>1/2</sup>g1) are most likely due to quantification errors of the three main phases: AFm, AFt and AH<sub>3</sub>. The combination of two quantification techniques, XRD (Rietveld analysis and the G-factor

**Table 6** Phase composition of a 100-g ye'elimite sample after 72 h of hydration at 25 °C, as derived from the combination of both techniques, Rietveld analysis (G-factor) at first along with the corrections based on TG

Sample	y1	y2	y3	yg1	yg2	yg3	y <sup>1/2</sup> g1	y <sup>1/2</sup> g2	y <sup>1/2</sup> g3
g 100 g <sup>-1</sup> <sub>paste</sub> (reactants)									
Ye'elimite	47.5	47.5	47.5	27.4	27.4	27.4	46.6	46.6	46.6
Gypsum	N/A	N/A	N/A	15.8	15.8	15.8	13.4	13.4	13.4
Calcium aluminate	1.0	1.0	1.0	0.6	0.6	0.6	1.0	1.0	1.0
Initial water	51.5	51.5	51.5	56.2	56.2	56.2	39.0	39.0	39.0
g 100 g <sup>-1</sup> <sub>paste</sub> (products)									
Ettringite	2.8	2.4	2.5	64.9	65.8	66.3	62.2	61.4	62.8
Monosulphate	48.8	47.9	48.2	0.0	0.0	0.0	0.0	0.0	0.0
Aluminium hydroxide	29.0	28.6	28.7	21.4	21.3	20.7	23.6	23.1	23.0
Ye'elimite (unreacted)	3.9	5.0	4.6	0.6	0.4	0.5	9.8	9.8	10.1
Free water	15.5	16.1	16.0	13.1	12.6	12.6	2.4	2.9	2.9
Gypsum (unreacted)	N/A	N/A	N/A	0.0	0.0	0.0	2.0	2.8	1.2

Free water was determined by subtracting bound water taken after TG mass loss between 30 and 600 °C, from the initial water

**Table 7** Enthalpy of formation of ye'elimite using 3 different mix designs (y, yg, y $\frac{1}{2}$ g) as calculated at 25 °C along with the standard deviation (SD) and error of each experimental series and in a combination of all three

Sample	$\Delta_f H^\circ$ , Enthalpy of formation/kJ mol $^{-1}$	SD/kJ mol $^{-1}$	Error between measurements/%
y1	- 8620		
y2	- 8624		
y3	- 8624		
average	- 8623	2	0.0
yg1	- 8625		
yg2	- 8629		
yg3	- 8597		
average	- 8617	18	0.2
y $\frac{1}{2}$ g1	- 8334		
y $\frac{1}{2}$ g2	- 8145		
y $\frac{1}{2}$ g3	- 8511		
average	- 8330	183	2.2
total average	- 8523	167	2.0

The final results are converted from J g $^{-1}$  to kJ mol $^{-1}$

method) and TG, lowered the error into an acceptable range given the numerous error factors.

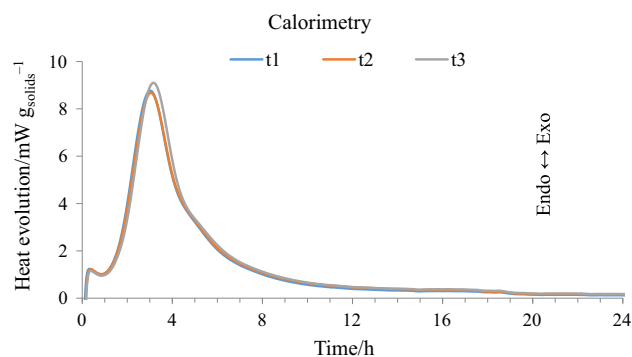
### Ternesite

The cumulative heat data and the heat evolution curves after 72 and 24 h of hydration are shown in Table 8 and Fig. 7, respectively. After a small initial peak, the hydration follows a main exothermic peak with a maximum between the 3rd and the 4th hours. Around the 5th hour, a slight shoulder is apparent, possibly indicating a new event that lasts up to ~ 20 h, generating low heat. Ternesite cumulative heat measurements have a slightly higher error between datasets partly because of the lower amount of heat generated per gram, compared with ye'elimite (see Tables 4, 8).

**Table 8** Total heat release of the first 72 h of hydration of all ternesite samples at 25 °C

Sample	Total heat/J g $_{\text{sample}}^{-1}$	SD/J g $_{\text{sample}}^{-1}$	Error between measurements/%
t1	- 83		
t2	- 87		
t3	- 91		
Average	- 87	4.0	4.6

Average, SD and error between the measurements are also given



**Fig. 7** Heat evolution curves of ternesite samples the first 24 h of hydration at 25 °C

**Table 9** Degree of hydration of ternesite and beta belite and the formed hydrates normalised to 100 g of dried sample after 72 h of hydration at 25 °C, as determined by Rietveld analysis and the G-factor method

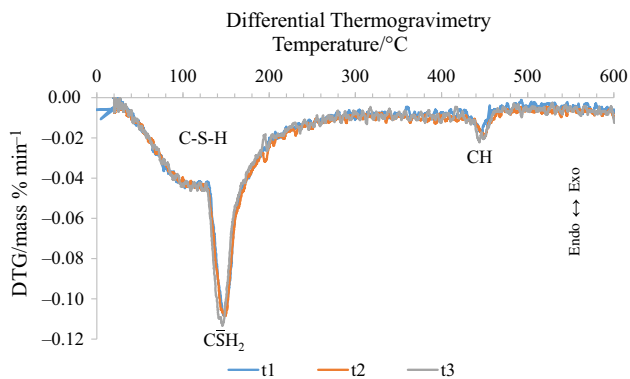
Sample	t1	t2	t3
Hydrates (g 100 g $_{\text{dried sample}}^{-1}$ )			
Gypsum	8.8	8.5	8.2
Portlandite	0.4	0.4	0.4
ACn	38.0	39.6	40.5
Degree of hydration (mass% consumed)			
C $_5$ S $_2$ S	40.6	41.7	42.4
$\beta$ -C $_2$ S	79.6	78.5	79.6

ACn stands for amorphous and crystalline not-quantified [40]

Results obtained from Rietveld analysis (G-factor method) for ternesite hydration are shown in Table 9. Ternesite shows a significant reactivity: after 72 h, around 40 mass% of ternesite has been consumed. Complete consumption of reactants was not achieved within 72 h; nevertheless, Eq. 10 considers the reactivity of ternesite and, thus, will not be an obstacle for calculating the enthalpy of formation. The main hydration products are C-S-H and gypsum, small amounts of portlandite are also present.

Differential thermogravimetric analysis for ternesite is shown in Fig. 8. The presence of C-S-H, gypsum and portlandite is in good agreement with the XRD results; all amorphous content calculated from the G-factor method was assigned to C-S-H.

The amount of C-S-H was cross-calculated via TG and the loss of bound water from 30 to 600 °C [59], minus the quantities of gypsum and portlandite, as determined via XRD. The composition of ternesite samples, expressed as grams per 100 g of total sample, are given in Table 10. The bound water (mass loss between 30 and 600 °C) was subtracted from the initial water to calculate the free water



**Fig. 8** Differential thermogravimetric analysis of the hydrated samples of ternesite at 25 °C

**Table 10** Phase composition of a 100-g ternesite sample, as derived from the combination of both techniques, Rietveld analysis (G-factor) and TG. Free water was determined by subtracting bound water taken after TG mass loss between 30 and 600 °C, from the initial water

Sample	<i>t</i> 1	<i>t</i> 2	<i>t</i> 3
g 100 g <sub>paste</sub> <sup>-1</sup> (reactants)			
Ternesite	60.72	60.72	60.72
Anhydrite	0.30	0.30	0.30
β-Belite	3.51	3.51	3.51
γ-Belite	2.13	2.13	2.13
Water	33.33	33.33	33.33
g 100 g <sub>paste</sub> <sup>-1</sup> (products)			
C–S–H	28.18	31.55	30.88
Gypsum	7.46	7.02	6.92
β-Belite	0.83	0.84	0.81
γ-Belite	2.67	2.31	2.38
Free water	19.02	18.75	18.83
Portlandite	0.32	0.35	0.36
Ternesite	41.52	39.18	39.81

**Table 11** Enthalpy of formation of ternesite as calculated at 25 °C along with the standard deviation (SD) and error

Sample	$\Delta_f H^\circ$ , Enthalpy of formation/kJ mol <sup>-1</sup>	SD/kJ mol <sup>-1</sup>	Error between measurements/%
<i>t</i> 1	– 5916		
<i>t</i> 2	– 6042		
<i>t</i> 3	– 6021		
Average	– 5993	68	1.1

content needed for the calculation of the enthalpy of formation. In all three samples, the differences of the total amount of hydrates between the two techniques, TG and XRD, were between 0.6 and 2.6 mass%.

**Table 12** Comparison of all the enthalpies of formation of ye'elimite at 25 °C with our result along with the SD and error between the presented result and the data found in the literature

	$\Delta_f H^\circ$ , Enthalpy of formation/kJ mol <sup>-1</sup>	SD from the presented result/kJ mol <sup>-1</sup>	Error from the presented result/%
Sharp et al. [8]	– 8413	78	0.9
Wenlong et al. [24]	– 8393	92	1.1
Costa et al. [22]	– 8406	83	1.0
Presented generic result, see section “Ye'elimite” (sum of oxides) <sup>a</sup>	– 8366	111	1.3
Presented result at 25 °C	– 8523	–	–

<sup>a</sup>Enthalpy data were collected from Wagman et al. [12]

**Table 13** Comparison of the enthalpy of formation of ternesite at 25 °C with our result along with the SD and error between the presented result and the data found in the literature

	$\Delta_f H^\circ$ , Enthalpy of formation/kJ mol <sup>-1</sup>	SD from the presented result/kJ mol <sup>-1</sup>	Error from the presented result/%
Presented generic result, see section “Ye'elimite” (sum of oxides) <sup>a</sup>	– 5696	210	3.7
Presented result at 25 °C	– 5993	–	–

<sup>a</sup>Enthalpy data were collected from Wagman et al. [12]

The main differences between Tables 9 and 10 are the inclusion of free water and the unreacted amount of ternesite in “products”, as well the expression of both reactants and products as grams per 100 g of total sample. Consequently, the differences between the two tables in regards to the amount of C–S–H is due to the expression of the “products” as grams per 100 g of total sample; furthermore, C–S–H quantification values were adopted from TG. The amounts of portlandite and gypsum did not change much as both results obtained from Rietveld analysis only.

Combining enthalpies from Table 3, mass% from Table 10 and the heat of reaction from Table 8, the enthalpy of formation of ternesite was calculated (Table 11). All three results have high accuracy and high precision, thus the inclusion of all results to calculate the mean value.

## Data comparison

The comparison of all results referenced for both phases, ye'elimite and ternesite at 25 °C, can be found in Tables 12 and 13, respectively. Comparing the mean obtained value of the enthalpy of formation of ye'elimite, with the ones reported in references [8, 22, 24] and with the result from the generic calculation mentioned in section “Ye'elimite”, it can be seen that all 5 results are in good agreement, considering that the error around 1 % is acceptable.

Unfortunately, no data exist in the literature for ternesite at 25 °C. However, comparing the generic value from section “Ye'elimite”, the calculated value is in good agreement (see Table 13). The method used is validated here from the derived enthalpy of ye'elimite (see Table 11). The error from the generic value seems to be high, perhaps because: (a) the value of enthalpy of formation of the C–S–H<sup>3</sup> that was inappropriate and/or (b) impurities that were present in the synthesis of ternesite might have influenced the result. Although the ternesite sample was not as phase pure as ye'elimite and the hydration degree was not as complete, the calculation was carried out successfully.

## Additional discussion

The data reported here represent conditional thermodynamic values because the reaction products are not fixed or not of constant crystallinity but depend on the experimental conditions. This is for several reasons: first, the composition of a phase, e.g., C–S–H, may not be fixed: it can vary in Ca/Si ratio as well as in water content. However, the evidence, admittedly somewhat indirect, is that the C–S–H composition is close to that of jennite. Other examples are given, for example, the ratio of hydroxide to sulphate in AFm. Secondly, the phase may vary in crystallinity: an example is aluminium hydroxide that was characterised initially as amorphous. The appellation “amorphous” was judged visually from the quality of its XRD pattern using radiation Cu Ka (1.5406 Å). However, although the early formed (up to 72 h) product is nearly amorphous, but with time the ordering of the aluminium hydroxide phase improves, possibly towards gibbsite. As crystallinity changes, the thermodynamic properties of the solid change. Problems also arise with characterisation of the crystalline phases. We assume that the properties of solids: ternesite

<sup>3</sup> The C–S–H formation was assumed to be with a ratio of Ca/Si = 1.5 to satisfy the existing data for the enthalpy of formation of C–S–H and more specifically jennite. However, the low percentages of portlandite suggests that the C–S–H formed was with a higher Ca/Si ratio, most likely closer to 2. Such enthalpy data unfortunately do not exist yet, hence the possible error in the measurement.

and ye'elimite are constant. However, ye'elimite preparations consist of variable proportions of cubic and orthorhombic variants. Probably the orthorhombic phase is a distorted, low-temperature variant of the cubic structure and the two have very similar thermodynamic properties, but the differences are not known with certainty. However, our presented result for ye'elimite is more representative for the orthorhombic polymorph.

The time- and temperature-dependent changes among the hydrate products mean that we have not determined the absolute values of equilibrium processes for some phases particularly C–S–H which persists entirely metastable. Nevertheless, what we determine is reproducible, so the data at least refer to real processes. So, while the data obtained may represent a mixture of stabilities and we are unable precisely to define the constitution of some of the constituent solids, the term “conditional” has been used to describe the values.

Cement clinkers are usually multiphase, and in some cases, the solids show strong interactions with each other as well as with water. For example, experience teaches that the hydration of ye'elimite is very sensitive to calcium sulphate content and availability and we have therefore proportioned experiments to describe different calcium sulphate/ye'elimite ratios.

Thus, several assumptions have been made to achieve the data presented here and it is impossible to give an accurate absolute estimate of the impact of errors, and moreover not all potential sources of error are evident. Nevertheless, it gives comfort that the value reported here for ye'elimite is in good agreement with others in the literature. No data have been found for ternesite at 25 °C, and the presented value is the first to be obtained.

## Conclusions

The combination of isothermal conduction calorimetry, XRD and TG has proved to be a good approach for determining the enthalpy of formation of cement phases experimentally. As with any other experimental procedure, errors are present, but they can be minimised by giving close attention to methods and techniques. The presented procedure can be used to determine the enthalpy of formation of all reacting cement phases, but with care when it comes to deconvolution and identification of amorphous or poorly crystalline phases. Because the stoichiometry of the presented reactions cannot be precisely defined, the thermodynamic values in both cases, ye'elimite and ternesite, are conditional.

- After 72 h of hydration at 25 °C, it was found that for ye'elimite:



- At a ratio of gypsum/ye'elimite = 0, AFm was the major phase, while AFt was also present in traces.
  - At a ratio of gypsum/ye'elimite = 1.02, AFt was the major phase, where a small percentage of AFm was also present.
  - At a ratio of gypsum/ye'elimite = 2.04, AFt was the major phase, and no AFm was observed.
  - In all cases, the amount of AH<sub>3</sub> was significant and between 20 and 30 mass%.
  - The highest consumption of ye'elimite was observed for the sample having a gypsum/ye'elimite ratio = 2.04 and double the theoretical water according to the stoichiometric equation.
  - The enthalpy of formation was calculated to be  $-8523 \text{ kJ mol}^{-1}$ .
- After 72 h of hydration at 25 °C, it was found that for ternesite:
- Can hydrate with water to give mainly C–S–H and gypsum. Small percentages of portlandite were also found.
  - The enthalpy of formation was calculated to be  $-5993 \text{ kJ mol}^{-1}$ .

**Acknowledgements** The authors thankfully acknowledge the financial support provided by the Gulf Organisation for Research and Development (GORD) through the research Grant Number ENG016RGG11757 and the University of Aberdeen.

**Open Access** This article is distributed under the terms of the Creative Commons Attribution 4.0 International License (<http://creativecommons.org/licenses/by/4.0/>), which permits unrestricted use, distribution, and reproduction in any medium, provided you give appropriate credit to the original author(s) and the source, provide a link to the Creative Commons license, and indicate if changes were made.

## References

- Gartner E, Quillin K. Low-CO<sub>2</sub> cements based on calcium sulfoaluminates. *Sustain Cem Concrete Ind Nor Cem Assoc.* 2007;16:95–105.
- Li G, Walenta G, Gartner E. Formation and hydration of low-CO<sub>2</sub> cements based on belite, calcium sulfoaluminate and calcium aluminoferrite. In: 12th Int Congr Chem Cem, Montreal. 2007. p. 9–12.
- Morin V, Walenta G, Gartner E, Termkhajomkit P, Baco I, Casabonne JM. Hydration of a belite-calcium sulfoaluminate-ferrite cement: Aether<sup>TM</sup>. In: 13th Int Congr Chem Cem, Madrid. 2011.
- Hanein T, Imbabi MS, Glasser FP, Bannerman MN. Lowering the carbon footprint and energy consumption of cement production: a novel Calcium SulfoAluminate cement production process. In: 1st Int Con Grand Chall Const Mater, Los Angeles. 2016.
- WBCSD. Cement Technology Roadmap. 2009.
- WBCSD. Low Carbon Technology Partnerships initiative. 2015.
- Glasser FP, Zhang L. High-performance cement matrices based on calcium sulfoaluminate-belite compositions. *Cem Concr Res.* 2001;31:1881–6.
- Sharp J, Lawrence C, Yang R. Calcium sulfoaluminate cements—low-energy cements, special cements or what? *Adv Cem Res.* 1999;11:3–13.
- Lan W, Glasser FP. Hydration of calcium sulphoaluminate cements. *Adv Cem Res.* 1996;8:127–34.
- Zhang L, Glasser FP. Hydration of calcium sulfoaluminate cement at less than 24 h. *Adv Cem Res.* 2002;14:141–55.
- Hanein T, Glasser F, Bannerman M. Thermodynamics of Portland cement clinkering. In: 14th Int Congr Chem Cem, Beijing. 2015.
- Wagman DD, Evans WH, Parker VB, Schumm RH, Halow I. The NBS tables of chemical thermodynamic properties. Selected values for inorganic and C1 and C2 organic substances in SI units. *Nat Stand Ref Data Sys.* 1982.
- Imbabi MS, Glasser FP, Galan I. Method for producing cement. US patent, Application 14/888, 183, 2014.
- Hanein T, Galan I, Elhoweris A, Khare S, Skalamprinos S, Jen G, Whittaker M, Imbabi MS, Glasser FP, Bannerman MN. Production of belite calcium sulfoaluminate cement using sulfur as a fuel and as a source of clinker sulfur trioxide: pilot kiln trial. *Adv Cem Res.* 2016;28:643–53.
- Hanein T, Galan I, Glasser FP, Skalamprinos S, Elhoweris A, Imbabi MS, Bannerman MN. Stability of ternesite and the production at scale of ternesite-based clinkers. *Cem Concr Res.* 2017;98:91–100.
- Galan I, Elhoweris A, Hanein T, Bannerman MN, Glasser FP. Advances in clinkering technology of calcium sulfoaluminate cement. *Adv Cem Res.* 2017;. doi:10.1680/jadcr.17.00028.
- Galan I, Hanein T, Elhoweris A, Bannerman MN, Glasser FP. Phase compatibility in the system CaO–SiO<sub>2</sub>–Al<sub>2</sub>O<sub>3</sub>–SO<sub>3</sub>–Fe<sub>2</sub>O<sub>3</sub> and the effect of partial pressure on the phase stability. *Ind Eng Chem Res.* 2017;56:2341–9.
- Kulik DA, Wagner T, Dmytrieva SV, Kosakowski G, Hingerl FF, Chudnenko KV, Berner UR. GEM-Selektor geochemical modeling package: revised algorithm and GEMS3K numerical kernel for coupled simulation codes. *Comput Geosci.* 2013;17:1–24.
- Wagner T, Kulik DA, Hingerl FF, Dmytrieva SV. GEM-Selektor geochemical modeling package: TSolMod library and data interface for multicomponent phase models. *Can Mineral.* 2012;50:1173–95.
- Cuesta A, Álvarez-Pinazo G, Sanfélix SG, Peral I, Aranda MAG, De la Torre AG. Hydration mechanisms of two polymorphs of synthetic ye'elimite. *Cem Concr Res.* 2014;63:127–36.
- Jansen D, Spies A, Neubauer J, Ectors D, Goetz-Neunhoeffer F. Studies on the early hydration of two modifications of ye'elimite with gypsum. *Cem Concr Res.* 2017;91:106–16.
- Costa U, Massazza F, Testolin M. Heats of formation of C<sub>4</sub>A<sub>3</sub>S̄, 4SrO·3Al<sub>2</sub>O<sub>3</sub>. *Il Cemento.* 1972;2:61–8.
- Ayed F, LeHoux P, Sorrentino F. Calcium sulfoaluminate formation. In: 14th Int Con Cem Micro. Costa Mesa. 1992. p. 325–333.
- Wenlong W, Xiaodong C, Ying C, Yong D, Chunyuan M. Calculation and verification for the thermodynamic data of 3CaO·3Al<sub>2</sub>O<sub>3</sub>·CaSO<sub>4</sub>. *Chin J Chem Eng.* 2011;19:489–95.
- Wen YK, Shao J, Wang SS, Chen DW. A simplified formula to calculate heat of formation of oxyacid salt and mineral. *Acta Metall Sin.* 1979;15(08):98–108.
- Hanein T, Elhoweris A, Galan I, Glasser FP, Bannerman MC. Thermodynamic data of ye'elimite (C<sub>4</sub>A<sub>3</sub>S̄) for cement clinker equilibrium calculations. In: 35th Cem Concr Res. 2015.
- Choi G, Glasser FP. The sulphur cycle in cement kilns: vapour pressures and solid-phase stability of the sulphate phases. *Cem Concr Res.* 1988;18:367–74.

28. Beretka J, de Vito B, Santoro L, Sherman N, Valenti GL. Utilization of industrial wastes and by-products for the synthesis of special cements. *Resour Conserv Recycl.* 1993;9:179–90. doi:10.1016/0921-3449(93)90002-W.
29. Sherman N, Beretka J, Santoro L, Valenti GL. Long-term behaviour of hydraulic binders based on calcium sulfoaluminate and calcium sulfosilicate. *Cem Concr Res.* 1995;25:113–26.
30. Beretka J, Marroccoli M, Sherman N, Valenti GL. The influence of  $C_4A_3S$  content and WS ratio on the performance of calcium sulfoaluminate-based cements. *Cem Concr Res.* 1996;26:1673–81.
31. Beretka J, Cioffi R, Marroccoli M, Valenti GL. Bulk inert waste: an opportunity for use energy-saving cements obtained from chemical gypsum and other industrial wastes. *Waste Manag.* 1996;16:231–5. doi:10.1016/S0956-053X(96)00046-3.
32. Tadzhev T, Atakuziev T, Tadzhev F. Hardening of anhydrous calcium sulfoaluminate and sulfosilicate. *UDC.* 1973;691:1434–7.
33. Haha MB, Bullerjahn F, Zajac M. On the reactivity of ternesite. In: 14th Int Congr Chem Cem, Beijing, 2015.
34. Dienemann W, Schmitt D, Bullerjahn F, Haha MB. Belite-Calciumsulfoaluminate-Ternesite (BCT)—a new low carbon clinker technology. *Cem Int.* 2013;11:100–9.
35. Bullerjahn F, Schmitt D, Ben Haha M. Effect of raw mix design and of clinkering process on the formation and mineralogical composition of (ternesite) belite calcium sulfoaluminate ferrite clinker. *Cem Concr Res.* 2014;59:87–95.
36. Bullerjahn F, Zajac M, Ben Haha M. CSA raw mix design: effect on clinker formation and reactivity. *Mater Struct.* 2015;48:3895–911.
37. Dienemann W, Haha MB. Belite Calcium sulfoaluminate Ternesite (BCT)—a new alternative binder concept. In: 19th Int Con Build Mater, Weimar, 2015.
38. Rietveld H. A profile refinement method for nuclear and magnetic structures. *J Appl Cryst.* 1969;2:65–71.
39. Larson AC, Von Dreele RB. General structure analysis system (GSAS). Rep No LA-UR 86. 2004.
40. Aranda MA, Ángeles G, León-Reina L. Rietveld quantitative phase analysis of OPC clinkers, cements and hydration products. *Rev Miner Geochem.* 2012;74:169–209.
41. De La Torre AG, Bruque S, Aranda MA. Rietveld quantitative amorphous content analysis. *J Appl Cryst.* 2001;34:196–202.
42. Goetz-Neunhoffer F, Neubauer J. Refined ettringite ( $Ca_6Al_2(SO_4)_3(OH)_{12} \cdot 26H_2O$ ) structure for quantitative X-ray diffraction analysis. *Powder Diffr.* 2006;21:4–11.
43. Allmann R. Refinement of the hybrid layer structure ( $Ca_2Al(OH)_6 + (0.5 SO_4 \cdot 3H_2O)$ ). *Monatshefte (Band = Jahr).* 1950;136–44.
44. Calos NJ, Kennard CH, Whittaker AK, Davis RL. Structure of calcium aluminate sulfate  $Ca_4Al_6O_{16}S$ . *J Solid State Chem.* 1995;119:1–7.
45. Saalfeld H, Depmeier W. Silicon-free compounds with sodalite structure. *Cryst Res Technol.* 1972;7:229–33.
46. Cole W, Lancucki C. A refinement of the crystal structure of gypsum  $CaSO_4 \cdot 2H_2O$ . *Acta Cryst Sect B Struct Crystallogr Cryst Chem.* 1974;30:921–9.
47. Hoerkner W, Mueller Buschbaum H. Zur Kristallstruktur von  $CaAl_2O_4$ . *J Inorg Nucl Chem.* 1976;38:983–4.
48. Töbrens D, Stüßer N, Knorr K, Mayer H, Lampert G. E9: the new high-resolution neutron powder diffractometer at the Berlin neutron scattering center. *Mater Sci Forum.* 2001;378:288–93.
49. Irran E, Tillmanns E, Hentschel G. Ternesite,  $Ca_5(SiO_4)_2SO_4$ , a new mineral from the Ettringer Bellerberg/Eifel, Germany. *Miner Pet.* 1997;60:121–32.
50. Chaix-Pluchery O, Pannetier J, Bouillot J, Niepce J. Structural prereactional transformations in  $Ca(OH)_2$ . *J Solid State Chem.* 1987;67:225–34.
51. Mumme W, Hill R, Bushnell-Wye G, Segnit E. Rietveld crystal structure refinements, crystal chemistry and calculated powder diffraction data for the polymorphs of dicalcium silicate and related phases. *Neues Jahrbuch für Mineralogie-Abhandlungen.* 1995;169:35–68.
52. Kirfel A, Will G. Charge density in anhydrite,  $CaSO_4$ , from X-ray and neutron diffraction measurements. *Acta Cryst Sect B Struct Crystallogr Cryst Chem.* 1980;36:2881–90.
53. Wadsö L. Operational issues in isothermal calorimetry. *Cem Concr Res.* 2010;40:1129–37.
54. Galan I, Beltagui H, García-Maté M, Glasser F, Imbabi M. Impact of drying on pore structures in ettringite-rich cements. *Cem Concr Res.* 2016;84:85–94.
55. Jansen D, Stabler Ch, Goetz-Neunhoffer F, Dittrich S, Neubauer J. Does Ordinary Portland Cement contain amorphous phase? A quantitative study using an external standard method. *Powder Diffr.* 2011;26:31–8.
56. Jansen D, Goetz-Neunhoffer F, Lothenbach B, Neubauer J. The early hydration of Ordinary Portland Cement (OPC): an approach comparing measured heat flow with calculated heat flow from QXRD. *Cem Concr Res.* 2012;42:134–8.
57. Álvarez-Pinazo G, Cuesta A, García-Maté M, Santacruz I, Losilla ER, la Torre AGD, León-Reina L, Aranda MAG. Rietveld quantitative phase analysis of Yeelimite-containing cements. *Cem Concr Res.* 2012;42:960–71.
58. Cline JP, Von Dreele RB, Winburn R, Stephens PW, Filliben JJ. Addressing the amorphous content issue in quantitative phase analysis: the certification of NIST standard reference material 676a. *Acta Crystallogr Sect A Found Crystallogr.* 2011;67:357–67.
59. Scrivener K, Snellings R, Lothenbach B. A practical guide to microstructural analysis of cementitious materials. CRS Press US. Taylor & Francis Group, 2016.
60. Skalamprinos S, Jen G, Galan I, Whittaker M, Elhoweris A, Glasser F. The synthesis and hydration of ternesite,  $Ca_5(SiO_4)_2SO_4$ . *Cem Concr Res.* Unpublished manuscript/under review.
61. Blanc P, Bourbon X, Lassin A, Gaucher EC. Chemical model for cement-based materials: temperature dependence of thermodynamic functions for nanocrystalline and crystalline C–S–H phases. *Cem Concr Res.* 2010;40:851–66.
62. Matschei T, Lothenbach B, Glasser FP. Thermodynamic properties of Portland cement hydrates in the system  $CaO-Al_2O_3-SiO_2-CaSO_4-CaCO_3-H_2O$ . *Cem Concr Res.* 2007;37:1379–410.
63. Jones F. The quaternary system  $CaO-Al_2O_3-CaSO_4-H_2O$  at 25 °C. *Trans Faraday Soc.* 1939;35:1484–510.
64. D'Ans J, Eick H. Das System  $CaO-Al_2O_3-CaSO_4-H_2O$  bei 20 °C. *Zement-Kalk-Gips.* 1953;6:302–11.
65. Turriziani R, Schippa G. Riconoscimento all'ATD ed ai raggi X dei solidi quaternari  $CaO-Al_2O_3-CaSO_4-H_2O$ . 1955.
66. Kalousek GL. Sulfoaluminates of calcium as stable and metastable phases, and a study of a portion of the five-component system  $CaO-SO_3-Al_2O_3-Na_2O-H_2O$  at 25°C. Diss. 1941.
67. Roberts MH. Calcium aluminate hydrates and related basic salt solid solutions. In: 5th Int. Sym Chem Cem. Tokyo, vol. 2. 1969. p. 104–117.
68. Seligmann P, Greening NR. Phase equilibria of cement-water. In: 5th Int. Sym Chem Cem. Tokyo, vol. 2. 1969. p. 179–200.
69. Pollmann H. Solid-solution in the system  $3CaO \cdot Al_2O_3 \cdot CaSO_4 \cdot AQ \cdot 3CaO \cdot Al_2O_3 \cdot Ca(OH)_2 \cdot AQ \cdot H_2O$  at 25°C, 45°C, 60°C, 80°C. *Neues Jahrbuch für Mineralogie-Abhandlungen.* 1989;161:27–40.
70. Glasser F, Kindness A, Stronach S. Stability and solubility relationships in AFm phases: part I. Chloride, sulfate and hydroxide. *Cem Concr Res.* 1999;29:861–6.

71. Zhang M. Incorporation of oxyanionic B, Cr, Mo, and Se into hydrocalumite and ettringite, application to cementitious systems. University of Waterloo. Diss. 2000.
72. Baquerizo LG, Matschei T, Scrivener KL, Saeidpour M, Wadsö L. Hydration states of AFm cement phases. *Cem Concr Res.* 2015;73:143–57.
73. Baquerizo LG, Matschei T, Scrivener KL, Saeidpour M, Thorell A, Wadsö L. Methods to determine hydration states of minerals and cement hydrates. *Cem Concr Res.* 2014;65:85–95.