



Deposited via The University of York.

White Rose Research Online URL for this paper:

<https://eprints.whiterose.ac.uk/id/eprint/126679/>

Version: Published Version

Article:

Wang, H F, Sun, B. H., Liu, Z. et al. (2017) Reinvestigation of the excited states in the proton emitter Lu 151: Particle-hole excitations across the N=Z=64 subshell. *Physical Review C*. 064307. pp. 1-8. ISSN: 2469-9993

<https://doi.org/10.1103/PhysRevC.96.064307>

Reuse

Items deposited in White Rose Research Online are protected by copyright, with all rights reserved unless indicated otherwise. They may be downloaded and/or printed for private study, or other acts as permitted by national copyright laws. The publisher or other rights holders may allow further reproduction and re-use of the full text version. This is indicated by the licence information on the White Rose Research Online record for the item.

Takedown

If you consider content in White Rose Research Online to be in breach of UK law, please notify us by emailing eprints@whiterose.ac.uk including the URL of the record and the reason for the withdrawal request.

Reinvestigation of the excited states in the proton emitter ^{151}Lu : Particle-hole excitations across the $N = Z = 64$ subshell

F. Wang,¹ B. H. Sun,^{1,*} Z. Liu,^{2,3,†} C. Qi,^{4,‡} L. H. Zhu,¹ C. Scholey,⁵ S. F. Ashley,³ L. Bianco,⁶ I. J. Cullen,³ I. G. Darby,⁷ S. Eeckhaudt,⁵ A. B. Garnsworthy,⁸ W. Gelletly,³ M. B. Gomez-Hornillos,⁹ T. Grahn,⁵ P. T. Greenlees,⁵ D. G. Jenkins,¹⁰ G. A. Jones,³ P. Jones,¹¹ D. T. Joss,⁶ R. Julin,⁵ S. Juutinen,⁵ S. Ketelhut,⁵ S. Khan,¹² A. Kishada,¹² M. Leino,⁵ M. Niikura,¹³ M. Nyman,¹⁴ R. D. Page,⁶ J. Pakarinen,⁶ S. Pietri,¹⁵ Zs. Podolyák,³ P. Rakhila,⁵ S. Rigby,⁶ J. Sarén,⁵ T. Shizuma,¹⁶ J. Sorri,⁵ S. Steer,³ J. Thomson,⁶ N. J. Thompson,³ J. Uusitalo,⁵ P. M. Walker,³ and S. Williams³

¹*School of Physics and Nuclear Energy Engineering, Beihang University, Beijing 100191, China*

²*Institute of Modern Physics, Chinese Academy of Sciences, Lanzhou 730000, China*

³*Department of Physics, University of Surrey, Guildford, Surrey GU2 7XH, United Kingdom*

⁴*KTH, Alba Nova University Center, SE-10691 Stockholm, Sweden*

⁵*University of Jyväskylä, Department of Physics, P.O. Box 35, FI-40014 University of Jyväskylä, Finland*

⁶*Department of Physics, Oliver Lodge Laboratory, University of Liverpool, Liverpool L69 7ZE, United Kingdom*

⁷*Department of Nuclear Sciences and Applications, International Atomic Energy Agency, A-1400 Vienna, Austria*

⁸*TRIUMF, 4004 Wesbrook Mall, Vancouver, British Columbia V6T 2A3, Canada*

⁹*Universitat Politècnica de Catalunya (UPC), 08034 Barcelona, Spain*

¹⁰*Department of Physics, University of York, Heslington, York, UK YO10 5DD, United Kingdom*

¹¹*iThemba LABS, National Research Foundation, PO Box 722, Somerset West, South Africa*

¹²*Schuster Building, School of Physics and Astronomy, University of Manchester, Manchester M13 9PL, United Kingdom*

¹³*CNS, University of Tokyo, Tokyo 351-0100, Japan*

¹⁴*European Commission, Joint Research Centre, Institute for Reference Materials and Measurements, Retieseweg 111, B-2440 Geel, Belgium*

¹⁵*GSI Helmholtzzentrum für Schwerionenforschung, D-64291 Darmstadt, Germany*

¹⁶*Japan Atomic Energy Agency, Tokai, Ibaraki 319-1195, Japan*

(Received 11 October 2017; published 6 December 2017)

The excited states of the proton emitter ^{151}Lu were reinvestigated in a recoil-decay tagging experiment at the Accelerator Laboratory of the University of Jyväskylä (JYFL). The level scheme built on the ground state of ^{151}Lu was updated with five new γ -ray transitions. Large-scale shell model calculations were carried out in the model space consisting of the neutron and proton orbitals $0g_{7/2}$, $1d_{5/2}$, $1d_{3/2}$, $2s_{1/2}$, and $0h_{11/2}$ with the optimized monopole interaction in order to interpret the experimental level scheme of ^{151}Lu . It is found that the excitation energies of states above the $27/2^-$ and $23/2^+$ isomeric levels in ^{151}Lu can be sensitive to excitations from $g_{7/2}$ and $d_{5/2}$ to single-particle orbitals above $N = Z = 64$.

DOI: 10.1103/PhysRevC.96.064307

I. INTRODUCTION

Investigations of proton-emitting nuclei can provide invaluable information on nuclear structure beyond the proton drip line [1–3], such as masses and single particle orbitals. The experimental studies of proton emitters, however, are extremely difficult due to very low production cross sections as well as the presence of very strong contamination from other reaction products. This is witnessed by the existence of a limited number of γ -spectroscopy studies on proton-emitting nuclei.

^{151}Lu is the first case known to have ground state (g.s.) proton decay. It was observed in the fusion reaction $^{96}\text{Ru}(^{58}\text{Ni}, 1p2n)^{151}\text{Lu}$ at the velocity filter at SHIP/GSI [4], with the proton energy and half-life measured to be 1233 keV and 85(10) ms, respectively. It was interpreted as $h_{11/2}$ g.s. proton decay. Later, a 1310(10) keV proton decay with a much shorter half-life of 16(1) μs was found in ^{151}Lu and assigned

as proton decay from the $d_{3/2}$ isomer, the experimental spectroscopic factor for which was found to be much reduced [5]. More recent work [6,7], with the refined proton-decay data for the $d_{3/2}$ isomer in ^{151}Lu , has resolved the discrepancy in spectroscopic factors and the extracted proton formation factor indicates no significant hindrance for this isomeric proton decay.

The excited states of ^{151}Lu were studied in different laboratories using the very selective recoil decay tagging (RDT) technique [7–10]. The level scheme of ^{151}Lu was much extended in the recent experiment at JYFL [7,10]. The lifetimes of a few excited states including $15/2^-$, the first excited state feeding the proton-emitting g.s., were measured using the recoil-distance Doppler-shift method [7,10]. The comparison between the measured lifetimes and theoretical calculations using the non-adiabatic strong-coupling model suggested a mild oblate deformation for the g.s. of ^{151}Lu [10]. A tentative level scheme built on the proton decaying $d_{3/2}$ isomer was proposed in Ref. [7], but not all of the transitions could be confirmed in our recent work [6].

In this article, we report the updated level scheme of ^{151}Lu on top of the $11/2^-$ ground state from the same RDT experiment performed at JYFL as in Ref. [6]. The results are

*Corresponding author: bhsun@buaa.edu.cn

†liuzhong@impcas.ac.cn

‡chongq@kth.se

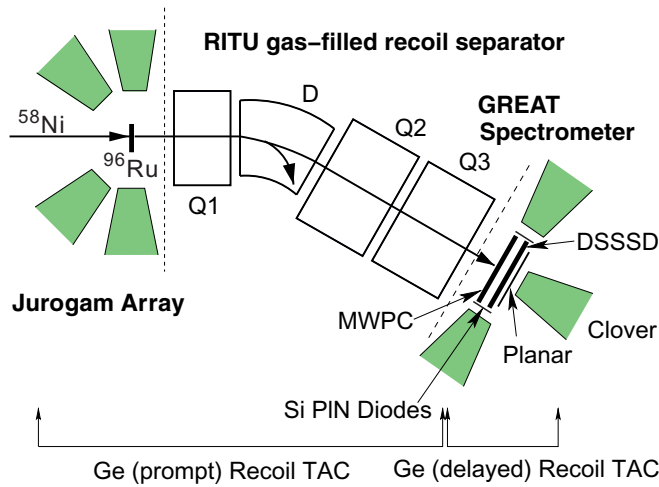


FIG. 1. Schematic view of the recoil-decay tagging setup in the experiment.

interpreted in term of large-scale shell model calculations. The paper is organized as follows. The experimental setup and the results are presented in Sec. II. In Sec. III, the results are discussed by examining the systematics of the high-spin states in $N = 80$ isotones, and also by comparison with large-scale shell model calculations. A summary is given in Sec. IV.

II. EXPERIMENT AND RESULTS

A schematic view of the experimental setup is shown in Fig. 1. It consists of the JUROGAM array [11] at the target position, the gas-filled recoil separator RITU [12,13] and the GREAT spectrometer at the focal plane of RITU.

The excited states of ^{151}Lu were populated with the $^{96}\text{Ru}(^{58}\text{Ni}, 1p2n)^{151}\text{Lu}$ fusion-evaporation reaction in an experiment performed at JYFL. Part of the experimental results was reported in Ref. [6]. Prompt γ rays emitted in the fusion-evaporation reactions were detected by the JUROGAM array comprising 43 HPGe detectors. After a time of flight of about $0.6\ \mu\text{s}$ in the gas-filled recoil separator RITU, the evaporation residues were implanted into a pair of $300\text{-}\mu\text{m}$ thick double-sided silicon-strip detectors (DSSSDs), which can record signals of recoils implanted and the energies of protons, α particles, β rays, and conversion electrons that were emitted. The triggerless data acquisition system, total data readout (TDR), was used in our experiment. In the TDR, each channel was running independently and the registered signal was time-stamped with a global 100 MHz clock. This allows one to correlate the prompt γ ray with implantation and subsequent decays (proton decays in the present work) within a given pixel of DSSSDs. The data were analyzed with GRAIN [14]. More details of the experimental setup and data acquisition system can be found in Refs. [6,12,15,16].

A total yield of 2×10^5 for the ^{151}Lu g.s. protons was recorded. These protons were then used to tag prompt γ rays emitted at the target position. A γ - γ matrix was constructed from the γ rays correlated with the g.s. protons decaying within 250 ms ($\approx 3T_{1/2}$) after implantation. The total projection of this γ - γ matrix is shown Fig. 2.

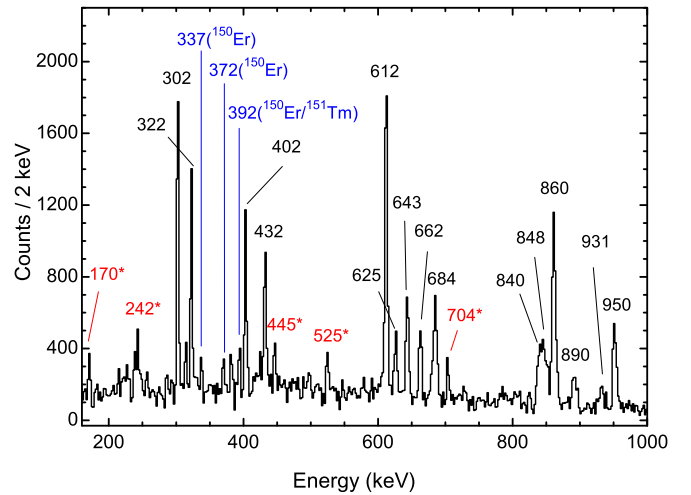


FIG. 2. Background-subtracted total projection of γ - γ matrix tagged within 250 ms with proton decays from the ground state of ^{151}Lu . The γ -ray peaks indicated with an asterisk are γ transitions observed for the first time in this work. γ rays from the main contaminants ^{150}Er and ^{151}Tm are also indicated in the spectrum.

All the γ rays in coincidence with the g.s. proton decay of ^{151}Lu observed previously [7,10] are present in Fig. 2. In addition, new γ -ray transitions (labelled with asterisks) are observed at energies of 170, 242, 445, 525, and 704 keV. The energies, relative intensities of the γ -ray transitions identified are summarized in Table I, together with the tentative spin and parity assignments in brackets for the levels. The new level scheme of ^{151}Lu , shown in Fig. 3, is proposed based on the γ - γ coincidence relationships, energy sums, relative intensities,

TABLE I. Energies and relative intensities for γ transitions assigned to ^{151}Lu . The relative intensity of the 612-keV transition is normalized to 100%.

E_γ (keV)	J_i^π	J_f^π	I_γ (%)
170	(33/2-)	(31/2-)	10(3)
242	(33/2-)	(31/2-)	8(4)
302	(23/2+)	(19/2+)	44(2)
322	(27/2-)	(23/2-)	35(2)
402	(19/2+)	(17/2-)	39(2)
432	(19/2+)	(15/2-)	30(2)
445	(39/2+)	(35/2+)	9(5)
525	(37/2-)	(33/2+)	10(3)
612	(15/2-)	11/2-	100(2)
625	(35/2+)	(31/2+)	29(2)
643	(27/2+)	(23/2+)	32(2)
662	(13/2-)	11/2-	29(2)
684	(31/2+)	(27/2+)	39(3)
704	(33/2+)	(31/2+)	15(3)
840	(17/2-)	(13/2-)	35(4)
848	(31/2-)	(27/2-)	33(4)
860	(19/2-)	(15/2-)	87(3)
890	(17/2-)	(15/2-)	20(3)
931	(35/2-)	(31/2-)	14(5)
950	(23/2-)	(19/2-)	44(3)

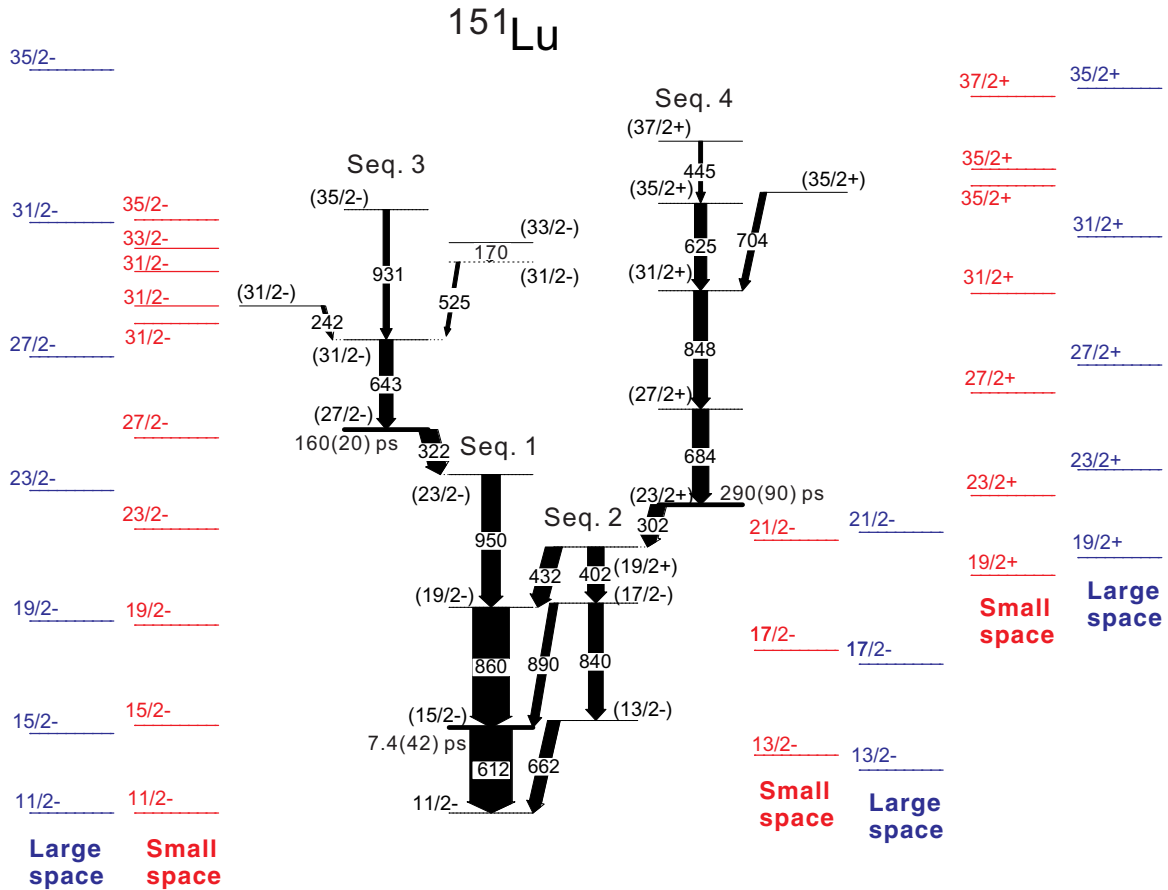


FIG. 3. Level scheme based on the g.s. of ^{151}Lu established in this work. Tentative spin-parity assignments in the four level sequences (Seq.) are indicated in brackets. Theoretical calculations are done in the large-scale shell model. The half-lives for the $(15/2^-)$, $(27/2^-)$, and $(23/2^+)$ states are from Ref. [10].

and intensity balance. Due to the low statistics it is not possible to assign the multipolarity from angular distributions.

The part of the level scheme built on the g.s. of ^{151}Lu established in Ref. [10] is confirmed in the present work. The low-lying level pattern in ^{151}Lu is expected to be similar to that of the neighboring odd- Z $N = 80$ isotones ^{145}Tb [17] and ^{147}Ho [18], where the most strongly populated yrast levels are $15/2^-$, $19/2^-$, and $23/2^-$ in order of increasing excitation energy. The level sequence formed by the 612-, 860-, and 950-keV γ -ray transitions is assigned tentatively as the corresponding cascade in ^{151}Lu .

The transition sequence of 612, 860, 950, 322, 643, and 931 keV has been reported in Refs. [7,10] and can be clearly seen in the sum spectrum gated on 950, 322, and 643 keV γ rays as shown in Fig. 4(a). In addition, three weak peaks at 170, 242, 525 keV are present. These three γ rays can be seen in the spectrum gated on the 643-keV transition [see Fig. 4(b)], but are not visible in the spectrum gated on the 931-keV γ ray [see Fig. 4(c)]. This suggests that they are in parallel with the 931-keV transition. The 170- and 525-keV transitions are found in coincidence with each other, but not with the 242-keV γ ray [see Fig. 4(d), 4(e)].

As shown in Fig. 5(a), 5(b), two new γ rays at 445 and 704 keV are observed in the spectra gated on the 684- and 848-keV transitions of sequence 4 in the level scheme. The

704 γ rays can be seen in the 848-keV gated spectrum but not the 625-keV gated spectrum [see Fig. 5(c)]. In addition, the 625-keV transition is not present in the 704-keV gated spectrum [see Fig. 5(e)], indicating that these two transitions are in parallel. All the γ rays except 704 keV of sequence 4 can be seen in the spectrum gated on 445 keV [see Fig. 5(d)]. The 445-keV transition is placed on the top of sequence 4 according to the relative intensity compared with the 625-keV transition in the spectrum gated on the 684-keV transition. By gating the 432-keV transition, the 848-keV transition can be well resolved from that of 840 keV since 432 keV is not in coincidence with that of 840-keV transition, shown in Fig. 6. The 684-keV intensity, 39(3)%, is slightly larger than that of 848 keV, 33(4)%, in one standard deviation. The order of the 848- and 684-keV transitions is proposed on the basis of their relative intensities from the 432 keV gated spectrum, which is in agreement with Ref. [10] but opposite to that in Ref. [7].

III. DISCUSSION

A. Systematics of the high-spin states in $N = 80$ isotones

The systematics of the yrast states of the three odd- Z , $N = 80$ isotones ^{145}Tb , ^{147}Ho , and ^{151}Lu are shown in Fig. 7. No experimental information on ^{149}Tm is available yet. It is noted

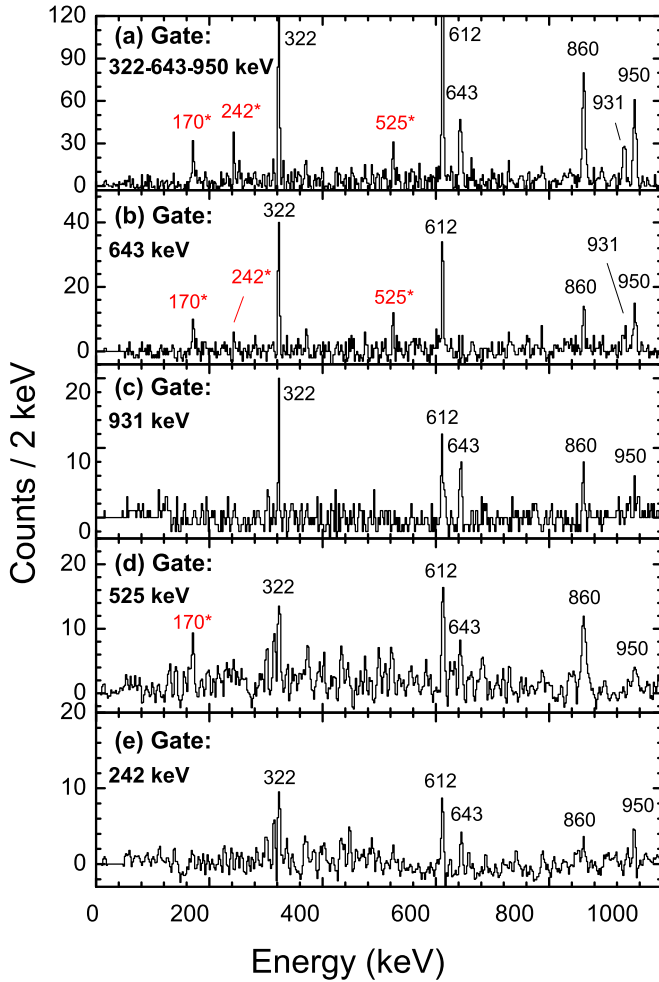


FIG. 4. Background-subtracted prompt γ - γ spectra: (a) 322-643-950 keV gated sum spectrum, (b) 643 keV gated spectrum, (c) 931 keV gated spectrum, (d) 525 keV gated spectrum, (e) 242 keV gated spectrum. The γ -ray peaks indicated with an asterisk are γ transitions observed for the first time in this work.

that the excitation energies of the yrast levels of $15/2^-$, $19/2^-$, and $23/2^-$ decrease with proton number Z . The energy gaps between the $15/2^-$ and $13/2^-$, $19/2^-$ and $17/2^-$, and $23/2^-$ and $21/2^-$ levels decrease with increasing Z , implying that the $21/2^-$ level could be very close to the $23/2^-$ level in ^{151}Lu . By taking this into consideration, the level fed by the 302-keV transition and depopulated by the 402- and 432-keV transitions, may not be the $21/2^-$ state as suggested in Ref. [7]. Also it can be seen that the $19/2^+$ and $23/2^+$ levels have a decreasing trend with the proton number. The level fed by the 302-keV transition is now assigned as $(19/2^+)$ while the 290-ps isomeric state as $(23/2^+)$.

B. Shell model interpretation

The nuclear shell model is a fundamental approach to study the microscopic structure of, in principle, any nuclei of any shape. But in practice, due to the limit of computing capacity, shell model is successful only in medium and heavy nuclei with or close to spherical shape. With $N = 80$ and small

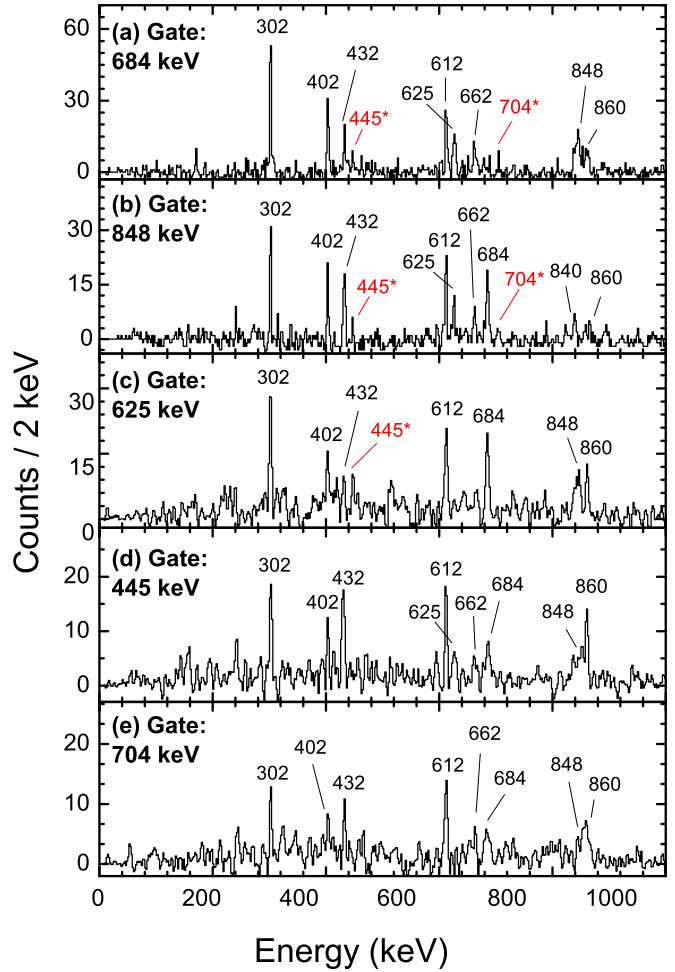


FIG. 5. Same as Fig. 4 but for (a) 684 keV gated spectrum, (b) 848 keV gated spectrum, (c) 625 keV gated spectrum, (d) 445 keV gated spectrum, (e) 704 keV gated spectrum. The γ -ray peaks indicated with an asterisk are γ transitions observed for the first time in this work.

deformation, ^{151}Lu is now within the reach of large-scale shell model study. To understand the structure of the observed excited states of ^{151}Lu , large-scale shell model configuration interaction calculations have been carried out in the model

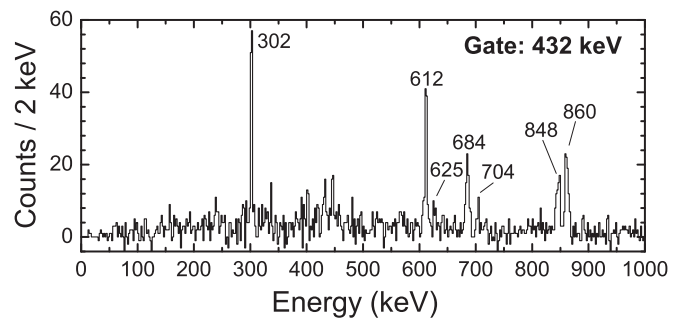


FIG. 6. Background-subtracted 432 keV gated spectrum, in which the 840-keV can be isolated from the 848-keV since 432-keV is not in coincidence with that of 840-keV transition.

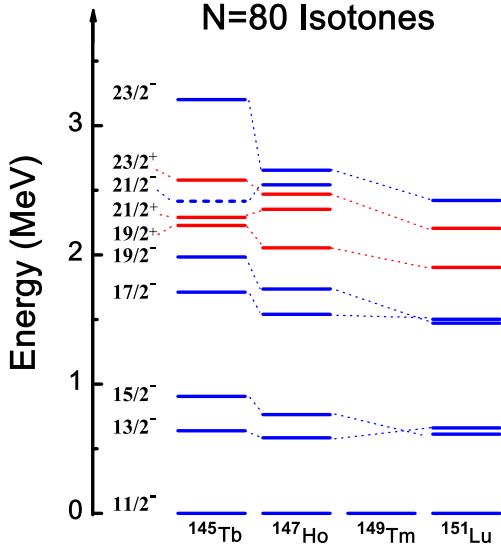


FIG. 7. Level schemes of ^{151}Lu and its lighter $N = 80$, odd- Z isotones. Data for ^{145}Tb and ^{147}Ho are taken from Refs. [17,18], respectively. The dashed line implies the level with a tentative spin-parity assignment.

space consisting of the neutron and proton orbitals $0g_{7/2}$, $1d_{5/2}$, $1d_{3/2}$, $2s_{1/2}$, and $0h_{11/2}$ (denoted as $gdsh$ hereafter). That is, ^{151}Lu is described as the coupling of two neutron holes and 11 proton holes (or 21 valence protons and 30 valence neutrons in the particle-particle channel). The calculations are done with a realistic nucleon-nucleon interaction with the monopole-interaction channel optimized as described in Ref. [19]. That interaction has been shown to reproduce very well the spectroscopic properties of Sn and heavier Sb, Te, I isotopes close to $Z = 50$. However, it has not been tested in nuclei heavier than $Z = 64$, which can be quite sensitive to the nondiagonal neutron-proton interaction matrix elements involving protons and neutron holes across the $Z = N = 64$ subshell closures. Therefore, two sets of calculations are presented for the excited states as shown in Fig. 3. In the first case, the calculations were carried out in the full $gdsh$ model space by considering all possible particle excitations and the results are denoted as “large-space” in Fig. 3. Calculations in a relatively smaller model space were also performed, by restricting the maximal number of particle-hole excitations across the $N = Z = 64$ subshell closures (i.e., neutron/proton particle excitations from the $d_{5/2}$ and $g_{7/2}$ orbitals to $s_{1/2}$, $d_{3/2}$, and $h_{11/2}$ or vice versa in terms of hole excitations) to two. This is feasible due to the fact that the low-lying states are dominated by the coupling of valence neutron holes and proton holes in the $d_{3/2}$, $s_{1/2}$, and $h_{11/2}$ shells, which are close to each other. The restriction also makes it easier to evaluate the nonyrast states. We have calculated the lowest three states for each spin/parity up to $J = 37$. Part of the results are shown in Fig. 3 and are labeled as “small-space”. However, even in this case the dimension of the bases is still quite large, at the order of 10^7 . The results between these two calculations are close to each other for the lowest-lying states, and are in good agreement with the experimental data. However, noticeable deviations start from $27/2^-$ and

$31/2^+$ states, which indicates that the large-space calculation seems to overestimate the particle/hole excitations across the $N = Z = 64$ subshell for those states. Taking the first $27/2^-$ state as an example, the average numbers of protons that are excited to above the $Z = 64$ subshell closure are calculated to be 0.491 and 1.856 in the small- and large-space calculations, respectively. Therefore, in the shell-model calculations those states are sensitive to the particle-hole excitations from the $d_{5/2}$ and $g_{7/2}$ orbitals to $s_{1/2}$, $d_{3/2}$, and $h_{11/2}$ orbitals, and can serve as a good test ground for the crossing subshell interactions mentioned above.

To understand the difference between the two sets of calculations, the occupancies of single-particle orbitals were calculated for all yrast states. The average number of the protons in the orbital $h_{11/2}$ is calculated to be around five. It is noticed that for the large-space calculation, the average number of particles (or holes) in each orbital remains roughly the same for all states shown in Fig. 3. In relation to this, the yrast states in the large-space calculation show a rather collective structure with large in-band $E2$ transitions, indicating that those calculated states have similar intrinsic structure. The calculated spectroscopic quadrupole moments also remain practically the same for all yrast states. However, as indicated in the figure, the large-space calculation may have overestimated the energies of the higher lying states from $27/2^-$ and the crossing-subshell excitations. The crossing subshell proton-neutron interactions need to be adjusted in order to have a correct description of those higher-lying states. On the other hand, the small-space calculation, in which a weaker particle-hole excitation crossing the $N = Z = 64$ subshell closures is explicitly imposed, seems to reproduce the experimental data better.

The present large-scale shell calculations are done within the so-called M-scheme where the total magnetic quantum number is conserved in the bases. For calculations in the smaller space, another advantage is that it is possible to project the wave function as a coupling of the proton group and neutron group with good angular momenta in the form $|\phi_{\pi}^p(J_{\pi}) \otimes \phi_{\nu}^n(J_{\nu})\rangle$, where J_{π} and J_{ν} denote the angular momenta of the protons and neutrons (see, e.g., Ref. [20]), respectively. As expected, the ^{151}Lu g.s. is dominated by the one quasiparticle configuration $|\phi_{\pi}^p(J_{\pi} = 11/2^-) \otimes \phi_{\nu}^n(J_{\nu} = 0^+)\rangle$. The wave functions for other low-lying states show a similar structure and are dominated by proton excitations. The next most important components correspond to the coupling of $J_{\nu} = 2^+$ neutron-hole pair and proton states.

C. Negative parity band

The lifetimes of the $15/2^-$ level and two high-lying states were measured in Ref. [10]. Assuming pure stretched transitions with no mixing from higher-order multiplicities, the reduced transition probabilities can be deduced [21,22] for the 612-, 322-, and 302-keV transitions and the results are listed in Table II for different multiplicities. The values are given in Weisskopf units (W.u.) as well. The $B(E2)$ value for the $15/2^- \rightarrow 11/2^-$ 612-keV transition calculated from the small-space shell-model ($1508 e^2\text{fm}^4$) reproduces well the experimental one.

TABLE II. The reduced transition probabilities for the 302-, 322-, and 612-keV transitions in ^{151}Lu under different multipolarity assumptions, the small-space shell model results for $E2$ transitions are also listed.

E_γ (keV)	half-life(ps)	$B(M1)\downarrow(\mu_N^2)$	$B(M1)\downarrow(\text{W.u.})$	$B(E2)\downarrow(e^2\text{fm}^4)$	$B(E2)\downarrow(\text{W.u.})$	$B(E2)_{\text{theo}}(e^2\text{fm}^4)$	$B(E1)\downarrow(e^2\text{fm}^2)$	$B(E1)\downarrow(\text{W.u.})$
302	290(90)	$7.1(22) \times 10^{-3}$	$4.0(12) \times 10^{-3}$	1125(349)	23(7)	265	$7.9(24) \times 10^{-5}$	$4.3(13) \times 10^{-5}$
322	160(20)	$1.0(1) \times 10^{-2}$	$6.0(7) \times 10^{-3}$	1480(184)	31(34)	1712	$1.1(1) \times 10^{-4}$	$6.4(8) \times 10^{-5}$
612	7.4(42)	$3.3(19) \times 10^{-2}$	$1.9(10) \times 10^{-2}$	1290(732)	27(15)	1508	$3.7(21) \times 10^{-4}$	$2.0(11) \times 10^{-4}$

It is interesting to note that the pattern of the low-lying negative parity yrast states up to $23/2^-$ in ^{151}Lu is similar to that of ^{155}Lu [23,24] with two neutrons above the $N = 82$ shell closure. Both are quite different from that of ^{153}Lu [25] with frozen neutron degree of freedom ($N = 82$). The three quasiparticle $27/2^-$ yrast states are expected to lie slightly higher than $23/2^-$ and to be isomeric in both ^{151}Lu and ^{153}Lu . The $23/2^-$ and $27/2^-$ states are calculated to be nearly degenerate in ^{153}Lu , in agreement with the experimental data. On the other hand, the $25/2^-$ yrast state has been observed to be lower than the $27/2^-$ and even $23/2^-$ states in the nucleus ^{155}Lu in relation to the enhanced antialigned neutron-proton interaction [24].

The $27/2^-$ level may be of particular interest as $27/2^-$ is the maximum spin that can be formed from three protons in the $h_{11/2}$ orbital. Indeed, this fully aligned configuration is the leading component for the isomeric $27/2^-$ state in ^{151}Lu , bringing it down in excitation energy.

The levels in sequence 3 are assigned as $(27/2^-)$, $(31/2^-)$, and $(35/2^-)$. Their excitation energies are well reproduced by the small-space shell-model calculations. As expected the neutron hole pairs occupy mainly the $d_{3/2}$ and $s_{1/2}$ orbitals. The $B(E2)$ value for the 322-keV transition is extracted to be $1480 e^2\text{fm}^4$, in good agreement with the value of $1712 e^2\text{fm}^4$ predicted by the small space shell model.

The level depopulated by the newly observed 242-keV transition is assigned as $(31/2^-)$ by comparing with the nonyrast results of small-space calculation. The intensities of the 525- and 170-keV transitions in Table I have similar intensities within statistical uncertainties, whereas the order of the two transitions as well as the assignments are mainly determined by referring to the small-space calculation.

D. Positive parity band

The $B(E2)$ value extracted for the 302-keV transition is $1125 e^2\text{fm}^4$, while it is $265 e^2\text{fm}^4$ in the small-space shell-model calculation. The levels above the 290-ps isomeric state agree very well with the small-space calculation, thus the spin and parity of the states in the positive-parity band are assigned by mainly referring to the theoretical small-space calculation. In Refs. [7,10], these levels were assigned as $(25/2^+)$, $(29/2^+)$, $(33/2^+)$ by comparing with the nonadiabatic quasiparticle calculation. Our recent measurements [6] suggest that the proton-decay properties of ^{151}Lu can be well explained without introducing deformation. It is thus expected that the low-lying spectrum of the nucleus can be well explained within the shell model framework without introducing cross-shell quadrupole-quadrupole correlations. The levels depopulated by the 445-keV and 704-keV transitions are tentatively as-

signed as $(37/2^+)$ and $(35/2^+)$, respectively. The shell-model calculation predicts strong $E2$ transitions between the $35/2_{1,2}^+$ and $31/2_1^+$ state with $B(E2)$ around $860 e^2\text{fm}^4$ for both cases. The $E2$ transitions from $37/2_1^+$ to $35/2_{1,2}^+$ states are calculated to be much weaker than above transitions, for which the calculated $B(E2)$ are 88 and $194 e^2\text{fm}^4$, respectively.

The positive-parity states are dominated by the excitation of one proton and one neutron-hole to $s_{1/2}$ and $d_{3/2}$ orbitals. The $E2$ transitions within the yrast bands are calculated to be pretty strong ($1000\text{--}2000 e^2\text{fm}^4$) except the transition $23/2^+ \rightarrow 19/2^+$, which is five times weaker than $27/2^+ \rightarrow 23/2^+$. The leading component for the $19/2^+$ level corresponds to $|\phi_\pi^p(J_\pi = 19/2^+)\rangle$, particularly the configuration $\pi(d_{3/2}^3 h_{11/2}^4)$, coupled to the $J = 0$ neutron hole pair. However, the wave functions for the other positive-parity states given by the two calculations are quite different: The orbital $vh_{11/2}$ remains inactive in the large-space calculation, whereas the neutron-hole configurations $s_{1/2}^- \otimes h_{11/2}^-$ and $d_{3/2}^- \otimes h_{11/2}^-$ play important roles in the small-space calculation. As a result, the $B(E2)$ values for the $23/2^+ \rightarrow 19/2^+$ transition predicted by the two calculations are significantly different: the $B(E2)$ value predicted by the small-space calculation is much smaller than the $4706 e^2\text{fm}^4$ predicted by the large-space calculation.

IV. SUMMARY

In the present work, the excited states of the proton emitter ^{151}Lu were reinvestigated in a RDT experiment. The level scheme built on the g.s. of ^{151}Lu has been extended and compared with large-scale shell model calculations in the full $gdsh$ model space (“large-space”) and a truncated model space with limited particle/hole excitations across the presumed $N = Z = 64$ subshell closures (“small-space”). It is found that the low-lying states including the isomeric $27/2^-$ state are dominated by proton excitations with some contribution from the coupling of proton excitations to the $J_v = 2^+$ neutron-hole pair. The excitation energies of levels above the isomeric $27/2^-$ and $23/2^+$ states are found to fit well with the small-space calculation. This indicated that the particle/hole excitations across the $N = Z = 64$ subshell closures tend to be overestimated in the large-space calculation for states above the isomeric $23/2^-$ and $31/2^+$ states. Further experimental results in the mass region are called for to constrain the crossing subshell neutron-proton interaction in the shell model calculations.

ACKNOWLEDGMENTS

This work has been supported by the National Natural Science Foundation of China (Grants No. 11475014, No.

11435014, No. 11405224, No. 11205208, No. 11675225, No. 11635003, and No. U1632144), the National Key R&D Program of China (Grant No. 2016YFA0400501), the “100 Talented Project” of the Chinese Academy of Sciences, the EU 6th Framework programme “Integrating Infrastructure Initiative - Transnational Access”, Project No. 506065 (EU-RONS), the Academy of Finland under the Finnish Centre of Excellence Programme 2006–2011 (Nuclear and Accelerator Based Physics Programme at JYFL), and the United Kingdom

Science and Technology Facilities Council. C.S. and P.T.G. acknowledge the support of the Academy of Finland under Grants No. 209430 and No. 111965. C.Q. is supported by the Swedish Research Council (VR) under Grants No. 621-2012-3805 and No. 621-2013-4323 and the Göran Gustafsson foundation. The computations were performed on resources provided by the Swedish National Infrastructure for Computing (SNIC) at PDC, KTH, Stockholm. We would also like to thank B.-A. Bian, L. Liu, and Z.-H. Zhang for valuable discussions.

-
- [1] P. J. Woods and C. N. Davids, *Annu. Rev. Nucl. Part* **47**, 541 (1997).
- [2] B. Blank and M. Borge, *Prog. Part. Nucl. Phys.* **60**, 403 (2008).
- [3] M. Pfützner, M. Karny, L. V. Grigorenko, and K. Riisager, *Rev. Mod. Phys.* **84**, 567 (2012).
- [4] S. Hofmann, W. Reisdorf, G. Münzenberg, F. P. Heßberger, J. R. H. Schneider, and P. Armbruster, *Z. Phys. A* **305**, 111 (1982).
- [5] C. R. Bingham, J. C. Batchelder, K. Rykaczewski, K. S. Toth, C.-H. Yu, T. N. Ginter, C. J. Gross, R. Grzywacz, M. Karny, S. H. Kim, B. D. MacDonald, J. Mas, J. W. McConnell, P. B. Semmes, J. Szerypo, W. Weintraub, and E. F. Zganjar, *Phys. Rev. C* **59**, R2984 (1999).
- [6] F. Wang, B. Sun, Z. Liu, R. Page, C. Qi, C. Scholey, S. Ashley, L. Bianco, I. Cullen, I. Darby, S. Eeckhaudt, A. Garnsworthy, W. Gelletly, M. Gomez-Hornillos, T. Grahn, P. Greenlees, D. Jenkins, G. Jones, P. Jones, D. Joss, R. Julin, S. Juutinen, S. Ketelhut, S. Khan, A. Kishada, M. Leino, M. Niikura, M. Nyman, J. Pakarinen, S. Pietri, Z. Podolyak, P. Rakhila, S. Rigby, J. Saren, T. Shizuma, J. Sorri, S. Steer, J. Thomson, N. Thompson, J. Uusitalo, P. Walker, S. Williams, H. Zhang, W. Zhang, and L. Zhu, *Phys. Lett. B* **770**, 83 (2017).
- [7] M. J. Taylor, D. M. Cullen, M. G. Procter, A. J. Smith, A. McFarlane, V. Twist, G. A. Alharshan, L. S. Ferreira, E. Maglione, K. Auranen, T. Grahn, P. T. Greenlees, K. Hauschild, A. Herzan, U. Jakobsson, R. Julin, S. Juutinen, S. Ketelhut, J. Konki, M. Leino, A. Lopez-Martens, J. Pakarinen, J. Partanen, P. Peura, P. Rakhila, S. Rinta-Antila, P. Ruotsalainen, M. Sandzelius, J. Saren, C. Scholey, J. Sorri, S. Stolze, J. Uusitalo, and M. Doncel, *Phys. Rev. C* **91**, 044322 (2015).
- [8] C.-H. Yu, J. C. Batchelder, C. R. Bingham, R. Grzywacz, K. Rykaczewski, K. S. Toth, Y. Akovali, C. Baktash, A. Galindo-Uribarri, T. N. Ginter, C. J. Gross, M. Karny, S. H. Kim, B. D. MacDonald, S. D. Paul, D. C. Radford, J. Szerypo, and W. Weintraub, *Phys. Rev. C* **58**, R3042 (1998).
- [9] Z. Liu, D. Seweryniak, P. J. Woods, C. N. Davids, M. P. Carpenter, T. Davinson, R. V. F. Janssens, R. Page, A. P. Robinson, J. Shergur, S. Sinhab, X. D. Tang, and S. Zhu, *AIP Conf. Proc* **961**, 34 (2007).
- [10] M. Procter, D. Cullen, M. Taylor, G. Alharshan, L. Ferreira, E. Maglione, K. Auranen, T. Grahn, P. Greenlees, U. Jakobsson, R. Julin, A. Herzán, J. Konki, M. Leino, J. Pakarinen, J. Partanen, P. Peura, P. Rakhila, P. Ruotsalainen, M. Sandzelius, J. Sarén, S. Stolze, C. Scholey, J. Sorri, J. Uusitalo, T. Braunroth, E. Ellinger, A. Dewald, D. Joss, C. McPeake, and B. Saygi, *Phys. Lett. B* **725**, 79 (2013).
- [11] C. Beausang, S. Forbes, P. Fallon, P. Nolan, P. Twin, J. Mo, J. Lisle, M. Bentley, J. Simpson, F. Beck, D. Curien, G. deFrance, G. Duchêne, and D. Popescu, *Nucl. Instrum. Methods Phys. Res. A* **313**, 37 (1992).
- [12] M. Leino, J. Äystö, T. Enqvist, P. Heikkinen, A. Jokinen, M. Nurmi, A. Ostrowski, W. Trzaska, J. Uusitalo, K. Eskola, P. Armbruster, and V. Ninov, *Nucl. Instrum. Methods Phys. Res. B* **99**, 653 (1995).
- [13] M. Leino, *Nucl. Instrum. Methods Phys. Res. B* **126**, 320 (1997).
- [14] P. Rakhila, *Nucl. Instrum. Methods Phys. Res. A* **595**, 637 (2008).
- [15] R. Page, A. Andreyev, D. Appelbe, P. Butler, S. Freeman, P. Greenlees, R.-D. Herzberg, D. Jenkins, G. Jones, P. Jones, D. Joss, R. Julin, H. Kettunen, M. Leino, P. Rakhila, P. Regan, J. Simpson, J. Uusitalo, S. Vincent, and R. Wadsworth, *Nucl. Instrum. Methods Phys. Res. B* **204**, 634 (2003).
- [16] I. Lazarus, E. Appelbe, P. A. Butler, P. J. Coleman-Smith, J. R. Cresswell, S. J. Freeman, R. D. Herzberg, I. Hibbert, D. T. Joss, S. C. Letts, R. D. Page, V. F. E. Pucknell, P. H. Regan, J. Sampson, J. Simpson, J. Thornhill, and R. Wadsworth, *IEEE Trans. Nucl. Sci.* **48**, 567 (2001).
- [17] Y. Zheng, X. H. Zhou, Y. H. Zhang, T. Hayakawa, M. Oshima, Y. Toh, T. Shizuma, J. Katakura, Y. Hatsukawa, M. Matsuda, H. Kusakari, M. Sugawara, K. Furuno, and T. Komatsubara, *J. Phys. G* **30**, 465 (2004).
- [18] H. Roth, S. Arnell, D. Foltescu, Ö. Skeppstedt, J. Blomqvist, G. de Angelis, D. Bazzacco, and S. Lunardi, *Eur. Phys. J. A* **10**, 275 (2001).
- [19] C. Qi and Z. X. Xu, *Phys. Rev. C* **86**, 044323 (2012).
- [20] C. Qi, J. Blomqvist, T. Bäck, B. Cederwall, A. Johnson, R. J. Liotta, and R. Wyss, *Phys. Rev. C* **84**, 021301(R) (2011).
- [21] H. Morinaga and T. Yamazaki, *In-Beam Gamma-Ray Spectroscopy* (Elsevier/North-Holland, Inc., New York, 1977).
- [22] H. J. Li, B. Cederwall, M. Doncel, J. Peng, Q. B. Chen, S. Q. Zhang, P. W. Zhao, J. Meng, T. Bäck, U. Jakobsson, K. Auranen, S. Bönig, M. Drummond, T. Grahn, P. Greenlees, A. Herzán, D. T. Joss, R. Julin, S. Juutinen, J. Konki, T. Kröll, M. Leino, C. McPeake, D. O'Donnell, R. D. Page, J. Pakarinen, J. Partanen, P. Peura, P. Rakhila, P. Ruotsalainen, M. Sandzelius, J. Sarén, B. Saygi, C. Scholey, J. Sorri, S. Stolze, M. J. Taylor, A. Thornthwaite, J. Uusitalo, and Z. G. Xiao, *Phys. Rev. C* **93**, 034309 (2016).
- [23] K. Y. Ding, J. A. Cizewski, D. Seweryniak, H. Amro, M. P. Carpenter, C. N. Davids, N. Fotiadis, R. V. F. Janssens, T.

- Lauritsen, C. J. Lister, D. Nisius, P. Reiter, J. Uusitalo, I. Wiedenhöver, and A. O. Macchiavelli, *Phys. Rev. C* **64**, 034315 (2001).
- [24] R. J. Carroll, B. Hadinia, C. Qi, D. T. Joss, R. D. Page, J. Uusitalo, K. Andgren, B. Cederwall, I. G. Darby, S. Eeckhaudt, T. Grahn, C. Gray-Jones, P. T. Greenlees, P. M. Jones, R. Julin, S. Juutinen, M. Leino, A.-P. Leppänen, M. Nyman, J. Pakarinen, P. Rahkila, M. Sandzelius, J. Sarén, C. Scholey, D. Seweryniak, and J. Simpson, *Phys. Rev. C* **94**, 064311 (2016).
- [25] J. H. McNeill, J. Blomqvist, A. A. Chishti, P. J. Daly, W. Gelletly, M. A. C. Hotchkis, M. Piiparinen, B. J. Varley, and P. J. Woods, *Phys. Rev. Lett.* **63**, 860 (1989).