



This is a repository copy of *After neoliberalisation? Monetary indiscipline, crisis and the state*.

White Rose Research Online URL for this paper:  
<https://eprints.whiterose.ac.uk/124603/>

Version: Accepted Version

---

**Article:**

Green, J. and Lavery, S. (2018) *After neoliberalisation? Monetary indiscipline, crisis and the state*. *Transactions of the Institute of British Geographers*, 43 (1). pp. 79-94. ISSN 0020-2754

<https://doi.org/10.1111/tran.12204>

---

**Reuse**

Items deposited in White Rose Research Online are protected by copyright, with all rights reserved unless indicated otherwise. They may be downloaded and/or printed for private study, or other acts as permitted by national copyright laws. The publisher or other rights holders may allow further reproduction and re-use of the full text version. This is indicated by the licence information on the White Rose Research Online record for the item.

**Takedown**

If you consider content in White Rose Research Online to be in breach of UK law, please notify us by emailing [eprints@whiterose.ac.uk](mailto:eprints@whiterose.ac.uk) including the URL of the record and the reason for the withdrawal request.



[eprints@whiterose.ac.uk](mailto:eprints@whiterose.ac.uk)  
<https://eprints.whiterose.ac.uk/>



## After Neoliberalisation? Monetary Indiscipline, Crisis and the State

Journal:	<i>Transactions of the Institute of British Geographers</i>
Manuscript ID	TIBG-RP-Dec-2016-0121.R1
Manuscript Type:	Regular Paper
Keywords:	United Kingdom, Neoliberalisation, Housing, Crisis, Quantitative Easing, The State
Abstract:	<p>Across the advanced capitalist states, the post-crisis conjuncture has been characterised by both marked continuity and profound change. Whilst regressive distributional trends in place before the 2008 crisis have intensified, a number of highly unorthodox policy interventions have also emerged. In particular, a new regime of 'loose' monetary policy has crystallised, exemplified by record low interest rates and sustained programmes of 'Quantitative Easing'. Existing approaches within economic geography are, we contend, ill-equipped to deal with these transformations. Engaging with the 'variegated neoliberalisation approach' (VNA) - associated with Jamie Peck and his collaborators - the article argues that existing conceptualisations of neoliberalisation understate the key significance which central state institutions play in securing advanced capitalist development. They therefore miss the key role that monetary indiscipline has played in sustaining capitalist development since 2008. This argument is substantiated empirically through a case study of state intervention in the UK housing market in the post-crisis conjuncture. Focussing on the Help to Buy Scheme and the buy-to-let market, the article argues that the UK's loose monetary policy regime has produced novel patterns of spatial divergence across the UK regions whilst simultaneously consolidating the UK's dysfunctional financialised model of capitalism.</p>

## After Neoliberalisation? Monetary Indiscipline, Crisis and the State

### Introduction

The endurance of neoliberalism, despite its increasingly 'zombified' form, has been a major theme of post-crisis capitalism (Peck, 2010a). Keynesian responses to the crisis proved short lived and there has been no political restoration of statist social democracy in the West. Policymakers quickly turned to the familiar market-liberal trope of austerity politics as governments exerted a concerted fiscal squeeze upon stuttering economies. Ideologically, the grip of mainstream neoclassical economics weathered the storm (Mirowski, 2013). This pervasive sense of intransigent orthodoxy has led some to remark on the peculiar 'non-death' of neoliberalism or, alternatively, its condition as 'dominant but dead' (Crouch, 2011; Smith, 2008).

Yet this story of continuity, even accepting the diminished vitality of the neoliberal order, is only partial. Politically, the Brexit vote in the United Kingdom and the recent election of Donald Trump in the United States, signify an emerging revolt against the elite consensus. There is a sense that the neoliberal era is ending. But even before these political shocks, a profound transformation in economic governance was underway. Central bank policies have been crucial here. Tasked with stimulating the recovery, central banking has been transformed. Sustained monetary easing and zero-bound interest rates, unimaginable during previous periods, are now the new normal. The DNA of the neoliberal order is mutating.

1  
2  
3 Although the dynamics of monetary and fiscal policy are not frequent objects of  
4 analysis for economic geographers (although, see: Bennett, 1980; Cameron, 2006 &  
5 2008; Mann, 2010), we argue that any assessment of post-crisis capitalism must place  
6 monetary and fiscal policies, and the geographically uneven impacts of these  
7 interventions, at its centre.<sup>1</sup> In this article, we examine the changing foundations of  
8 neoliberal capitalism through a critical engagement with the 'neoliberalisation'  
9 approach (Brenner et al. 2010; Peck & Theodore, 2007). Conceptually, we argue that the  
10 neoliberalisation approach suffers from an agency deficit. It neglects the macro-  
11 institutional level of strategic state action in favour of a focus on the agency of actors at  
12 the local or urban scales. This leads us to a further critical intervention. We argue that  
13 the macro-institutional core has been central to post-crisis capitalist transformation.  
14 More specifically, although fiscal policy has underpinned austerity programmes, central  
15 bank policies have ushered in a shift to sustained monetary loosening and credit  
16 'indiscipline'. Prolonged 'indisciplined' monetary intervention of this form within  
17 financial markets problematises the emphasis on 'market disciplinary regulatory  
18 restructuring' that is a hallmark of the neoliberalisation literature (Brenner et al. 2010:  
19 190).

20  
21  
22  
23  
24  
25  
26  
27  
28  
29  
30  
31  
32  
33  
34  
35  
36  
37  
38  
39  
40 Empirically, we mobilise these conceptual refinements through an examination  
41 of the uneven impact of fiscal and monetary policy upon the economic geography of  
42 post-crisis housing markets in the UK. We argue that central state institutions, through  
43 both monetary and fiscal interventions, have produced geographically uneven  
44 transformations within housing markets. These macro-institutional interventions,  
45 through both intended and unintended effects, have deepened the political problem of  
46 the UK's unequal housing market, consolidating its role as a central driver of inequality  
47 and its place at the centre of the UK's dysfunctional 'finance-led' growth model  
48  
49  
50  
51  
52  
53  
54  
55  
56  
57  
58  
59  
60

1  
2  
3 (Montgomerie & Büdenbender, 2015; Stockhammer, 2016). We suggest that the  
4  
5 dynamic policy pairing between selective fiscal discipline and monetary indiscipline has  
6  
7 become an increasingly prominent hallmark of post-crisis regulatory restructuring. In a  
8  
9 financialised economy, the policy interventions of fiscal and monetary institutions are  
10  
11 increasingly central to generating spatial divergence and uneven development. As such,  
12  
13 geographers would benefit from paying greater attention to the central role that macro-  
14  
15 institutional actors play in steering regulatory restructuring. Sustained monetary  
16  
17 indiscipline challenges the explanatory power of the neoliberalisation approach as an  
18  
19 analytical framework.  
20  
21

22  
23 The article begins by critically engaging the neoliberalisation approach. In the  
24  
25 second section, we develop an alternative conceptual framing that reasserts the  
26  
27 centrality of neglected core state agencies in steering neoliberalisation. The third  
28  
29 section outlines the transition to a regime of sustained monetary indiscipline in the  
30  
31 post-crisis conjuncture. In the fourth section, we apply our revised conceptual schema  
32  
33 empirically to post-crisis regulatory restructuring in UK housing markets, examining  
34  
35 the uneven geographical impact of Treasury interventions through the 'Help to Buy'  
36  
37 scheme alongside a revitalised buy-to-let mortgage market arising from sustained low  
38  
39 interest rates. Finally, we conclude by calling for a more pronounced engagement with  
40  
41 the macro-level geographies of capitalist restructuring and question the continued  
42  
43 momentum of neoliberalisation under conditions of increasing financialised state  
44  
45 intervention in markets.  
46  
47  
48  
49  
50

### 51 **Limitations of the Neoliberalisation Approach**

52  
53  
54  
55  
56  
57  
58  
59  
60

1  
2  
3 The concept of neoliberalism has generated a gargantuan academic literature  
4 (see: Gamble, 2001; Harvey, 2005; Mirowski, 2013; see: Mudge, 2008; Peck & Theodore,  
5 2012). The purpose of this article is not to systematically review this literature. Instead,  
6 we build upon Peck, Brenner and Theodore's account of neoliberalisation, which  
7 represents a landmark intervention into the debate. We follow Peck's definition of  
8 neoliberalisation as an 'an open-ended and contradictory process of regulatory  
9 restructuring' wherein state power is deployed to entrench and extend market liberal  
10 rule (Peck, 2010b: 7). Peck and his collaborators position themselves against three  
11 conceptualisations of neoliberalism within the heterodox International Political  
12 Economy (IPE) literature: the 'Varieties of Capitalism' (VoC) approach, historical  
13 materialist (HM IPE) and post-structuralism (Brenner et al., 2010b). The problem with  
14 these approaches, they contend, is that each privileges one scale of analysis, whether  
15 the transnational scale (as is the case with HM IPE approaches), the national (VoC  
16 framework), or the local (post-structuralist approaches). Each approach thus  
17 misconceives of neoliberalism either as a totalising logic imposed 'from above', or as a  
18 series of diffuse and localised social practices independent of broader structural factors  
19 (Brenner et al., 2010b: 184). The 'variegated' or systematically uneven nature of  
20 neoliberalism is, consequently, overlooked (Brenner et al., 2010b).  
21  
22  
23  
24  
25  
26  
27  
28  
29  
30  
31  
32  
33  
34  
35  
36  
37  
38  
39  
40  
41

42 The neoliberalisation approach is grounded in a number of analytically insightful  
43 propositions. Broadly, it is underpinned by a 'Polanyian' premise (Peck, 1996: 2; Peck,  
44 2013). This is the claim that market liberal programmes are always 'embedded' within  
45 historically-specific, institutionalised social orders. Crucially, these social contexts can  
46 act as barriers to the further extension of the price mechanism. For example, the  
47 residual power of organised trade unions and the demands of powerful 'welfare  
48 coalitions' place limits on the legitimate scope of marketisation processes.  
49  
50  
51  
52  
53  
54  
55  
56  
57  
58  
59  
60

1  
2  
3 Neoliberalisation is driven to retrench and *restructure* this ‘non-market’ domain within  
4  
5 which it is necessarily embedded. It is therefore conceived as an inherently *disciplinary*  
6  
7 process, seeking to impose the price mechanism onto a diverse range of social spheres  
8  
9 (Brenner et al. 2010: 190).  
10

11  
12         Restructuring of this nature is highly disruptive. Market liberalism relies upon  
13  
14 ‘non-market’ logics of social organisation.<sup>2</sup> These preconditions of capitalist  
15  
16 development cannot, though, be secured through market mechanisms alone.  
17  
18 Neoliberalisation processes typically undermine the very social institutions upon which  
19  
20 the sustainability of capitalism depends. As a result, neoliberalisation embodies a  
21  
22 process that simultaneously produces and then attempts to *manage* deep crisis  
23  
24 tendencies. Crucially, these crisis tendencies are not ‘external’ to the neoliberalisation  
25  
26 process. Rather, neoliberalisation embodies a ‘rolling program’ of market regulatory  
27  
28 reform which seeks to govern and to displace the various social, economic and political  
29  
30 pathologies which it itself produces (Peck et al. 2012: 267). The cumulative failures of  
31  
32 previous rounds of neoliberalisation themselves act as new barriers to market liberal  
33  
34 expansion and hence become objects of further state-led retrenchment.  
35  
36  
37

38  
39         Chronologically, Peck distinguishes between phases of “roll back” and “roll out”  
40  
41 neoliberalisation, where the former involves the retrenchment of social barriers to  
42  
43 market expansion whilst the latter refers to the expanded role of the state in stabilising  
44  
45 and ‘flanking’ this process (Peck, 2010b: 22). Importantly, these crisis tendencies are  
46  
47 increasingly mediated and managed through the proliferation of new forms of *spatial*  
48  
49 *displacement*. Neoliberal dysfunctions, such as the contraction of state revenues in the  
50  
51 aftermath of the 2008 crash, are displaced onto regulatory institutions at a variety of  
52  
53 sub-national, regional, urban and local scales (Peck, 2014). Thus, uneven development  
54  
55 is conceived as a constitutive feature of neoliberalisation (Brenner et al. 2010).<sup>3</sup>  
56  
57  
58  
59  
60

1  
2  
3 Neoliberalisation provides a compelling framework for conceptualising  
4 contemporary socio-economic restructuring. It overcomes limitations of extant  
5 accounts that overemphasise neoliberalism's status as an *ideological project*, cultivated  
6 by transnational neoliberal 'thought collectives' throughout advanced capitalism  
7 (Mirowski, 2013). Instead, neoliberalisation highlights the need for market liberal  
8 experiments to navigate entrenched social and political barriers 'on the ground'. The  
9 dynamic interplay between institutional context and 'neoliberalising' strategy heightens  
10 the sensitivity of the neoliberalisation approach to the reflexive, adaptive and pragmatic  
11 character of market liberal projects. In addition, this sensitivity to 'hybridity' and  
12 adaptation means that the approach overcomes accounts which view neoliberalism as a  
13 homogenous and transnational 'regime' imposed in a 'top down' fashion on nationally-  
14 embedded populations (Gill, 2002). Peck et al.'s insistence on the inherently limited and  
15 incomplete nature of neoliberalisation lends the approach sensitivity to the haphazard,  
16 contingent and partial nature of market liberal projects within advanced  
17 capitalism.

18  
19  
20  
21  
22  
23  
24  
25  
26  
27  
28  
29  
30  
31  
32  
33  
34  
35  
36 Despite these strengths, two underlying weaknesses can be identified. First,  
37 despite its professed ambition to integrate analysis of the local with an analysis of the  
38 'macro structural and macro regulatory' context (Peck et al. 2013: 1097),  
39 neoliberalisation scholarship has focussed disproportionately on the mediation of  
40 restructuring processes at the sub-national and typically urban scales (Narsiah, 2010;  
41 Peck et al. 2013; Newman 2014). This means that the mediation of these processes  
42 through core macro-institutional sites remains relatively neglected. In particular,  
43 central state institutions, such as linkages between national treasuries, central banks  
44 and national executives, are rendered largely invisible. As we argue in the following

45  
46  
47  
48  
49  
50  
51  
52  
53  
54  
55  
56  
57  
58  
59  
60



1  
2  
3 section, this compromises the extent to which neoliberalisation can account for the  
4  
5 distinctive dynamics of the post-crisis conjuncture.  
6

7           Second, the neoliberalisation approach's focus on *disciplinary* forms of state  
8  
9 intervention occludes the increased dependence of advanced capitalism upon sustained  
10  
11 monetary indiscipline. By monetary 'indiscipline', we mean the state-facilitated  
12  
13 undercutting of pricing tendencies within private financial markets through  
14  
15 expansionary monetary policy and targeted fiscal interventions designed to subsidise  
16  
17 the cost of accessing credit. This involves the channelling of resources from the public  
18  
19 balance sheet to privileged social groups - in particular existing and prospective asset-  
20  
21 holders. Since the 2008 Global Financial Crisis (GFC), a range of such interventions have  
22  
23 emerged, embodied in large scale quantitative easing (QE) programmes, credit-easing  
24  
25 policies and 'loose' monetary policy more broadly. In each case state intervention has  
26  
27 not been oriented simply towards extending market 'discipline' over society. Rather,  
28  
29 these forms of state intervention have sought to overcome the failure of the market to  
30  
31 allocate credit to households and firms in a context of deep economic uncertainty and  
32  
33 sustained shortfalls in aggregate demand. As our case study of the UK housing market  
34  
35 reveals, the transcendence, rather than the consolidation, of market discipline has been  
36  
37 central to the political economy of the post-crisis conjuncture. If these dynamics are to  
38  
39 be adequately conceptualised and engaged empirically, then the neoliberalisation  
40  
41 approach must be reformulated.  
42  
43  
44  
45  
46  
47  
48

#### 49 **Locating the 'macro-institutional core' of neoliberalisation**

50  
51  
52

53 Within the capitalist state the control over money is a crucial site of power. The  
54  
55 sovereign determines what is permissible as legal tender and thus acceptable for the  
56  
57  
58  
59  
60

1  
2  
3 payment of tax obligations (Pistor, 2013: 323). The treasury (or finance ministry) and  
4  
5 the central bank, functioning as two related components of the government account,  
6  
7 regulate the flow of money within the economy (Wray, 2012). The treasury has the  
8  
9 capacity to spend, tax and issue public debt, while the central bank sets interest rates,  
10  
11 regulates credit supply, governs the exchange rate, pursues inflation targeting  
12  
13 objectives, and serves as the lender-of-last-resort to private banks. Through these  
14  
15 interrelated processes, the behaviour of treasuries and central banks are crucial to  
16  
17 regulating and shaping the flow of money within national economies. These central  
18  
19 state institutions do not, though, exist in pristine isolation. Due to personal, functional-  
20  
21 institutional, and epistemic interdependencies between public and private finance,  
22  
23 treasuries and central banks are deeply imbricated with powerful market interests. This  
24  
25 was exemplified by the politics of the bailout, in which major private bankers in the US  
26  
27 benefited from bailout funds while simultaneously occupying public roles  
28  
29 (Mirowski,2013: 186).<sup>4</sup>  
30  
31  
32

33  
34 Neoliberalisation is inescapably bound up with decisions to fund or defund  
35  
36 particular arenas of public expenditure. This core capacity of the state, its ability to  
37  
38 impose tax liabilities on households and firms, represents one crucial mechanism  
39  
40 through which neoliberalisation processes can be shaped and conditioned over time. As  
41  
42 such, national treasuries represent a privileged macro-institutional site deeply  
43  
44 implicated in processes of institutional restructuring.<sup>5</sup> Similarly, monetary policy  
45  
46 decisions taken by the central bank can have important implications for the feasibility of  
47  
48 continued public expenditure by adjusting the demand for (and thus interest payable)  
49  
50 on government bonds. Changes in interest rates may also be employed to shift the level  
51  
52 of credit demand within the economy by raising the price of borrowing, cooling the  
53  
54 economy and arresting growth. If this decreases tax revenues it can generate increased  
55  
56  
57  
58  
59  
60

1  
2  
3 pressures towards fiscal contraction and restructuring in order to meet a growing  
4  
5 budget deficit.  
6

7           These privileged institutional sites, and their role in shaping neoliberalisation  
8  
9 processes, have not received sufficient attention. As Mann (2010: 1-3) suggests, in a  
10  
11 rare geographical engagement with central banking, the dearth of monetary policy  
12  
13 analysis is surprising. Monetary policies have clear spatial and political-economic  
14  
15 implications (Clark, 2015). Central banks are crucial regulatory agents and they tend to  
16  
17 be organised at the national scale (the European Central Bank (ECB) being the notable  
18  
19 exception). In the post-crisis period, the regulatory interventions of central banks have  
20  
21 become much more pronounced and sustained, undermining one of the key tenets of  
22  
23 neoliberal economic thinking: the notion that advanced capitalist economies sustain  
24  
25 'free' markets in which private actors are accorded maximal autonomy to regulate the  
26  
27 supply and demand for goods, money, and services through the operation of the price  
28  
29 mechanism. What we have witnessed since the Global Financial Crisis is a shift from  
30  
31 temporally limited forms of monetary policy intervention linked to regulating  
32  
33 fluctuations in the business cycle, towards a secular tendency of intensified monetary  
34  
35 intervention with the intention of consistently subverting market pricing imperatives.  
36  
37  
38  
39

40           Regarding the neoliberalisation approach specifically, the neglect of monetary  
41  
42 policy is perplexing. Despite the Polanyian premise running through neoliberalisation  
43  
44 scholarship, Peck et al. have, paradoxically, overlooked one of Polanyi's key insights  
45  
46 regarding the impossibility of fully free markets: that the money supply is  
47  
48 fundamentally constituted through the power of the state. Avoiding radically  
49  
50 destabilising fluctuations in the money supply, in line with the undulations of boom and  
51  
52 bust, could only be achieved through central bank intervention. In the monetary arena,  
53  
54 state and market were fundamentally co-constitutive.<sup>6</sup> For Polanyi (2001:75), money  
55  
56  
57  
58  
59  
60

1  
2  
3 was a 'fictitious commodity' akin to land and labour: it was not produced for  
4 consumption and had an irreducible and essential sociality that distinguished it from  
5 genuine commodities. Socially devastating periods of deflation and business liquidation  
6 would follow if money were subjected to the full market logic of supply and demand.  
7  
8  
9

10  
11 In a similar vein to geography's limited engagement with monetary policy, fiscal  
12 policies and the construction of fiscal space have, since Bennett's (1980) landmark  
13 theoretical framework for understanding the spatial basis and nationally varied  
14 institutional forms of organising revenue and spending, received inadequate attention  
15 (Cameron, 2006: 237). Some impressive literature has, importantly, addressed fiscal  
16 geography in the post-crisis period. But the emphasis has predominantly been placed on  
17 the subnational scale (Lowndes & Pratchett, 2012; Peck, 2014). Economic geographers  
18 would benefit from a more theoretically unified approach to the interaction between  
19 monetary and fiscal policy at the national level. Otherwise, focussing on the local scale  
20 risks downplaying the enduring role which national states play within global  
21 capitalism.<sup>7</sup>  
22  
23  
24  
25  
26  
27  
28  
29  
30  
31  
32  
33  
34  
35

36 The macro-institutional scale remains a key locus of strategic political-economic  
37 agency. The enduring capacity of state managers to shape distributional processes  
38 through monetary and fiscal intervention has important impacts on the conditions  
39 within which more localised economic processes take place. As such, we term the nexus  
40 linking together the central bank, the executive and treasury<sup>8</sup> the 'macro-institutional  
41 core' of the capitalist state: an agential steering mechanism that attempts to coherently  
42 co-articulate global and local processes of capitalist development whilst maintaining the  
43 legitimacy of the dominant social order. This core has been central to pro-market  
44 regulatory restructuring.  
45  
46  
47  
48  
49  
50  
51  
52  
53  
54  
55  
56  
57  
58  
59  
60

1  
2  
3 Focussing on this macro-institutional core allows us to move the  
4  
5 neoliberalisation research agenda towards a deeper engagement with the strategic  
6  
7 orientation of actors located within privileged institutions of the state. Identifying the  
8  
9 importance of the treasury and the central bank in shaping the public flow of monetary  
10  
11 resources does not, though, take us far enough. Fiscal and monetary policy dispositions  
12  
13 are not automatic. Decisions over which areas of public expenditure to roll back, and  
14  
15 which public-private hybrid partnerships to roll out in their place, are strongly  
16  
17 conditioned by strategic calculations of the state executive. This statecraft dimension  
18  
19 has, surprisingly, been hitherto neglected within the literature. Illuminating this arena  
20  
21 recovers the political contingency and importantly, contestability, of neoliberalisation at  
22  
23 the macro-scale. Executive power is deployed to build coalitions of public support, win  
24  
25 elections and deliver a required degree of governing competence while in office (Bulpitt,  
26  
27 1986: 19). These strategic imperatives mean that regulatory restructuring processes  
28  
29 are shaped by the discretionary interventions of the central executive and governing  
30  
31 political elites.  
32  
33  
34  
35

36 Executive statecraft allows target populations to be differentially exposed to the  
37  
38 costs and benefits of restructuring. In this sense, the 'market disciplinary' ethos of  
39  
40 neoliberalisation has always been strategically and spatially selective, downloading  
41  
42 burdens onto weaker, politically oppositional or marginalised actors, while uploading  
43  
44 protections from market failure and the benefits of restructuring to those most  
45  
46 fundamental to building governing political coalitions. Thus, while Thatcher's early  
47  
48 policy programme sought to co-opt social housing tenants into a hegemonic vision of  
49  
50 home ownership through discounted sales of housing stock, her project also targeted  
51  
52 the unions and urban racial minorities as the 'enemy within' that needed to be exposed  
53  
54 to law, order and market forces (Krieger, 1984).  
55  
56  
57  
58  
59  
60

1  
2  
3 The exercise of treasury power and the tendency of state actors to channel  
4 resources to privileged social groups directly impacts the form that institutional  
5 restructuring assumes at the sub-national scale. Indirectly, within a context of central  
6 bank independence, the executive has the capacity to affect monetary policy by shaping  
7 the central bank's mandate, controlling the appointment of monetary policy committee  
8 members and the head of the institution, and setting the target inflation range that  
9 guides central bank policy.  
10  
11  
12  
13  
14  
15  
16  
17

18 We have so far suggested, then, that a macro-institutional core, guided in part by  
19 the discretionary preferences of the executive, attempts to both directly steer processes  
20 of neoliberalisation and shape the institutional conditions within which such processes  
21 take place. This does not, though, obviate the constitutive unevenness of  
22 neoliberalisation. Macro-institutional policies are central to the propagation of uneven  
23 development. As we demonstrate in our exploration of the British case, fiscal and  
24 monetary policy orientations have been central to the production and reproduction of  
25 geographical unevenness. The spatial organisation of the macro-institutional core is  
26 itself subject to substantive geographical variation.<sup>9</sup> Below, we examine international  
27 reconfigurations in monetary and fiscal policy orientation since the 2007/8 GFC,  
28 arguing that this global conjunctural shift represents a sustained embrace of monetary  
29 indiscipline by prominent central banks.  
30  
31  
32  
33  
34  
35  
36  
37  
38  
39  
40  
41  
42  
43  
44  
45  
46  
47

### 48 **Monetary indiscipline after the crisis**

49

50  
51 Macroeconomic policy during the neoliberal era has been characterised by the  
52 intellectual delegitimation of Keynesian counter-cyclical fiscal stimulus and the  
53 abandonment of full employment. Gaining prominence from the 1970s, monetarist  
54  
55  
56  
57  
58  
59  
60

1  
2  
3 critics of Keynesian policy highlighted the inflationary consequences of fiscal  
4 intervention (Stedman-Jones, 2013). Restating the neoclassical commitment to market  
5 equilibrium, they argued both that the maintenance of price stability was the only  
6 means of achieving full employment, and that monetary policy was the only tool for  
7 realising this objective (Clarke, 1988: 323). Institutionally, the focus upon price  
8 stability and monetary policy emphasised the importance of central banking, spurring  
9 the widespread adoption of central bank independence (Burnham, 2001). Regarding  
10 labour market policy, economists and policy-makers abandoned post-war commitments  
11 to full employment and accepted the existence of a 'natural' or non-inflationary level of  
12 structural unemployment (NAIRU) (Arestis & Sawyer, 1998: 36).  
13  
14  
15  
16  
17  
18  
19  
20  
21  
22  
23  
24

25         Stitching together these strands of neoliberal economic thinking is a particular  
26 view of the state and its proper role within a market society. Whereas Keynesian  
27 political economy viewed the state as a neutral, technical institution that could translate  
28 democratic preferences into economic policies (Skidelsky, 1979), neoliberals developed  
29 a much more sceptical view (Clarke, 1988). After breaching Keynesian orthodoxy  
30 through the narrow entry point of technical arguments about money, neoliberal  
31 critiques branched out into a wholesale attack on the regulatory foundations of the  
32 post-war political economy.  
33  
34  
35  
36  
37  
38  
39  
40  
41  
42

43         In their view, the state offered an alternative distributive mechanism to that  
44 presented by the market. One that threatened to undermine the incentive structure  
45 provided by the market, dissociating risk and reward. This did not mean that the state  
46 was unnecessary or irrelevant; on the contrary, state power was required for the active  
47 construction and reconstruction of a market order (Van Horn & Mirowski, 2009: 161).  
48  
49  
50  
51  
52  
53  
54  
55  
56  
57  
58  
59  
60

1  
2  
3 and private incentive structure. As we argue below, it is precisely this market-  
4 reinforcing role of the state that has been subjected to sustained, systematic subversion  
5 during the post-crisis conjuncture. This calls into question the central pillar of  
6 neoliberal economic thought.  
7  
8  
9

10  
11 The clearest evidence for the dissolution of neoliberalism's market disciplinary  
12 ethos has emerged within the monetary sphere. One cannot help but notice an irony  
13 here: it was in the monetary sphere, through the technical predicates of monetarism,  
14 that Anglophone neoliberalism made its initial breakthrough. Fitting, then, that the first  
15 serious signs of its potential demise are also monetary. Monetary policy has undergone  
16 a profound transformation over the last decade. The Bank of England slashed interest  
17 rates to the zero-bound in spring 2009, following on from the Fed's interest rate cut the  
18 previous year (Christensen & Rudebusch, 2012: 385).<sup>10</sup> On the continent, the ECB was  
19 slower to swing into credit easing mode. But by summer 2012 it had also slashed  
20 interest rates to the zero-bound. The Bank of Japan similarly endorsed sustained loose  
21 monetary policy after the financial crisis, giving the recalibration of monetary policy a  
22 global scope. By mid-2014, with economic growth in the Western economies still  
23 sluggish, a number of central banks in Europe (including the ECB) went even further by  
24 turning to negative interest rates.<sup>11</sup>  
25  
26  
27  
28  
29  
30  
31  
32  
33  
34  
35  
36  
37  
38  
39  
40  
41

42 In addition to unprecedented low interest rates, central banks employed further  
43 methods of unconventional monetary policy. Most notable in this regard was the  
44 employment of 'Quantitative Easing'. The policy involved purchases of long-term  
45 government securities on a massive scale. This was intended to provide a large-scale  
46 monetary stimulus to the economy (Kapetanios et al., 2012: 316). Underpinning the  
47 policy is a simple principle. QE is intended to expand the central bank's balance sheet  
48 and increase the supply of central bank money in the economy (Joyce et al., 2011a: 114).  
49  
50  
51  
52  
53  
54  
55  
56  
57  
58  
59  
60



1  
2  
3 The policy would work through a number of discrete 'channels', to stimulate the  
4 economic recovery. Most importantly, the increase in broad money holdings achieved  
5 through the purchase of financial assets, would help inflate asset prices and stimulate  
6 greater spending as borrowing costs are reduced and the wealth effect for asset holders  
7 kicks in.<sup>12</sup> In total, the volume of central bank purchases of assets was enormous. The  
8 Fed's three rounds of QE drastically enlarged its balance sheet, with the 'QE2' purchases  
9 alone totalling \$600 billion (Fullwiller & Wray, 2010: 2).  
10  
11  
12  
13  
14  
15  
16  
17

18 Quantitative Easing evidences the manner in which regulatory restructuring  
19 driven by the macro-institutional core can have pronounced distributional impacts. The  
20 policy's intended transmission of a 'wealth effect' for those that already hold financial  
21 assets is inscribed with a distributional bias that favours the wealthiest sections of  
22 society, which hold a much greater share of financial assets (Gamble, 2014: 21; Green &  
23 Lavery, 2015: 11). Estimates for the UK have suggested that the average wealth gains to  
24 those within the top 10 per cent of households would be between £128,000 to £322,000  
25 (NEF, 2013: 25). The Bank of England has also acknowledged that the benefits of asset  
26 price increases have differentially accrued to the top 5 per cent of households, who own  
27 40 per cent of financial assets (BofE, 2012: 254). In this sense, then, there is continuity  
28 with the pro-elite distributional prejudices that have long been associated with  
29 neoliberalisation.  
30  
31  
32  
33  
34  
35  
36  
37  
38  
39  
40  
41  
42  
43

44 The sense of continuity with earlier phases of neoliberal restructuring is  
45 compounded when we focus upon the other component of post-crisis economic policy-  
46 making: the adoption of fiscal austerity. After a short-lived Keynesian resurgence of  
47 expansionary fiscal policy in the immediate aftermath of the crisis, Western capitalist  
48 states quickly adopted a volte-face towards austerity. In the UK, the 2010 Coalition  
49 government committed to eliminating the UK's budget deficit within five years. Since  
50  
51  
52  
53  
54  
55  
56  
57  
58  
59  
60

1  
2  
3 per cent of deficit reduction was to be secured through public spending cuts, this  
4  
5 necessitated reductions of 19 per cent in non-protected government department  
6  
7 budgets (Ferry and Eckersley, 2012). As a result, 420,000 public sector jobs had been  
8  
9 cut by 2012. Labour market projections suggest that between 2011 and 2019 one  
10  
11 million UK public sector jobs will be cut in total (OBR, 2013: 75). Welfare expenditure  
12  
13 was also identified as a key target for retrenchment. In the June 2010 Budget, one third  
14  
15 of the savings proposed by the Coalition were to be achieved through cuts to spending  
16  
17 on welfare (HM Treasury, 2010b: 16). The October 2010 Spending Review set-out  
18  
19 further welfare cuts of £7 billion per year over the course of the parliament (Cheesman,  
20  
21 2014; Ferry & Eckersley, 2012: 19). Core principles of neoliberal economic policy, the  
22  
23 channelling of wealth to asset-holders and sustained pressures on welfare spending,  
24  
25 have therefore endured throughout the post-crisis conjuncture. The distributional  
26  
27 impacts of these policies are in keeping with the regressive redistribution of previous  
28  
29 rounds of neoliberal restructuring: real wages fell by 10 per cent between the 2008 and  
30  
31 2016, households in the lower half of the income distribution saw their incomes decline  
32  
33 and women were disproportionately affected by cuts to public services and welfare  
34  
35 (Roberts, 2016; IFS, 2014; Green and Lavery, 2015).  
36  
37  
38  
39

40 But this picture of neoliberal continuity is only partial. There has been an important  
41  
42 break from the logic of previous regulatory reordering. We are now witnessing an  
43  
44 increasing reliance upon sustained forms of monetary indiscipline as a means to drive  
45  
46 recovery and stabilise capitalism. This shift is encapsulated by the regime of monetary  
47  
48 looseness we have detailed above. Within these regimes, central banks and treasuries  
49  
50 have implemented modes of intervention designed to lower market rates for borrowing,  
51  
52 counteracting the pricing tendency among private lenders. In so doing, central state  
53  
54 institutions have worked to systematically cushion the forces of market discipline and  
55  
56  
57  
58  
59  
60

1  
2  
3 private sector credit rationing. This tendency is fundamentally at odds with the market-  
4 reinforcing ethos of neoliberal economic policy. Interventionist overriding of market  
5 logics is supposed to function only as a temporary crisis alleviation mechanism or state  
6 of exception, not a fundamental and sustained basis for economic growth.  
7  
8  
9  
10

11 In the section below, we detail some of these policy interventions within the UK  
12 context. We argue that the sustained *indisciplined* nature of these modes of financialised  
13 state intervention challenges the coherence of neoliberalisation as a 'market  
14 disciplinary' process of restructuring. Additionally, the central agency of the Bank of  
15 England and HM Treasury in driving these transformations attests to the centrality of  
16 the macro-institutional core within the key transformations of the post-crisis regulatory  
17 architecture.  
18  
19  
20  
21  
22  
23  
24  
25  
26  
27  
28  
29

### 30 **Uneven geographies of state intervention in the UK housing market**

31  
32  
33

34 The housing market has embodied a pivotal site of social and political transformation  
35 within the UK throughout the neoliberal era (Hamnett, 2010: 110). Within its first  
36 parliamentary term, the Thatcher government passed the Housing Act (1980) which  
37 initiated the mass sale of council houses through the 'right to buy' scheme. The Act  
38 offered council tenants the opportunity to buy their homes at 50 per cent of their  
39 market value. At the same time, subsidies for council tenants were rapidly withdrawn,  
40 resulting in rent increases of 66 per cent between 1980 and 1981 (Hay, 1992: 56). This  
41 reconfiguration of homeownership structures helped to cement a (limited) base of  
42 support for the Thatcher government, in particular amongst strategically significant  
43 sections of the working class (Jessop et al., 1988). This housing policy embodied a form  
44  
45  
46  
47  
48  
49  
50  
51  
52  
53  
54  
55  
56  
57  
58  
59  
60

1  
2  
3 of neoliberal interventionism *par excellence*: 'rolling back' relations of state dependence  
4  
5 whilst attempting to supplant these with new forms of market dependence. However,  
6  
7 by the end of the 1980s, house price inflation, concentrated in particular in London and  
8  
9 the South East, had spiralled out of control, resulting in a crash and subsequent  
10  
11 recession in 1992 as interest rates rose (Peck and Tickell, 1995). Between 1992 and the  
12  
13 2008 crisis, the housing market again assumed a key position within British capitalism.  
14  
15 Financial deregulation in the City of London facilitated greater mortgage market depth  
16  
17 and reinforced the consolidation of increased market dependency through  
18  
19 homeownership (Wainwright, 2009). Over this period, house prices increased by 10 per  
20  
21 cent annually. The accumulation of housing wealth, made possible through ever-rising  
22  
23 levels of household debt and high loan to value mortgages, helped to boost confidence  
24  
25 and consumption amongst homeowners (Hay, 2013). A model of 'house price  
26  
27 Keynesianism' emerged in this period, with consumption growth and aggregate demand  
28  
29 increasingly tied to asset price inflation (Watson, 2010).  
30  
31  
32

33  
34 The UK's mortgage markets have therefore embodied a central arena of  
35  
36 economic reproduction and political intervention throughout the neoliberal era.<sup>13</sup>  
37  
38 Throughout the post-crisis conjuncture, though, important changes have been afoot  
39  
40 within this sphere. Between 1980 and 2007, the average deposit required to gain access  
41  
42 to mortgage finance hovered around 15 to 40 per cent of average income. By 2009, this  
43  
44 had increased to over 100 per cent as mortgage providers attached increasingly  
45  
46 restrictive conditions to their lending activities. Simultaneously, the volume of property  
47  
48 market transactions collapsed and house prices fell by 20 per cent. Equity release, a key  
49  
50 source of consumption expenditure in the pre-crisis conjuncture, went into reverse as  
51  
52 households paid down existing mortgage debt and withheld consumption expenditure.  
53  
54 The housing market had ground to a halt as market pricing tendencies strictly rationed  
55  
56  
57  
58  
59  
60

1  
2  
3 credit, excluding prospective homeowners. The UK's shift to a regime of monetary  
4  
5 indiscipline emerged in part as an attempt to overcome these exclusionary price  
6  
7 trajectories. Attempts to engineer continued house price inflation therefore  
8  
9 necessitated an increasing subversion of market pricing logics rather than the extension  
10  
11 of market 'discipline'. As we will see below in relation to two policy areas, 'Help to Buy'  
12  
13 and the 'buy-to-let' market, this transition to a regime of monetary indiscipline  
14  
15 provoked new patterns of spatial divergence across the UK.  
16  
17

18 In the March 2013 Budget, the British Chancellor George Osborne announced the  
19  
20 creation of a new policy: 'Help to Buy'. The scheme was introduced to address the sharp  
21  
22 drop in mortgage lending since the 2008 financial crisis. Between 2007 and 2012, the  
23  
24 volume of residential property transactions fell by 42 per cent whilst mortgage lending  
25  
26 collapsed dramatically (HM Revenue & Customs, 2015). High loan-to-value mortgages,  
27  
28 which had accounted for just short of 10 per cent of all loans in 2007 had dropped to  
29  
30 below 2.5 per cent by 2009 and remained at this level for the following four years. In a  
31  
32 context of increased economic uncertainty, mortgage lenders were demanding much  
33  
34 larger deposits from potential borrowers. Help to Buy was introduced as a state-led  
35  
36 response to this downturn in private lending.  
37  
38  
39

40 The Help to Buy scheme involves two distinct policy arms: the equity loan  
41  
42 scheme and the mortgage guarantee scheme (HM Treasury, 2014). The equity loan  
43  
44 scheme – introduced in 2013 and set to continue until at least 2020 – requires that  
45  
46 borrowers advance 5 per cent of the value of the mortgage in the form of a deposit. This  
47  
48 was far lower than the average market rate which in July 2012 stood at 19 per cent. The  
49  
50 government then provides a loan - interest free for the first five years - which covers the  
51  
52 remainder of the outstanding deposit, up to a value of 15 per cent of the total mortgage.  
53  
54 The Mortgage Guarantee Scheme conversely represents an insurance policy for  
55  
56  
57  
58  
59  
60

1  
2  
3 mortgage lenders. Whilst the borrower again is expected to advance a 5 per cent  
4  
5 deposit, the government guarantees the remaining deposit if the borrower ends up  
6  
7 defaulting on the loan.<sup>14</sup> The goal of these two mechanisms is to encourage mortgage  
8  
9 lenders to advance higher loan-to-value ratios, thereby allowing greater access to  
10  
11 mortgage credit for those who can afford monthly repayments but who cannot afford  
12  
13 the high deposits demanded by creditors. As outlined in the Chancellor's  
14  
15 correspondence with the Treasury Select Committee, the explicit goal of Help to Buy is  
16  
17 to return to a situation where median loan-to-value ratios are at the level which  
18  
19 prevailed in the pre-crisis period (Osborne, 2014: 2). The scheme therefore represents  
20  
21 intervention into the mortgage lending market by the Treasury, oriented towards  
22  
23 overcoming the restrictive lending practices of private market actors in order to return  
24  
25 the British mortgage market to its pre-crisis price trajectory (Hay, 2013; Watson, 2010).  
26  
27 By entangling the Treasury's balance sheet as a risk bearer within private mortgage  
28  
29 markets in this way, the policy blurs the lines between fiscal and monetary policy and  
30  
31 represents a shift towards intensified forms of financialised state intervention in the  
32  
33 post-crisis period.  
34  
35  
36  
37

38 Help to Buy has had a considerable impact on the UK housing market. By 2016,  
39  
40 150,000 households had secured access to mortgage finance as a result of the policy  
41  
42 (HM Treasury, 2016b). The total value of mortgages supported by the mortgage  
43  
44 guarantee scheme equated to £12.8 billion whilst £9.7 billion were set aside for the  
45  
46 equity loans up to 2020 (HM Treasury, 2016a). However, the scheme did not have a  
47  
48 uniform spatial impact across the English regions. As outlined in Figure 1, Help to Buy  
49  
50 activity has tended to be more heavily concentrated within the North of England. As  
51  
52 shown in Figure 2, this region tends to have relatively depressed property markets  
53  
54 compared to the national average and compared to London in particular. Between 2008  
55  
56  
57  
58  
59  
60

1  
2  
3 and 2015 house prices fell in the North by 5.6 per cent compared to London where they  
4  
5 rose by 27 per cent. However, Help to Buy accounted for a 5.5 per cent share of all  
6  
7 residential property transactions in the North compared to 1.8 per cent in London and  
8  
9 3.8 per cent in the South East region during the first two years of the scheme. This  
10  
11 regional discrepancy is also reflected at the local authority level. Of the top fifteen local  
12  
13 authority districts where the mortgage guarantee scheme had the highest level of take-  
14  
15 up, only one was located within the South East of England or London. In contrast, nine  
16  
17 were concentrated in the North of England and five in the East or West Midlands. State  
18  
19 intervention in the property market was therefore underpinned by a distinctive spatial  
20  
21 selectivity (Jones, 2002), whereby households within regions with relatively depressed  
22  
23 house price trajectories differentially benefited from the policy. Furthermore, there is  
24  
25 also evidence that Help to Buy disproportionately boosted new-build housing in  
26  
27 depressed property markets in the North of England relative to London and the South  
28  
29 East. For example, in the North West and North East, 43 per cent and 39 per cent of new  
30  
31 build homes were built with support from Help to Buy. However, in London - where  
32  
33 demand for new builds is far higher - the figure was 11 per cent. Help to Buy therefore  
34  
35 disproportionately channelled credit to regions where housing demand was lowest  
36  
37 whilst having a limited impact on regions where housing demand was at its highest.  
38  
39  
40  
41  
42  
43

44 [FIGURE 1 HERE]

45 [FIGURE 2 HERE]

46  
47  
48  
49  
50  
51  
52  
53 As argued above, uneven development typically unfolds in a context shaped by  
54  
55 the strategic interventions of actors embedded within the macro-institutional core of  
56  
57  
58  
59  
60

1  
2  
3 the state. The case of Help to Buy illustrates this link in three senses. First, the  
4  
5 disproportionate concentration of Help to Buy activity within Northern property  
6  
7 markets was used by the Treasury in order to bolster its base of political support. The  
8  
9 UK has long been characterised by deep economic, social and political cleavages  
10  
11 between 'North' and 'South' (Gardiner et al. 2013; Martin, 1988). One key element of  
12  
13 Conservative statecraft in the post-crisis period was the discursive commitment to  
14  
15 address this dynamic by 'rebalancing' the UK both sectorally and geographically (Berry  
16  
17 & Hay, 2015). As such, the fact that the Help to Buy policy was seen to facilitate  
18  
19 expanded property ownership within the North in particular was of considerable  
20  
21 political utility to the government. Treasury reports released 18 months after the  
22  
23 scheme's launch emphasised that the scheme was, "benefiting every region of the  
24  
25 country. While Help to Buy completions have been least concentrated in areas where  
26  
27 house price growth has been highest, the highest number of mortgage guarantee  
28  
29 scheme completions has been in the North West. Overall, 94 per cent of the total 48,393  
30  
31 completions under the scheme have been made by households outside of London" (HM  
32  
33 Treasury, 2014). This argument was emphasised again in a subsequent government  
34  
35 report, which stated that the mortgage guarantee scheme was, "supporting a higher  
36  
37 proportion of mortgages in the North West and the East, and a lower proportion in  
38  
39 London and the South East" (HM Treasury, 2015).  
40  
41  
42  
43  
44

45 State intervention in credit markets was not justified simply as a technical fix.  
46  
47 The policy became increasingly *moralised* at the hands of the Conservative government.  
48  
49 Effectively supporting homeowners through state subsidy - and thereby transcending  
50  
51 the disciplinary logic of the mortgage credit market - came to form part of a broader  
52  
53 political project ostensibly oriented towards *inter alia* reducing spatial inequalities  
54  
55 between London and the ex-industrial North  
56  
57  
58  
59  
60



1  
2  
3 Second, the Help to Buy policy was infused with a broader strategic goal. State  
4 intervention within mortgage markets was consciously designed to increase the supply  
5 of credit channelled towards households. This increase in credit supply contributed  
6 significantly to house price inflation between 2013 and 2015 (Shelter, 2015). Although  
7 this outcome was publically disavowed by the government, it was widely reported that  
8 in cabinet Osborne had said that, "hopefully we will get a little housing boom and  
9 everyone will be happy as property values go up" (Grice, 2013). Again, this  
10 demonstrates the importance of recognising the strategic *statecraft* of actors within the  
11 core of the British state for understanding the emergence and uneven development of  
12 state intervention in the UK housing market.  
13  
14  
15  
16  
17  
18  
19  
20  
21  
22  
23  
24

25 Third, the disproportionate growth of Help to Buy in the North was as much a  
26 product of unintended consequences as it was of strategic state intervention. In the  
27 post-crisis context, policymaking elites had become increasingly wary of the ways in  
28 which 'systemic risk' could accumulate within the financial sector, threatening in turn  
29 the stability of the macroeconomy (Baker, 2013). In the British context - where house  
30 prices had increased by 10 per cent per annum on average in the run-up to the 2008  
31 crash - there was a particular sensitivity to the dangers posed by excessive levels of  
32 house price inflation. A number of eligibility requirements were attached to the Help to  
33 Buy scheme which were designed to ensure that the policy would not generate an asset  
34 price bubble within the residential property market. Loans which were issued under the  
35 mortgage guarantee scheme were capped at 4.5 times the borrower's income, whilst  
36 both the equity loan and mortgage guarantee schemes were designed to only finance  
37 purchases of houses which were worth no more than £600,000.  
38  
39  
40  
41  
42  
43  
44  
45  
46  
47  
48  
49  
50  
51  
52

53 Within London, rapid house price inflation in the post-crisis period ensured that  
54 the deposits demanded by private sector lenders continued to increase at an  
55  
56  
57  
58  
59  
60

1  
2  
3 exponential rate. By 2016 the average first time buyer deposit in London had increased  
4  
5 to £95,693, approximately three times the national average. As a result, the first two  
6  
7 phases of the Help to Buy schemes did less to support first time buyers within the  
8  
9 capital and tended to facilitate the financing of mortgage loans in more affordable  
10  
11 regions (Shelter, 2015). As such, state-facilitated credit creation boosted access to  
12  
13 mortgage finance in areas where house price growth was constrained relative to  
14  
15 London; on the other hand macro-regulatory considerations undermined the  
16  
17 effectiveness of the policy within the capital, ensuring that the key objectives of the  
18  
19 policy were not realised in the more overheated sections of the UK housing market. The  
20  
21 logic of credit indiscipline associated with the Help to Buy policy interacted with the  
22  
23 distinct institutional structures of regional housing markets, producing spatial  
24  
25 divergence across the UK's regions.  
26  
27  
28

29 A further consequence of sustained loose monetary policy has been to  
30  
31 resuscitate the buy-to-let market. Buy-to-let has been identified as an important  
32  
33 component of financialisation within the UK, with buyers looking to residential  
34  
35 property as a speculative investment with the potential for long-term capital gains  
36  
37 (Leyshon & French, 2009). In the boom years before the financial crisis, the buy-to-let  
38  
39 market was at the heart of unsustainable price increases and excessive borrowing  
40  
41 (Hamnett, 2010: 113). It was therefore a principal threat to financial stability. Since the  
42  
43 introduction of record low interest rates by the Bank of England in 2009, the market has  
44  
45 recovered at a rapid rate, as Figure 3 below indicates:  
46  
47  
48  
49

50 [FIGURE 3 HERE]  
51  
52

53 By the third quarter of 2014, buy-to-let lending had overtaken its pre-crisis peak.  
54  
55 By the third quarter of 2015, lending had increased by 49 per cent when compared to  
56  
57  
58  
59  
60

1  
2  
3 the equivalent point in 2014 (Pickford, 2015). These are notable developments for two  
4  
5 reasons. Firstly, it demonstrates the unintended impact of regulatory restructuring by  
6  
7 the macro-institutional core. The UK's post-crisis low interest rate regime was justified  
8  
9 by the government as being in keeping with both the Bank of England's counter-  
10  
11 inflationary mandate and the need to stimulate economic recovery. The setting of  
12  
13 interest rates is delegated to the Bank of England which is mandated to achieve an  
14  
15 inflation target of 2 per cent, an objective furthered by the continuation of a low interest  
16  
17 rate regime. More broadly, the implementation of this low interest rate regime was seen  
18  
19 as essential to Britain's national economic recovery. It was intended to support  
20  
21 commercial lending and keep down the costs of borrowing needed to finance  
22  
23 investment. But inflation targeting in this way is not a neutral tool of macroeconomic  
24  
25 management. It typically involves systematically privileging certain sectors and social  
26  
27 groups over others (Watson, 2003). Low interest rates played a crucial role in reducing  
28  
29 mortgage rates for middle class homeowners between 2008 and 2013. Housing costs  
30  
31 for owner occupiers fell by 37 per cent during this period as a direct result of the UK's  
32  
33 low interest rate regime (IFS, 2014: 51). Similarly, as Figure 4 demonstrates, the Bank of  
34  
35 England's low interest rate regime has facilitated a sustained decrease of interest rates  
36  
37 for buy-to-let mortgages:  
38  
39  
40  
41  
42

43 [FIGURE 4 HERE]  
44  
45

46 Buy-to-let mortgage rates peaked at 8 per cent during the peak of the financial  
47  
48 crisis, but by late 2014 they had fallen beneath 4 per cent. The massive increase in buy-  
49  
50 to-let mortgages enabled by sustained low rate mortgages has prompted concern within  
51  
52 both the Treasury and the Bank of England. George Osborne's summer budget in 2015  
53  
54 introduced measures to sweep away tax reliefs for landlords in order to curb the  
55  
56  
57  
58  
59  
60

1  
2  
3 runaway buy-to-let market.<sup>15</sup> The likelihood, though, is that landlords will pass some of  
4  
5 the burden for tax restructuring onto tenants through increased rents. Regulatory  
6  
7 interventions by core state agencies can have unintended distributional implications.  
8

9  
10 This brings us to the second important consequence of a reinvigorated buy-to-let  
11  
12 market: its highly uneven geographical impacts. During the pre-crisis housing boom the  
13  
14 vast majority of buy-to-let investment was concentrated in Southern England. Mortgage  
15  
16 lenders calculated that as much as 70% of buy-to-let purchases occurred beneath a 'line  
17  
18 drawn between the Wash and the Severn', with nearly half of the total figure found in  
19  
20 London and the South East (Leyshon & French, 2009: 451). As the updated data in  
21  
22 figure 5 below shows, this geographical unevenness in the distribution of buy-to-let  
23  
24 loans has continued during the post-crisis buy-to-let boom:  
25  
26  
27  
28

29 [FIGURE 5 HERE]  
30  
31  
32  
33

34 There is a clear North-South axis of geographical unevenness at play here. Figure  
35  
36 5 shows the regional proportions of both buy-to-let and residential mortgage lending  
37  
38 throughout the UK. The share of buy-to-let loans relative to residential loans was  
39  
40 roughly equivalent in every region other than in London. While London accounted for  
41  
42 just 13 per cent of national residential mortgage loans, it accounted for 24 per cent of  
43  
44 buy to let loans, demonstrating a significant imbalance towards buy-to-let borrowing.  
45  
46 Post-crisis monetary indiscipline has deepened the regionally variegated property  
47  
48 markets of the UK and intensified North-South divisions.  
49  
50

51 Uneven geographical dynamics within the housing market also have important  
52  
53 social and political ramifications. There is growing controversy over the exclusionary  
54  
55 stratifications of the UK housing market. Home ownership levels, despite government  
56  
57  
58  
59  
60

1  
2  
3 intervention, are now at their lowest ebb for thirty years (Fearn, 2016). In 2014, the UK  
4  
5 had the second highest house prices per square metre (with Monaco top) in the world.  
6  
7 It has witnessed the fastest housing price increases in the OECD over the last 40 years  
8  
9 (Hilber, 2015). Private rents have escalated dramatically in recent years, with tenants in  
10  
11 England now spending 50 per cent of their income on rent (Osborne, 2015). Although  
12  
13 Help to Buy has enabled some geographical equalisation of homeownership, through  
14  
15 the schemes higher uptake in the North of England, it is effectively diffusing a broken  
16  
17 model of housing access throughout the country while burdening taxpayers with  
18  
19 increased risk. Help to Buy fails to tackle the long-term problems of limited housing  
20  
21 stock. By focussing only on facilitating increased demand for housing by first time  
22  
23 buyers, the programme deepens the inflationary spiral that has locked millions out of  
24  
25 the possibility of home ownership and ramps-up further pressure on house prices. With  
26  
27 prices rising most sharply at the upper end of the market, it is older and wealthier  
28  
29 homeowners that benefit most (Hilber, 2015). The generational dimensions of this crisis  
30  
31 are becoming more pronounced. There is an increasing geographic segregation of  
32  
33 generations demarcated by housing prices, with the effect of weakening  
34  
35 intergenerational bonds of solidarity (Kingman, 2016). Similarly, the unintended  
36  
37 consequences of loose monetary policy, in the guise of a buy-to-let boom, have  
38  
39 deepened damaging regional pathologies within the housing market. London and the  
40  
41 South East, already home to skyrocketing rents, have been further buoyed by the  
42  
43 intensification of buy-to-let mortgage lending and the continued transformation of  
44  
45 housing into a long-term revenue generating asset.  
46  
47  
48  
49  
50  
51  
52

## 53 **Conclusion**

54  
55  
56  
57  
58  
59  
60

1  
2  
3 A range of highly unorthodox policy instruments and novel forms of state intervention  
4  
5 have emerged within post-crisis capitalist economies. Central banks engaged in  
6  
7 sustained programmes of 'loose' monetary policy in the form of low interest rates,  
8  
9 successive rounds of QE and credit-easing policies as state actors attempted to boost  
10  
11 private sector lending. Whilst geographers deploying the neoliberalisation approach  
12  
13 have developed important analyses of the post-crisis context, their contributions have  
14  
15 thus far not adequately taken account of the highly novel forms of 'loose' monetary  
16  
17 policy which have emerged in this period or the ways in which these interventions have  
18  
19 been organised through central state institutions.  
20  
21

22  
23 This article has traced some of the ways in which this post-crisis reorientation of  
24  
25 macroeconomic policy has generated a series of uneven geographical outcomes across  
26  
27 the UK. In particular, the article has focussed on the link between 'loose' monetary  
28  
29 policy and financialised fiscal intervention by HM Treasury and the ways in which this  
30  
31 has produced new patterns of spatial divergence across the UK's housing market. Help  
32  
33 to Buy has generated an upward pressure on house prices, which could ironically  
34  
35 exclude future first time buyers from gaining access to mortgage credit. Similarly, the  
36  
37 return of the 'buy-to-let' investor is likely to further concentrate asset-ownership within  
38  
39 the UK, generating upwards pressure on house prices and on rental costs for credit-  
40  
41 constrained households. The emergence of a 'loose money' regime may have  
42  
43 temporarily stabilised post-crisis capitalism in the UK, but this transition has also  
44  
45 produced new patterns of spatial divergence whilst consolidating dysfunctional features  
46  
47 of the UK's financialised growth model.  
48  
49

50  
51 Our analysis has important implications for the neoliberalisation approach. As  
52  
53 Peck and Theodore note, neoliberalisation theorists should make a more, "concerted  
54  
55 engagement with 'macroeconomic geographies' – more work of a 'holistic' nature,  
56  
57  
58  
59  
60

1  
2  
3 concerned with macroeconomic patterns and trajectories...including those at the level of  
4 the nation-state...and with those 'big geographies' of capitalist restructuring" (Peck and  
5 Theodore, 2007: 762). One ambition of this article has been to advance an analysis of  
6 post-crisis British capitalism with this basic objective in mind. Our analysis suggests  
7 that the existing focus on the disciplinary dimension of neoliberalisation ignores the  
8 ways in which such processes tend to be become coupled with sustained patterns of  
9 *indiscipline* elsewhere within the socio-spatial order. In the case of the UK, this  
10 contradictory coupling has been provisionally institutionalised within the monetary  
11 sphere. Whilst real wage retrenchment has been incredibly deep - since 2008 the UK  
12 has experienced the largest drop in real earnings in Europe with the exception of Greece  
13 - this has taken place alongside the selective but systematic transfer of funds from the  
14 public balance sheet to private sector asset-holders through the policy of QE (Green and  
15 Lavery, 2015). In addition, targeting the private sector's tendency to ration the supply of  
16 credit has become a key objective of government policy, with sustained interventions  
17 oriented towards overcoming the commercial lending drought that emerged in the post-  
18 crisis context.

19  
20 Transformations in the organisation of post-crisis capitalism are highly  
21 unorthodox. Financialised state interventions have occurred on an unprecedented scale.  
22 Yet the question remains as to whether these new patterns of state intervention  
23 embody temporary 'institutional fixes' to the specific pathologies of the post-2008  
24 context or whether they represent a more fundamental, secular shift in the trajectory of  
25 advanced capitalist development. Trends towards secular stagnation suggest that low  
26 interest rates are a structural rather merely cyclical feature of advanced capitalism  
27 (Blyth & Matthijs, 2017). Sustained real wage stagnation and falling wage shares  
28 indicate that deep demand deficiencies will endure, increasing the salience financialised

1  
2  
3 demand creation through monetary instruments. State-backed subsidisation of  
4  
5 commercial and residential credit also produces powerful new political constituencies -  
6  
7 such as asset-holders and landlords - who have a vested interest in supporting a  
8  
9 continuation of the loose money regime. For these reasons, theorists of  
10  
11 neoliberalisation and economic geography more broadly should engage directly with  
12  
13 state-led mutations within the monetary sphere. These transformations continue to  
14  
15 generate novel patterns of spatial divergence within the emergent political economy of  
16  
17 post-crisis capitalism. Whether they spell the end of the neoliberal order as we know it,  
18  
19 rather than merely its latest punctuating phase of crisis, remains to be seen.  
20  
21  
22  
23  
24

## 25 **References**

- 26  
27 Arestis P & Sawyer M 1998 New labour, new monetarism *Soundings* 9 24-41  
28  
29 Baker A 2013 The New Political Economy of the Macroprudential Ideational Shift *New*  
30  
31 *Political Economy* 18 112 - 139  
32  
33  
34 Bank of England 2012 The Distributional Effects of Asset Purchases  
35  
36 ([http://www.bankofengland.co.uk/publications/Documents/quarterlybulletin/qb1203](http://www.bankofengland.co.uk/publications/Documents/quarterlybulletin/qb120306.pdf)  
37  
38 [06.pdf](http://www.bankofengland.co.uk/publications/Documents/quarterlybulletin/qb120306.pdf)) Accessed 12 February 2016.  
39  
40 Bennett R 1980 *The geography of public finance: welfare under fiscal federalism and local*  
41  
42 *government finance* Routledge, London  
43  
44  
45 Berry C & Hay C 2015 The Great British "Rebalancing" Act: The Construction and  
46  
47 Implementation of an Economic Imperative for Exceptional Times *The British Journal of*  
48  
49 *Politics & International Relations* 18 3 -25  
50  
51  
52 Blyth M & Matthijs M 2017 Black Swans, Lame Ducks, and the Mystery of IPE's Missing  
53  
54 Macro-Economy *Review of International Political Economy* 24 203-231  
55  
56  
57  
58  
59  
60



- 1  
2  
3 Brenner N, Peck J and Theodore N 2010 Variegated neoliberalization: geographies,  
4 modalities, pathways *Global Networks* 10 182-222.  
5  
6  
7 Bulpitt J 1986 The discipline of the new democracy: Mrs Thatcher's domestic statecraft  
8  
9 *Political Studies* 34 19-39  
10  
11 Burnham P 2001 New Labour and the politics of depoliticisation *The British Journal of*  
12  
13 *Politics and International Relations* 2 127-149  
14  
15  
16 Cameron A (2006) Turning point? The volatile geographies of taxation *Antipode* 38  
17  
18 236-258.  
19  
20 Cameron A 2008 Crisis? What crisis? Displacing the spatial imaginary of the fiscal state.  
21  
22 *Geoforum* 39 1145-1154.  
23  
24  
25 Christensen J and Rudebusch G 2012 The Response of Interest Rates to US and UK  
26  
27 Quantitative Easing *The Economic Journal* 122 385-414.  
28  
29 Clark G 2015 The Geography of the European Central Bank: form, functions and  
30  
31 legitimacy *Journal of Economic Geography* 15 855-881  
32  
33  
34 Clarke S 1988 *Keynesianism, Monetarism and the Crisis of the State* Elgar, Aldershot  
35  
36 Crouch, C. (2011). *The strange non-death of neo-liberalism* Polity, Cambridge  
37  
38 Eichengreen B 2014 *Hall of mirrors: The Great Depression, the Great Recession, and the*  
39  
40 *uses-and misuses-of history* Oxford University Press, Oxford  
41  
42  
43 Fearn H 2016 This is a housing crisis, and without intervention it will bankrupt the  
44  
45 welfare state ( [http://www.independent.co.uk/voices/housing-crisis-britain-can-t-](http://www.independent.co.uk/voices/housing-crisis-britain-can-t-afford-generation-of-renters-a7168566.html)  
46  
47 [afford-generation-of-renters-a7168566.html](http://www.independent.co.uk/voices/housing-crisis-britain-can-t-afford-generation-of-renters-a7168566.html)) Accessed 4 September 2016  
48  
49 Fullwiller S and Wray R (2010) Quantitative Easing and Proposals for Reform of  
50  
51 Monetary Policy Operaitons *Levy Economics Institute, Working Paper No. 645*  
52  
53  
54 Gamble A 2001 Neo-liberalism *Capital & Class*, 25 127-134  
55  
56  
57  
58  
59  
60

- 1  
2  
3 Gamble A 2014 *Crisis without end?: The unravelling of western prosperity* Palgrave  
4  
5 Macmillan, Basingstoke  
6  
7 Gardiner B, Martin R, Sunley P and Tyler P 2013 Spatially unbalanced growth in the  
8  
9 British economy *Journal of Economic Geography* 13 889–928  
10  
11 Gill S 2002 Constitutionalizing Inequality and the Clash of Globalizations *International*  
12  
13 *Studies Review* 4 47–65  
14  
15  
16 Green J and Lavery 2015 The Regressive Recovery: Distribution, Inequality and State  
17  
18 Power in Britain's Post-Crisis Political Economy *New Political Economy* 20 894-923  
19  
20 Grice A 2013 Inside Westminster: George Osborne's housing boom will echo into the  
21  
22 future [http://www.independent.co.uk/incoming/inside-westminster-george-osborne-](http://www.independent.co.uk/incoming/inside-westminster-george-osborne-s-housing-boom-will-echo-into-the-future-8869835.html)  
23  
24 [s-housing-boom-will-echo-into-the-future-8869835.html](http://www.independent.co.uk/incoming/inside-westminster-george-osborne-s-housing-boom-will-echo-into-the-future-8869835.html) Accessed 21 April 2017  
25  
26  
27 Hamnett C 2010 Housing and the UK economy In Coe N Jones A eds *The Economic*  
28  
29 *Geography of the UK* Sage, London 110 - 122  
30  
31 Harvey D 2007 *A brief history of neoliberalism* Oxford University Press, Oxford  
32  
33 Hay C 1992 Housing Policy in Transition: from the post-war settlement towards a  
34  
35 "Thatcherite" hegemony *Capital & Class* 16 27 - 64  
36  
37  
38 Hay C 2013 *The Failure of Anglo-liberal Capitalism* Palgrave Macmillan, Basingstoke  
39  
40 Hayek F 1948 *Individualism and economic order* University of Chicago Press, Chicago  
41  
42 Hilber, C 2015 UK Housing and Planning Policies: the evidence from economic research  
43  
44 (<http://eprints.lse.ac.uk/61745/>) Accessed 21 April 2017.  
45  
46  
47 HM Revenue & Customs 2015 Annual UK Property Transactions Statistics 2015 National  
48  
49 Statistics ( [https://www.gov.uk/government/statistics/annual-uk-property-](https://www.gov.uk/government/statistics/annual-uk-property-transactions-statistics-2013)  
50  
51 [transactions-statistics-2013](https://www.gov.uk/government/statistics/annual-uk-property-transactions-statistics-2013)) Accessed 21 April 2017  
52  
53  
54  
55  
56  
57  
58  
59  
60

1  
2  
3 HM Treasury, 2014. Help to Buy: helping first-time buyers onto the housing ladder  
4  
5 <https://www.gov.uk/government/news/help-to-buy-helping-first-time-buyers-onto->  
6  
7 [the-housing-ladder](https://www.gov.uk/government/news/help-to-buy-helping-first-time-buyers-onto-the-housing-ladder)) Accessed 16 September 2016  
8

9 HM Treasury, 2016a. Help to Buy mortgage guarantee scheme quarterly statistics:  
10  
11 October 2013 to 30 June 2016 [https://www.gov.uk/government/statistics/help-to-](https://www.gov.uk/government/statistics/help-to-buy-mortgage-guarantee-scheme-quarterly-statistics-october-2013-to-30-june-2016)  
12  
13 [buy-mortgage-guarantee-scheme-quarterly-statistics-october-2013-to-30-june-2016](https://www.gov.uk/government/statistics/help-to-buy-mortgage-guarantee-scheme-quarterly-statistics-october-2013-to-30-june-2016))  
14  
15  
16 Accessed 21 April 2017  
17

18 HM Treasury, 2016b. Help to Buy: helping 150,000 own their own home  
19  
20 <https://www.gov.uk/government/news/help-to-buy-helping-150000-own-their-own->  
21  
22 [home](https://www.gov.uk/government/news/help-to-buy-helping-150000-own-their-own-home)) Accessed 21 April 2017  
23

24 IFS 2014 *Living standards, poverty and inequality in the UK: 2014*, London.  
25

26 Jessop B 2013a Putting neoliberalism in its time and place: a response to the debate  
27  
28 *Social Anthropology* 21 65-74  
29

30 Jessop B 2013b Finance-dominated accumulation and post-democratic capitalism In  
31  
32 Fadda S and Tridico P eds *Institutions and economic development after the financial crisis*  
33  
34 Routledge, London 83-105  
35  
36

37 Jessop B, Bonnett K, Bromley S and Ling T 1988 *Thatcherism: A Tale of Two*  
38  
39 *Nations* Polity Press, Cambridge  
40

41 Jones D 2014 *Masters of the universe: Hayek, Friedman, and the birth of neoliberal politics*  
42  
43 Princeton University Press, Princeton  
44

45 Jones M 2002 *New Institutional Spaces: Training and Enterprise Councils and the*  
46  
47 *Remaking of Economic Governance* Routledge, London  
48  
49

50 Kapetanios G, Mumtaz H, Stevens I and Theoridis K 2012 Assessing the Economy-Wide  
51  
52 Effects of Quantitative Easing *The Economic Journal*, 122 316-347  
53  
54  
55  
56  
57  
58  
59  
60

1  
2  
3 Kingman D 2016 Generations Apart? The growth of age segregation in England and

4  
5 Wales, *Intergenerational Foundation*(<http://www.if.org.uk/wp->

6  
7 [content/uploads/2016/09/Generations-Apart\\_Report\\_Final\\_Web-Version-1.pdf](http://www.if.org.uk/wp-content/uploads/2016/09/Generations-Apart_Report_Final_Web-Version-1.pdf))

8  
9 Accessed 24 September 2016

10  
11 Konzelmann S 2014 The political economics of austerity *Cambridge Journal of*

12  
13 *Economics*, 38 701-741.

14  
15 Krieger J 1986 *Reagan, Thatcher, and the politics of decline* Oxford University Press,

16  
17 New York

18  
19 Leyshon A and French S 2009 We all live in a Robbie Fowler house': The geographies of

20  
21 the buy to let market in the UK *The British Journal of Politics & International Relations*,

22  
23 *11* 438-460

24  
25 Lowndes V and Pratchett L 2012 Local governance under the coalition government:

26  
27 Austerity, localism and the 'Big Society' *Local government studies* 38 21-40

28  
29 Mann G 2010 Hobbes' redoubt? Toward a geography of monetary policy' *Progress in*

30  
31 *Human Geography* 34 601 - 625

32  
33 Martin R 1988. The Political Economy of Britain's North-South Divide *Transactions of*

34  
35 *the Institute of British Geographers* 13 389-418

36  
37 Milligan, B (2015) 'Bank of England to get new powers on buy-to-let lending', *BBC News*,

38  
39 December 17 (<http://www.bbc.co.uk/news/business-35120511>) Accessed 4

40  
41 September 2016

42  
43 Mirowski P 2013 *Never let a serious crisis go to waste: How neoliberalism survived the*

44  
45 *financial meltdown* Verso, London

46  
47

48  
49

50  
51

52  
53

54  
55

56  
57

58  
59

60

- 1  
2  
3 Montgomerie J and Büdenbender M 2015 Round the Houses: Homeownership and  
4 Failures of Asset-Based Welfare in the United Kingdom *New Political Economy* 20 386–  
5 405  
6  
7  
8  
9 Mudge, S 2008 What is neo-liberalism? *Socio-Economic Review*, 6 703-731  
10  
11  
12 Münchau W 2016). The end of the era of central bank  
13 independence([https://www.ft.com/content/8d52615e-a82a-11e6-8898-](https://www.ft.com/content/8d52615e-a82a-11e6-8898-79a99e2a4de6)  
14 [79a99e2a4de6](https://www.ft.com/content/8d52615e-a82a-11e6-8898-79a99e2a4de6)) Accessed 22 November 2016  
15  
16  
17  
18 Narsiah S 2010 The Neoliberalisation of the Local State in Durban, South Africa.  
19 *Antipode* 42 374–403  
20  
21  
22  
23 Newman J 2014 Landscapes of antagonism: Local governance, neoliberalism and  
24 austerity *Urban Studies* 51 3290–3305  
25  
26  
27 Osborne G 2014. Letter from George Osborne to Andrew Tyrie  
28 ([http://www.parliament.uk/documents/commons-committees/treasury/140428-](http://www.parliament.uk/documents/commons-committees/treasury/140428-George%20Osborne%20to%20Andrew%20Tyrie%20housing.pdf)  
29 [George Osborne to Andrew Tyrie housing.pdf](http://www.parliament.uk/documents/commons-committees/treasury/140428-George%20Osborne%20to%20Andrew%20Tyrie%20housing.pdf)) Accessed 21 April 2017  
30  
31  
32  
33 Osborne H 2015 Tenants in England spend half their pay on rent  
34 ([https://www.theguardian.com/money/2015/jul/16/tenants-in-england-spend-half-](https://www.theguardian.com/money/2015/jul/16/tenants-in-england-spend-half-their-pay-on-rent)  
35 [their-pay-on-rent](https://www.theguardian.com/money/2015/jul/16/tenants-in-england-spend-half-their-pay-on-rent)) Accessed 20 September 2016  
36  
37  
38  
39  
40 Peck J 1996 *Work-Place: The Social Regulation of Labor Markets* Guildford Press, New  
41 York  
42  
43  
44 Peck J 2010a Zombie neoliberalism and the ambidextrous state *Theoretical Criminology*,  
45 14 1 104-110  
46  
47  
48  
49 Peck J 2010b *Constructions of Neoliberal Reason*, Oxford: Oxford University Press.  
50  
51  
52 Peck, J 2013 Disembedding Polanyi: exploring Polanyian economic geographies  
53 *Environment and Planning A* 45 1536–1544.  
54  
55  
56  
57  
58  
59  
60

- 1  
2  
3 Peck J and Tickell A 1995 The social regulation of uneven development: “regulatory  
4 deficit”, England’s South East, and the collapse of Thatcherism *Environment and*  
5 *Planning A* 27 15–40  
6  
7  
8  
9 Peck J and Theodore N 2007 Variegated capitalism *Progress in Human Geography* 31  
10 731–772  
11  
12  
13 Peck J., Theodore N and Brenner N 2012 Neoliberalism Resurgent? Market Rule after  
14 the Great Recession *South Atlantic Quarterly* 111 265–288  
15  
16  
17 Peck J, Theodore N and Brenner N 2013 Neoliberal Urbanism Redux? *International*  
18 *Journal of Urban and Regional Research* 37 1091–1099  
19  
20  
21  
22 Pistor K 2013 A legal theory of finance *Journal of Comparative Economics* 41, 315-330  
23  
24  
25 Polanyi, K 2001 *The Great Transformation: The Political and Economic Origins of Our*  
26 *Times* Beacon Press, Boston  
27  
28  
29 Roberts A 2016 Household Debt and the Financialization of Social Reproduction:  
30 Theorizing the UK Housing and Hunger Crises In Soederberg S ed *Risking Capitalism*  
31 Emerald, Bingley 135-164  
32  
33  
34  
35  
36 Shelter 2015 How much help is Help to Buy? Help to Buy and the impact on house prices  
37 ([https://england.shelter.org.uk/.../2015\\_09\\_how\\_much\\_help\\_is\\_Help\\_to\\_Buy.pdf](https://england.shelter.org.uk/.../2015_09_how_much_help_is_Help_to_Buy.pdf))  
38  
39 Accessed 21 April 2017  
40  
41  
42  
43 Skidelsky R 1979 The decline of Keynesian politics In Crouch C ed *State and Economy in*  
44 *Contemporary Capitalism* Croom Helm, London 55-87  
45  
46  
47  
48 Smith N 2008 Comment: neo-liberalism: dominant but dead *Focaal - European Journal*  
49 *of Anthropology* 51 155-157  
50  
51  
52  
53 Stockhammer E 2016 Neoliberal growth models, monetary union and the Euro crisis: A  
54 post-Keynesian perspective *New Political Economy* 21 365 - 397.  
55  
56  
57  
58  
59  
60

1  
2  
3 Summers L 2016 Age of Secular Stagnation: What It Is and What to Do about It *Foreign*  
4 *Affairs* 95 2-9

5  
6  
7 Van Horn R and Mirowski P 2015 The Rise of the Chicago School of Economics and the  
8 Birth of Neoliberalism' In Mirowski P and Plehwe D eds *The Road from Mont Pèlerin: The*  
9 *Making of the Neoliberal Thought Collective, With a New Preface*. Harvard University  
10 Press, Harvard 139 - 180

11  
12  
13  
14  
15  
16 Verdun A 2015 A historical institutionalist explanation of the EU's responses to the euro  
17 area financial crisis *Journal of European Public Policy* 22 219-237

18  
19  
20 Wainwright T 2009 Laying the Foundations for a Crisis: Mapping the Historico-  
21 Geographical Construction of Residential Mortgage Backed Securitization in the UK  
22 *International Journal of Urban and Regional Research* 33 372-388

23  
24  
25  
26  
27  
28 Watson M 2010 House Price Keynesianism and the Contradictions of the Modern  
29 Investor Subject *Housing Studies* 25 37-41

30  
31  
32  
33 Wray R 2012 *Modern Money Primer* Palgrave, New York

34  
35  
36  
37  
38  
39  
40  
41  
42  
43  
44  
45  
46  
47  
48  
49  
50  
51  
52  
53  
54  
55  
56  
57  
58  
59  
60

---

<sup>1</sup> Jessop has distinguished between four 'regime types' which have emerged in response to the ascendancy of global neoliberalism: 'shock therapy'; 'external imposition'; 'pragmatic accommodation' and 'neoliberal regime shifts' (Jessop, 2013a). We focus on the UK case and hence on the latter of these ideal types. Furthermore, the UK - alongside other Anglo-Saxon varieties of capitalism - embodies a finance-dominated accumulation system (Stockhammer, 2016; Jessop, 2013b). This is reflected in the large volume of capital flows which pass through the City of London, persistent current account deficits, the size of bank assets and liabilities relative to GDP and high volumes of household debt-to-GDP ratios in the UK. As such, the arguments we make throughout the article are specific to the UK case. Further

1  
2  
3  
4 comparative research is necessary to examine the shift to 'monetary indiscipline' within other varieties of  
5 financialised capitalism.

6 <sup>2</sup> For example, functioning labour markets depend upon the effective supply of workers with a distinctive  
7 set of skills and behavioural predispositions (Peck, 1996).

8 <sup>3</sup> Furthermore, these spatial and institutional 'fixes' can only ever be partial and provisional. Temporary  
9 'solutions' to crisis can themselves generate new points of dysfunction and disequilibrium. To take one  
10 example, the 'bail out' of the banking sector in the immediate aftermath of the 2008 financial crisis  
11 increased pressures on the fiscal base of advanced capitalist states, generating new pressures for  
12 politically disruptive processes of welfare retrenchment, public expenditure cuts and deficit reduction.

13 <sup>4</sup> Of course private banks also wield enormous power in shaping the flow of money and payments  
14 throughout the economy. But as our focus here is upon the state, we will confine our analysis to the  
15 behaviour of the treasury and central bank.

16 <sup>5</sup> This is exemplified in the current austerity drive that has characterised the response to the Global  
17 Financial Crisis throughout the West.

18 <sup>6</sup> Indeed, Hayek (1948: 112) himself recognised the need for some kind of state regulatory role in the  
19 monetary and fiscal arenas.

20 <sup>7</sup> This limitation has been acknowledged by Peck and his collaborators, who have emphasised the need  
21 for the neoliberalisation approach VNA to engage more explicitly with macro-geographical development  
22 (Peck and Theodore, 2007: 762).

23 <sup>8</sup> The Treasury is a key section of the executive branch of the state. It is distinct from the wider executive  
24 branch, however, insofar as it exercises control over other departmental expenditure limits.

25 <sup>9</sup> Federal forms of capitalism guarantee a greater jurisdictional diffusion of fiscal capacity and decision-  
26 making, although one that is still subject to a hierarchical orientation between the federal and  
27 state/provincial levels of governance. Centralised state capacities enshrine a higher degree of  
28 concentrated fiscal and monetary power, often with the institutional sites of this agency within close  
29 spatial proximity

30 <sup>10</sup> The early turn to loose monetary policy and QE in the Anglo-American economies could be explained in  
31 terms of their role as hosts to major international financial centres and powerful financial interests on  
32 Wall Street and in the City. But the widespread adoption of these policies by central banks across  
33 advanced capitalism indicate that this is a systemic tendency, not simply a consequence of the  
34 specificities of American or British capitalism.

35 <sup>11</sup> This policy functions through charging banks for their reserve holdings with the central bank, usually  
36 only when reserve holdings are beyond a certain exemption threshold (BIS, 2016).

37 <sup>12</sup> The 'wealth effect' anticipated from QE is a variation of 'trickle down' economic theory. It suggests that  
38 increasing the value of assets held by wealthy individuals and institutions would spur increased  
39 investment and consumption, thus boosting aggregate demand.

40 <sup>13</sup> The political economy of housing market restructuring should not be understood purely as a product of  
41 'neoliberal' ideology. It also reflects the electoral imperative of securing domestic support among  
42 segments of the population, for instance those that benefit from house price inflation. But this is not an  
43 either/or dynamic: neoliberal restructuring can succeed precisely because it can be simultaneously  
44 harnessed for purposes of statecraft as well as ideological advancement. However, these interventions  
45 cannot be reduced to or explained by an appeal to 'neoliberalism'. Rather, the political bias towards house  
46 price inflation privileges certain policy dispositions - such as attempts to weaken mortgage lending  
47 criteria and sustain a 'light touch' model of capital market regulation - which have facilitated  
48 neoliberalisation under the distinct institutional conditions of British capitalism.

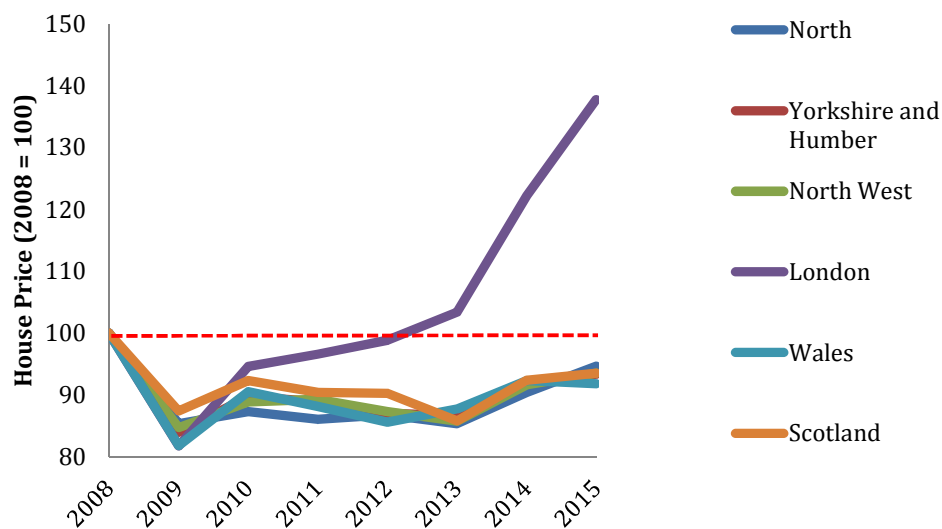
49 <sup>14</sup> The Mortgage Guarantee Scheme was dropped by the new Chancellor, Phillip Hammond, in September  
50 2016. However, the Help to Buy equity loan scheme and the Help to Buy: ISA remained in place.

51 <sup>15</sup> Osborne also hinted at increased powers to be granted to the Bank of England as a means to curb the  
52 market's growth (Milligan, 2015).  
53  
54  
55  
56  
57  
58  
59  
60



**Figure 1: Help to Buy Share of Regional Property Markets**

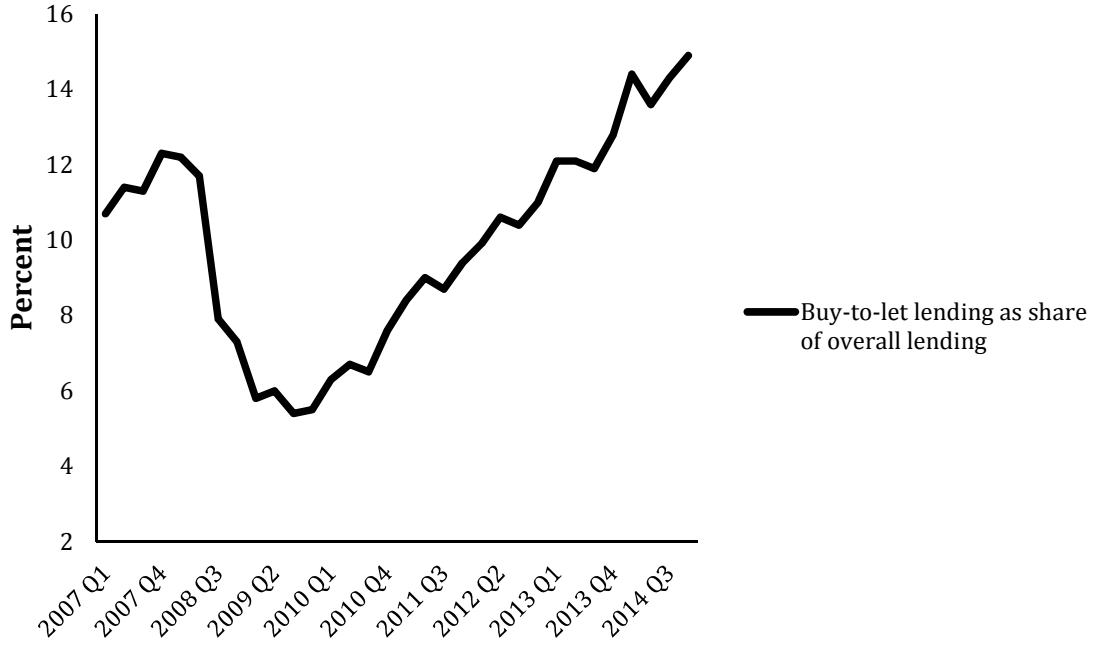
<b>Region</b>	<b>Help to Buy Share of Market</b>
South-East	3.83
East	4.59
South-West	4.25
North-West	4.90
West Midlands	5.08
East Midlands	5.51
Yorkshire and the Humber	5.02
London	1.83
North-East	6.45
UK Average	3.97

**Figure 2: Regional House Prices, 2008 - 2015**

Peer Review

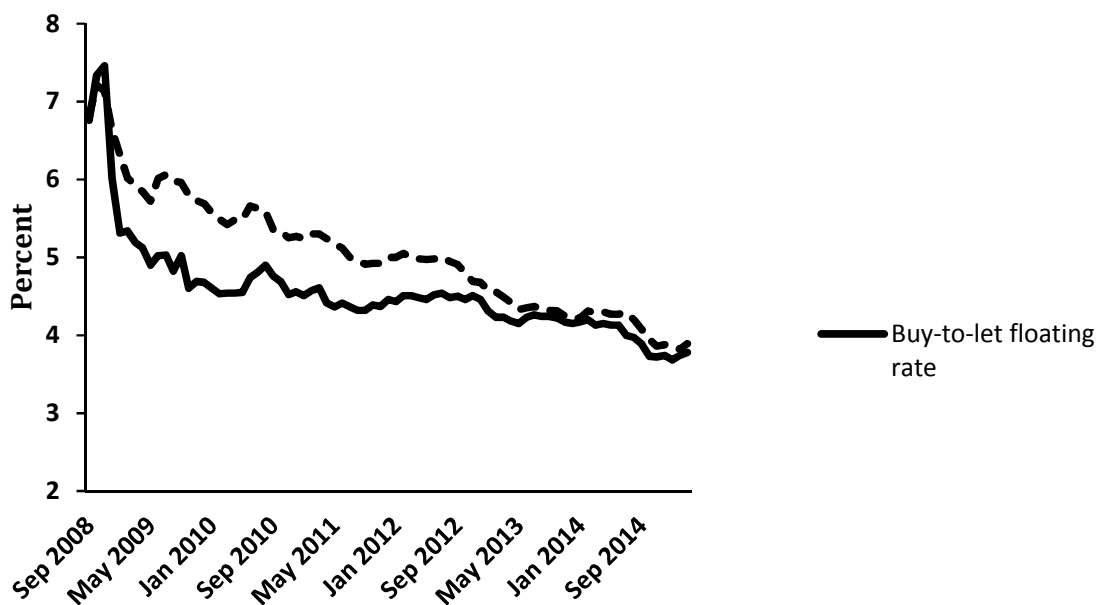
1  
2  
3  
4  
5  
6  
7  
8  
9  
10  
11  
12  
13  
14  
15  
16  
17  
18  
19  
20  
21  
22  
23  
24  
25  
26  
27  
28  
29  
30  
31  
32  
33  
34  
35  
36  
37  
38  
39  
40  
41  
42  
43  
44  
45  
46  
47  
48  
49  
50  
51  
52  
53  
54  
55  
56  
57  
58  
59  
60

**Figure 3. Buy-to-let lending as share of gross mortgage lending**



Peer Review

Figure 4: Buy-to-let mortgage rates 2008-2015

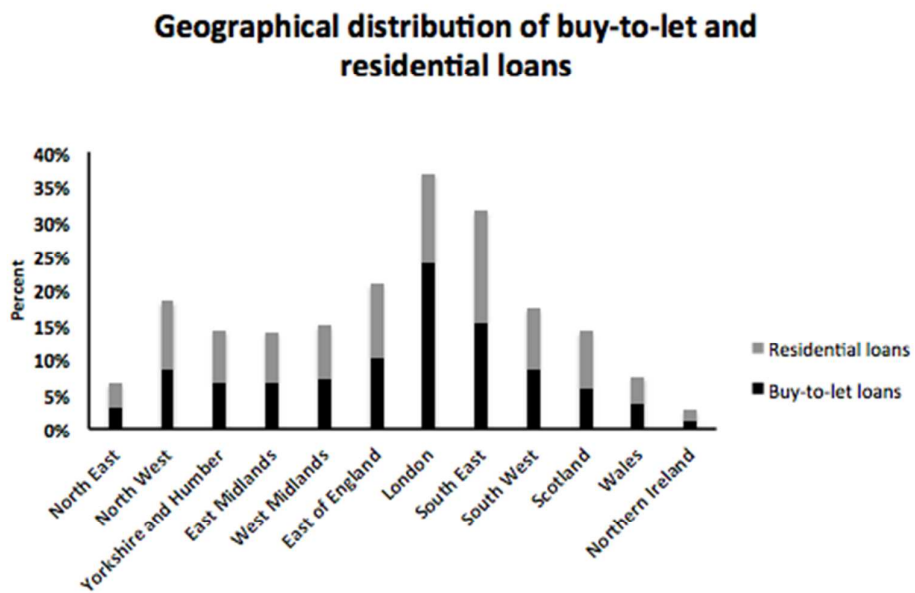


Peer Review

1  
2  
3  
4  
5  
6  
7  
8  
9  
10  
11  
12  
13  
14  
15  
16  
17  
18  
19  
20  
21  
22  
23  
24  
25  
26  
27  
28  
29  
30  
31  
32  
33  
34  
35  
36  
37  
38  
39  
40  
41  
42  
43  
44  
45  
46  
47  
48  
49  
50  
51  
52  
53  
54  
55  
56  
57  
58  
59  
60

1  
2  
3  
4  
5  
6  
7  
8  
9  
10  
11  
12  
13  
14  
15  
16  
17  
18  
19  
20  
21  
22  
23  
24  
25  
26  
27  
28  
29  
30  
31  
32  
33  
34  
35  
36  
37  
38  
39  
40  
41  
42  
43  
44  
45  
46  
47  
48  
49  
50  
51  
52  
53  
54  
55  
56  
57  
58  
59  
60

Figure 5:



Peer Review