

This is a repository copy of *Particle acceleration during merging-compression plasma start-up in the Mega Amp Spherical Tokamak*.

White Rose Research Online URL for this paper:

<https://eprints.whiterose.ac.uk/123753/>

Version: Accepted Version

Article:

McClements, K G, Allen, Joe Oliver, Chapman, S. et al. (6 more authors) (2017) Particle acceleration during merging-compression plasma start-up in the Mega Amp Spherical Tokamak. *Plasma Physics and Controlled Fusion*. ISSN 1361-6587

<https://doi.org/10.1088/1361-6587/aa98fa>

Reuse

Items deposited in White Rose Research Online are protected by copyright, with all rights reserved unless indicated otherwise. They may be downloaded and/or printed for private study, or other acts as permitted by national copyright laws. The publisher or other rights holders may allow further reproduction and re-use of the full text version. This is indicated by the licence information on the White Rose Research Online record for the item.

Takedown

If you consider content in White Rose Research Online to be in breach of UK law, please notify us by emailing eprints@whiterose.ac.uk including the URL of the record and the reason for the withdrawal request.

ACCEPTED MANUSCRIPT • OPEN ACCESS

Particle acceleration during merging-compression plasma start-up in the Mega Amp Spherical Tokamak

To cite this article before publication: Kenneth G McClements *et al* 2017 *Plasma Phys. Control. Fusion* in press <https://doi.org/10.1088/1361-6587/aa98fa>

Manuscript version: Accepted Manuscript

Accepted Manuscript is “the version of the article accepted for publication including all changes made as a result of the peer review process, and which may also include the addition to the article by IOP Publishing of a header, an article ID, a cover sheet and/or an ‘Accepted Manuscript’ watermark, but excluding any other editing, typesetting or other changes made by IOP Publishing and/or its licensors”

This Accepted Manuscript is © 2017 IOP Publishing Ltd.

As the Version of Record of this article is going to be / has been published on a gold open access basis under a CC BY 3.0 licence, this Accepted Manuscript is available for reuse under a CC BY 3.0 licence immediately.

Everyone is permitted to use all or part of the original content in this article, provided that they adhere to all the terms of the licence <https://creativecommons.org/licenses/by/3.0>

Although reasonable endeavours have been taken to obtain all necessary permissions from third parties to include their copyrighted content within this article, their full citation and copyright line may not be present in this Accepted Manuscript version. Before using any content from this article, please refer to the Version of Record on IOPscience once published for full citation and copyright details, as permissions may be required. All third party content is fully copyright protected and is not published on a gold open access basis under a CC BY licence, unless that is specifically stated in the figure caption in the Version of Record.

View the [article online](#) for updates and enhancements.

Particle acceleration during merging-compression plasma start-up in the Mega Amp Spherical Tokamak

K.G. McClements¹, J.O. Allen², S.C. Chapman³, R.O. Dendy^{1,3}, S.W.A. Irvine³, O. Marshall², D. Robb⁴, M. Turnyanskiy¹, R.G.L. Vann²

¹ CCFE, Culham Science Centre, Abingdon, Oxfordshire OX14 3DB, UK

² York Plasma Institute, Department of Physics, University of York, Heslington, York YO10 5DD, UK

⁴ Department of Physics, University of Warwick, Coventry CV4 7AL, UK

³ Department of Physics and Astronomy, University of Glasgow, Glasgow, G12 8QQ, UK

Abstract

Magnetic reconnection occurred during merging-compression plasma start-up in the Mega Amp Spherical Tokamak (MAST), resulting in the prompt acceleration of substantial numbers of ions and electrons to highly suprathermal energies. Accelerated field-aligned ions (deuterons and protons) were detected using a neutral particle analyser at energies up to about 20 keV during merging in early MAST pulses, while non-thermal electrons have been detected indirectly in more recent pulses through microwave bursts. However no increase in soft X-ray emission was observed until later in the merging phase, by which time strong electron heating had been detected through Thomson scattering measurements. A test-particle code CUEBIT is used to model ion acceleration in the presence of an inductive toroidal electric field with a prescribed spatial profile and temporal evolution based on Hall-MHD simulations of the merging process. The simulations yield particle distributions with properties similar to those observed experimentally, including strong field alignment of the fast ions and the acceleration of protons to higher energies than deuterons. Particle-in-cell modelling of a plasma containing a dilute field-aligned suprathermal electron component suggests that at least some of the microwave bursts can be attributed to the anomalous Doppler instability driven by anisotropic fast electrons, which do not produce measurable enhancements in soft X-ray emission either because they are insufficiently energetic or because the nonthermal bremsstrahlung emissivity during this phase of the pulse is below the detection threshold. There is no evidence of runaway electron acceleration during merging, possibly due to the presence of three-dimensional field perturbations.

1 Introduction

Toroidal plasmas in the Mega Amp Spherical Tokamak (MAST) were routinely started by forcing two separate plasma tori to merge in the vessel midplane, causing magnetic reconnection to occur [1]. MAST was equipped with a wide range of excellent diagnostics, and therefore this start-up scheme provided a valuable opportunity to study

1
2
3
4
5
6
7 experimentally the physics of magnetic reconnection in the high energy density con-
8 ditions of a tokamak plasma, but without some of the complications of other types
9 of tokamak reconnection events, such as sawteeth. In particular, to a good approxi-
10 mation, reconnection during merging in MAST can be regarded as an axisymmetric
11 (two-dimensional) process, greatly facilitating both the interpretation of experimental
12 data and the modelling of these data. Tanabe and co-workers [1] have used Thomson
13 scattering and carbon line radiation measurements to produce two-dimensional maps of
14 electron and ion heating during merging, demonstrating that electrons were heated ini-
15 tially at the merging point of the two original tori, while ion heating was attributed to
16 viscous dissipation of outflows arising from the reconnection process. Later, electrons
17 were heated in the outflow regions and ions at the merging point, due to electron-ion
18 collisional equilibration. Higher electron and ion temperatures were recorded at the
19 merging point when the toroidal component of the magnetic field was increased, as ex-
20 pected from Braginskii-type scaling of cross-field collisional transport [2]. Axisymmet-
21 ric magnetohydrodynamic (MHD) and Hall-MHD modelling of merging-reconnection
22 in MAST has produced results that are broadly consistent with experimental measure-
23 ments, and provided useful information on the likely evolution of the magnetic field
24 during this process [3].

25
26
27
28
29 In this paper we focus on another common consequence of magnetic reconnection
30 in weakly collisional plasmas, the generation of suprathermal particles. This study is
31 motivated in part by the fact that particle acceleration has previously been found to
32 be correlated with other types of reconnection events in MAST [4]. The production of
33 energetic particles in tokamak plasmas through processes other than fusion reactions,
34 neutral beam injection or radio-frequency heating is generally considered to be undesir-
35 able, since the presence of these particles is liable to cause non-classical losses of energy
36 from the plasma or damage to plasma-facing solid surfaces, and for this reason it is
37 important to understand their origin. A second motivation arises from the fact that
38 the dimensionless parameters of plasmas during merging in MAST are similar to those
39 in the flaring solar corona [5, 6], where it is well-established that reconnection causes
40 the production of large numbers of nonthermal electrons and ions, detected primarily
41 via hard X-ray and γ -ray emission [7, 8, 9]. On this basis it is reasonable to suppose
42 that useful insights into the physics of particle acceleration in flares might be gained
43 by studying this process in MAST, where measurements can be carried out in close
44 proximity to the plasma rather than at a distance of 150 million km.

45
46
47
48
49 Experimental studies of reconnection have been carried out in several laboratory de-
50 vices, focussed largely on the reconfiguration of the magnetic field, bulk plasma flows
51 and plasma heating. It appears that there have been few investigations of particle
52 acceleration in these devices. In one such study, anisotropic suprathermal electron
53 tails were detected in the vicinity of a neutral sheet formed in a collisionless linear
54 plasma [10], and bulk ion acceleration to trans-Alfvénic velocities has been observed in
55 merging spheromak experiments [11, 12]. In the present paper we report experimen-
56 tal measurements showing the simultaneous acceleration of electrons and ions during
57 reconnection in spherical tokamak plasmas. The magnetic fields in these plasmas are
58 typically much higher than those used in dedicated reconnection experiments, and the
59 free energy potentially available for particle energisation is correspondingly higher.
60

Neutral particle analyser (NPA) measurements of fast ion production during merging in MAST were first reported in Ref [5]. In section 2 we present further details of these NPA measurements, and also report on observations of microwave bursts which provide strong evidence of nonthermal electron production during merging. Modelling of ion acceleration, based on an analytically-prescribed time-varying magnetic flux, is presented in section 3, while results from a particle-in-cell simulation of a plasma containing anisotropic fast electrons are used in section 4 to interpret the microwave burst measurements. Conclusions and a discussion of the possible role of three-dimensional effects are presented in section 5.

2 Merging-compression plasma start-up in MAST

Detailed descriptions of merging-compression plasma start-up in MAST can be found in Refs [1, 3, 13, 14, 15, 16]. In summary, as shown in figure 1, plasma rings with parallel toroidal currents were formed around coils located above and below the vessel midplane, subsequently detaching and merging in the midplane due to their mutual attraction. A change of magnetic field line topology (i.e. reconnection) from two tori to a single torus with nested magnetic surfaces typically occurred around 4-5 ms after the start of the pulse. In the two subsections below we describe NPA and microwave measurements obtained during this merging process.

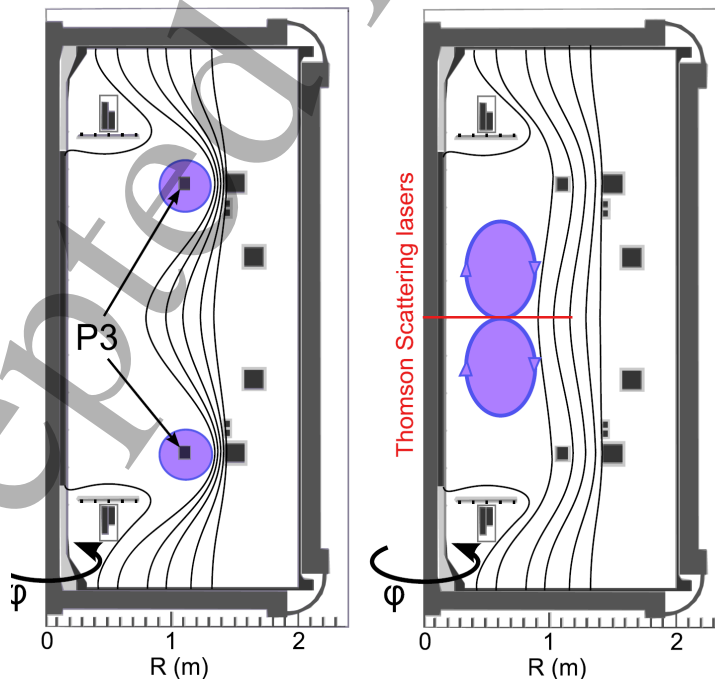


Figure 1: Cartoon of merging-compression formation in MAST, with flux ropes shown in purple, forming around the P3 poloidal field coils (left panel) and on the point of merging (right panel). (Figure reproduced from [3]).

2.1 Neutral particle analyser measurements of fast ions

The MAST NPA measured fluxes of deuterium and hydrogen atoms resulting from charge exchange between plasma ions and neutrals, with 39 energy channels for each species [17]. As shown in figure 2, the NPA line-of-sight could be changed from pulse to pulse such that its minimum major radius R_{NPA} (i.e. the major radius at which the line-of-sight was tangential to the toroidal direction) ranged from about 1.33 m for views in the clockwise direction (as seen from above) to about 0.46 m for views in the anti-clockwise direction; in the latter case, we assign a negative value to R_{NPA} . In normal MAST operation the plasma current was anti-clockwise while the toroidal field was clockwise, and therefore fast ions moving in the co-current direction could be detected as neutrals by the NPA if R_{NPA} was positive and equal to the major radius of the ion when it was neutralised (the ion velocity being essentially unaffected by the charge exchange process).

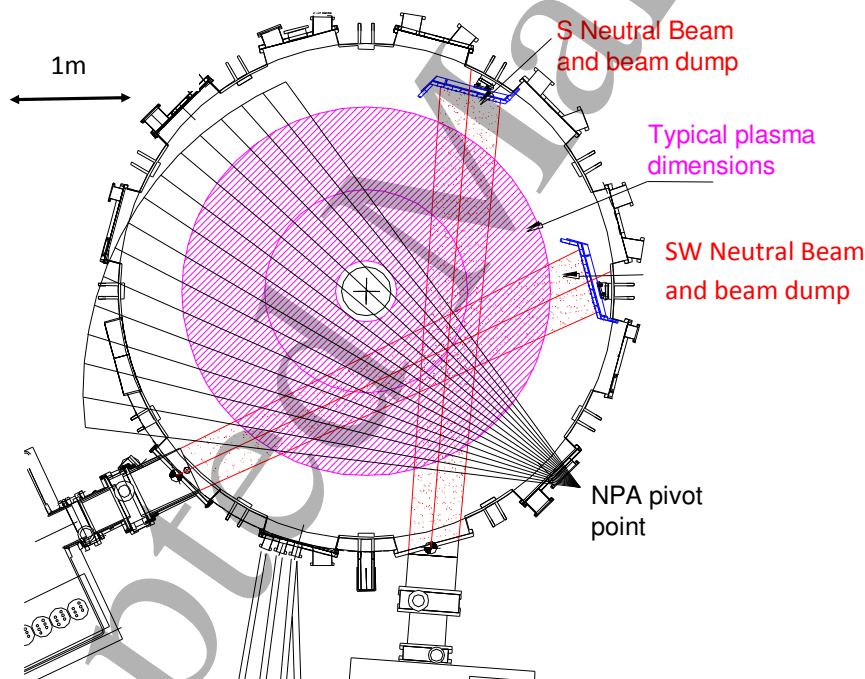


Figure 2: Layout of the MAST NPA system and neutral beams, as seen from above. The black lines indicate the possible NPA lines-of-sight: R_{NPA} is the shortest distance between one of these lines and the centre of the torus. The NPA had a single line-of-sight, and so only one of the chords shown in the figure could be used in any given pulse. Note that the neutral beams were not used during the merging-compression phase of MAST pulses.

As first reported in Ref [5], bursts of fast deuterons and protons were recorded across a wide range of energies by the NPA during the merging phase of MAST pulses, prior to the start of neutral beam injection. The dominant ion species in these plasmas was deuterium, but some hydrogen was also present, together with heavier impurity species.

Figure 3 shows particle energy spectra obtained in a pulse with R_{NPA} set to its default value of 0.7 m. These were obtained by integrating the NPA fluxes over a period from 3-9 ms into the pulse, covering the entire merging phase. The energy-dependence of the charge exchange cross-section was taken into account, and therefore the spectra provide a true measure of the ion energy distributions (rather than the distributions of charge-exchanged neutrals). Thus, a Maxwellian ion distribution would appear as a straight line in a log-linear plot of the type shown in figure 3. In common with the spectra shown in Ref [5], it can be seen that protons were recorded at somewhat greater maximum energies (~ 18 keV) than deuterons (~ 13 keV). Counts were recorded in higher energy channels of the NPA for both species, but at rates that were so low that they could not be distinguished clearly from expected noise levels for this diagnostic. There was also a deficit of protons in the lowest energy channel for this species, 5.2 keV. The apparent absence of protons at energies below 5.2 keV is an artefact arising from the low-energy cutoff for ions of this species in the NPA. The low-energy cutoff for the deuterium NPA channels, on the other hand, was about 2.6 keV in this pulse. The minimum energy in figure 3 coincides with low-energy deuterium cutoff, and so every point in the red curve provides a reliable measurement of the deuterium ion distribution at that energy.

It is important to note that the fall-off in the deuterium spectrum at energies above 4 keV cannot be attributed to the finite temperature of the bulk deuterium population. Thomson scattering measurements show that the electron temperature T_e at the end of the merging phase in this pulse peaked at less than 200 eV, and direct measurements of ion temperature during the merging phases of more recent MAST pulses have yielded similar values [1]. In contrast, the deuterium spectrum in the energy range from 4-13 keV in figure 3 corresponds to an equivalent temperature of about 2.9 keV, which is considerably higher than the peak bulk ion temperatures measured during the flat-top phase of MAST plasmas with strong neutral beam heating (see e.g. figure 4 in [18]). It is thus clear that both the deuterium and hydrogen spectra shown in figure 3 were produced predominantly by suprathermal ions. However, fitting a straight line to the two lowest energy deuterium points in this figure, we obtain a temperature of about 200 eV, which is a realistic value for the bulk ion population during this phase of a MAST pulse.

In the case of the spectra shown in figure 3 R_{NPA} was comparable to major radii at which strong, localised electron heating was observed during merging [1], and it is reasonable to identify these locations with current sheets formed by the merging plasma rings, since strong Ohmic heating of the electrons is expected to occur there [3]. The magnetic field in MAST, as in all tokamaks, was predominantly toroidal. Thus, if we make the reasonable assumption that the fast ions recorded by the NPA during merging reconnection originated from the current sheet region, where large parallel electric fields would be expected to occur, it follows that R_{NPA} can be regarded as a proxy for the fast ion pitch angle, with $R_{\text{NPA}} = 0.7$ m corresponding to pitch angles close to zero, $R_{\text{NPA}} = 0$ m to pitch angles close to 90° , and $R_{\text{NPA}} < 0$ to pitch angles greater than 90° . By comparing NPA measurements in similar shots with different R_{NPA} it is thus possible to obtain information on the fast ion pitch angle distributions. Figure 4 shows the temporal evolution of the NPA flux in one particular hydrogen channel (16 keV) for shots with $R_{\text{NPA}} = 0.7$ m (black curve, pulse 9153) and -0.46 m (red curve, pulse

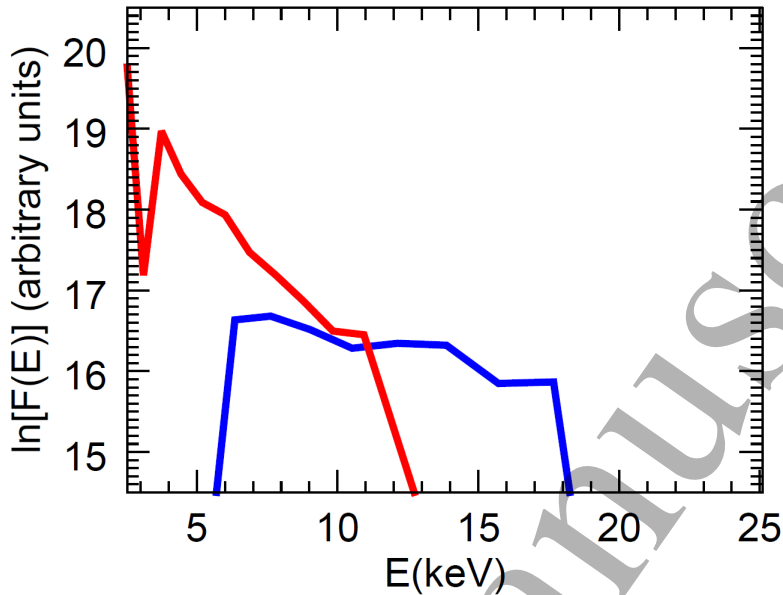


Figure 3: Deuterium (red) and hydrogen (blue) energy spectra recorded by the MAST NPA during the merging phase of pulse 9153.

9161). The peak flux is much higher in the former case than the latter, suggesting that the fast ion distribution is strongly aligned with the magnetic field. Particle fluxes in this channel similar to those of pulse 9161 were recorded in pulses with $R_{\text{NPA}} = 0$ m and 0.46 m, while no neutrals were detected during the merging phases of pulses with $R_{\text{NPA}} = 1.23$ m and 1.33 m. These null results clearly indicate that none of the fast ions were located at major radii lying far outboard of the merging point. Similar results were obtained for other hydrogen channels of the NPA, and for deuterium channels.

The effective temperatures of the bulk deuterons ($T_i = 200$ eV) and fast deuterons ($T_f = 2.9$ keV) inferred from figure 3 can be combined with the absolute neutral particle fluxes to yield a rough estimate of the accelerated ion fraction n_f/n_i . Neglecting the anisotropy of the fast ions, and assuming that they have energies restricted to the range $E_1 = 4$ keV to $E_2 = 13$ keV, it is straightforward to show that

$$\frac{n_f}{n_i} = \frac{2}{\sqrt{\pi}} \frac{F_f}{F_i} \left(\frac{T_f}{T_i} \right)^{3/2} [\Gamma(3/2, x_1) - \Gamma(3/2, x_2)], \quad (1)$$

where

$$\Gamma(3/2, x) = \int_x^\infty y^{1/2} e^{-y} dy, \quad (2)$$

is an incomplete gamma function, $x_1 = (E_1/T_f)^{1/2}$, $x_2 = (E_2/T_f)^{1/2}$, and F_i , F_f are the absolute values of the bulk and fast deuterium distributions extrapolated to zero energy. Evaluating the expression on the right hand side of equation (1) using the numerical values given above combined with estimates of F_i and F_f inferred from figure 3, we obtain $n_f/n_i \simeq 10^{-4}$, indicating that fast deuterons constituted only a small fraction of the total deuterium population in this pulse. We have only limited information on the anisotropy of the fast ion population (cf. figure 4), but this information suggests

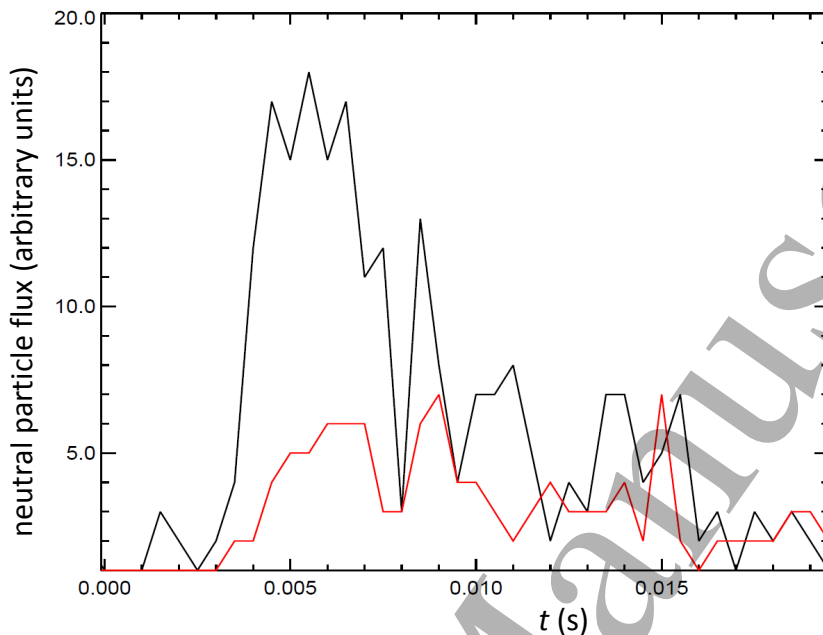


Figure 4: Neutral particle fluxes of 16 keV protons versus time in MAST pulses 9153 with $R_{\text{NPA}} = 0.7$ m (black) and 9161 with $R_{\text{NPA}} = -0.46$ m (red).

that equation (1) slightly overestimates the accelerated ion fraction in the case of the spectra shown in figure 2, since R_{NPA} in this pulse was close to the optimal value for detecting zero pitch angle fast ions in the vicinity of the merging point. A somewhat higher accelerated ion fraction, of the order of 1%, was found for a different MAST pulse in Ref [5]. It should be noted that all such estimates are very approximate, but it is clear in all of the pulses studies that the accelerated ion fraction was much smaller than unity.

2.2 Microwave bursts

In the most recent MAST campaigns a microwave diagnostic known as SAMI (Synthetic Aperture Microwave Imaging) [19] was used to detect emission in the electron cyclotron frequency range (10 – 35 GHz). SAMI detects emission in fifteen different frequency channels sequentially, with $8 \mu\text{s}$ of data acquisition per channel and a total sweep time over all channels of $150 \mu\text{s}$. Short-lived bursts of emission were detected using this instrument in many pulses during the merging phase, most frequently at about the same time in each pulse ($t \simeq 4 - 5$ ms) as fast ions were observed using the NPA in early MAST campaigns: an example is shown in figure 5. In this case the microwave intensity at the peak emission frequency, averaged over the $150 \mu\text{s}$ sweep time, was about 14 dB above the background (thermal) level, but instantaneous intensities of up to about 30 dB above the background were recorded in one of the SAMI channels. As shown in figure 5, the bursts are narrow-band, in this case peaking at a frequency of around 28 GHz. In this particular burst supra-thermal emission occurred in only three

channels and was recorded in only one frequency sweep, which means that the burst duration could have been as short as $27 \mu\text{s}$. Thomson scattering measurements in this pulse show that the electron temperature profile immediately after the merging phase peaked at a major radius R of about 0.5 m . At this location the toroidal magnetic field was about 0.82 T , so that the local electron cyclotron frequency ν_{ce} was about 23 GHz . The electron density at $R = 0.5 \text{ m}$ just before the burst was about $2.5 \times 10^{18} \text{ m}^{-3}$, corresponding to an upper hybrid frequency $\nu_{UH} \equiv (\nu_{ce}^2 + \nu_{pe}^2)^{1/2} \simeq 27 \text{ GHz}$ (ν_{pe} being the electron plasma frequency), which is close to the burst frequency.

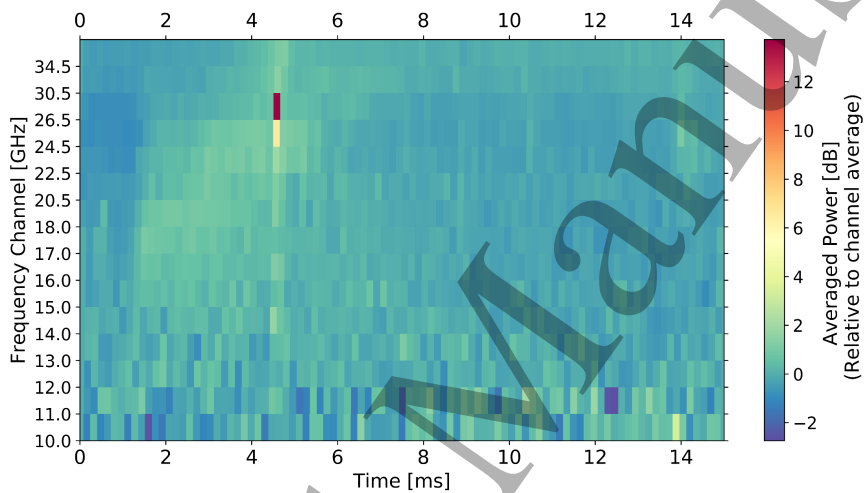


Figure 5: Dynamic spectrum of microwave emission recorded using SAMI during the first 15 ms of MAST pulse 28146.

A range of microwave burst frequencies is observed in different pulses. Figure 6 shows the frequency distribution of bursts with microwave intensity enhancements of at least 15 dB above the noise. The most common burst frequency is 24.5 GHz , but it can be seen that the distribution extends across almost the entire SAMI range ($10\text{--}34.5 \text{ GHz}$). These pulses all had similar toroidal field values, and hence similar values of ν_{ce} at a given major radius.

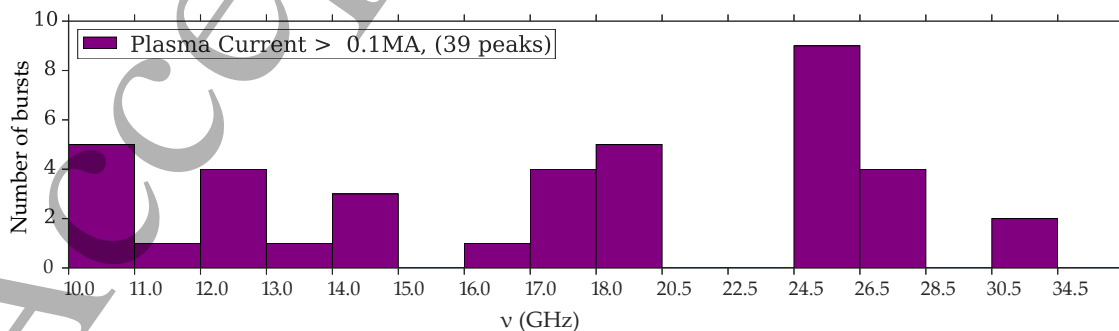


Figure 6: Frequency distribution of microwave bursts with intensity enhancements of at least 15 dB above the noise level. Note that the frequency scale is not exactly linear.

The high intensities and narrow bandwidths of these bursts strongly suggest the presence of suprathermal electrons in the plasma during the initial stages of the merging phase, but no clear evidence has yet been found for such electrons in either soft X-ray or Thomson scattering data. The soft X-ray cameras in MAST could detect photons with energies in the approximate range 1 – 30 keV, which means that electrons with energies above about 1 keV could in principle have been detected via bremsstrahlung, since for this process the energy of the emitted photon can be as high as that of the electron producing it. Enhancements in soft X-ray emission from about $t \simeq 8$ ms onwards have been detected during some pulses in channels with lines-of-sight passing close to the plasma centre, but it is clear that these occurred due to bulk electron heating rather than electron acceleration, since strong electron heating at the merging point was observed in Thomson scattering profiles. With this point in mind, we will consider a possible interpretation of the microwave bursts in section 4.

3 Modelling of ion acceleration

3.1 Electric and magnetic fields

It was not possible to measure directly the electric or reconnecting magnetic fields in MAST during merging plasma start-up. However, as noted in section 1, a series of fluid simulations of this process, employing both MHD and Hall-MHD models [3], have provided useful insights into the likely evolution of the fields. All of these simulations were toroidally symmetric. In the more realistic Hall-MHD simulations, it was found that parallel electric fields of up to about 10 kV m^{-1} , persisting for about $1 \mu\text{s}$, were produced at the point where the plasma rings merged. In some of these simulations, magnetic islands were observed to form in the vicinity of the merging point (see figure 7 of Ref [3]).

In order to model particle acceleration resulting from this reconnection process, it is convenient to construct an analytical representation of the poloidal flux ψ , defined here such that the poloidal magnetic field \mathbf{B}_θ is equal to $\nabla\psi \times \nabla\varphi$, φ being toroidal angle in right-handed (R, φ, Z) cylindrical coordinates. The key feature of reconnection which needs to be encapsulated here is the generation of an inductive electric field from the annihilation of magnetic flux in the region where the plasma rings merge. A simple way of doing this is to use a time-dependent flux of the form

$$\psi(R, Z, t) = \psi_0 e^{-t^2/\tau^2} \exp \left[-\frac{(R - R_0)^2}{\delta R^2} - \frac{Z^2}{\delta Z^2} \right], \quad (3)$$

where ψ_0 , τ , R_0 , δR and δZ are constants whose values fix the magnitude, duration and spatial localisation of the reconnection-induced electric field and the associated poloidal magnetic field. At any given time, ψ is thus assumed to have elliptical contours in the (R, Z) plane, which are suggested by the magnetic islands observed in the Hall-MHD simulations of Stanier and co-workers [3].

The electric field corresponding to the above expression for ψ is given by

$$E_\varphi = -\frac{1}{R} \frac{\partial \psi}{\partial t} = \frac{2t}{R\tau^2} \psi_0 e^{-t^2/\tau^2} \exp \left[-\frac{(R - R_0)^2}{\delta R^2} - \frac{Z^2}{\delta Z^2} \right]. \quad (4)$$

The time dependence in this expression provides an approximation to that of the toroidal electric field at the merging point found by Stanier and co-workers (see figure 8 in [3]). Our particle simulations start at $t = 0$, at which time $E_\varphi = 0$, and it is thus appropriate to initialise the deuterons or protons with a Maxwellian (i.e. unaccelerated) distribution.

The poloidal magnetic field has components

$$B_R = -\frac{1}{R} \frac{\partial \psi}{\partial Z} = \frac{2Z}{R\delta Z^2} \psi_0 e^{-t^2/\tau^2} \exp \left[-\frac{(R-R_0)^2}{\delta R^2} - \frac{Z^2}{\delta Z^2} \right], \quad (5)$$

and

$$B_Z = \frac{1}{R} \frac{\partial \psi}{\partial R} = -\frac{2(R-R_0)}{R\delta R^2} \psi_0 e^{-t^2/\tau^2} \exp \left[-\frac{(R-R_0)^2}{\delta R^2} - \frac{Z^2}{\delta Z^2} \right]. \quad (6)$$

We also need to take into account the toroidal field, which is modelled using the vacuum expression $B_\varphi = B_0 R_0 / R$ (where B_0 is a constant), and is assumed to be unaffected by the reconnection process.

It should be noted that the global poloidal field in the final, relaxed state of the plasma is not represented in this model. The fast ion orbits will of course be affected by this poloidal field, but it is not relevant to the acceleration process, which is the focus of our attention here. Once an ion has stopped accelerating, either because E_φ has dropped to a negligible level or because the ion has moved outside the acceleration region (due to grad- B , curvature or $\mathbf{E} \times \mathbf{B}$ drifts), we no longer need to track its orbit accurately. The characteristic timescale of particle motion in the global poloidal field is the trapped particle bounce time τ_b , which in the large aspect ratio limit is given by the expression [20]

$$\tau_b = \frac{2\pi q R}{v_\perp} \left(\frac{2R}{r} \right)^{1/2}, \quad (7)$$

where $q \sim 1$ is the number of toroidal circuits made by a field line in one poloidal circuit, v_\perp is particle speed perpendicular to \mathbf{B} , and r is minor radial distance of the particle from the magnetic axis. Taking v_\perp to be the full particle speed and setting $q = 1$, $R = 0.8$ m, $r = 0.3$ m (a mid-radius value for MAST), (7) yields a bounce time of about $12 \mu\text{s}$ for 10 keV deuterons and about $7 \mu\text{s}$ for 15 keV protons (cf. maximum energies in figure 3). The acceleration timescale ($\sim 1 \mu\text{s}$) is significantly shorter than these bounce times, indicating that it is sufficient for our purposes to consider the fields associated with the reconnection process together with the toroidal magnetic field. It should be noted that in any case the acceleration region lies close to the final location of the plasma magnetic axis, where, by definition, the poloidal field vanishes.

3.2 Test-particle simulations

The acceleration of test deuterons and protons was modelled using a full orbit-following code CUEBIT [21] for $20 \mu\text{s}$ from $t = 0$ (when $E_\varphi = 0$) in the fields described above, with $\tau = 1.5 \mu\text{s}$ and three different pairs of values of δR and δZ : (a) 0.1 m and 0.02 m; (b) 0.05 m and 0.01 m; (c) 0.025 m and 0.005 m. The implicit integration scheme used in CUEBIT guaranteed that energy changes could only occur through the action of E_φ

rather than numerical effects. The parameter ψ_0 was chosen such that the maximum value of E_φ was 13 kVm^{-1} , slightly higher than the maximum electric field observed in the simulations of Stanier and co-workers [3]. The chosen values of δR and δZ are broadly consistent with the dimensions of the current sheets observed in these simulations and of the regions of strong electron heating measured experimentally by Tanabe and co-workers [1]. However it is appropriate to consider a range of values of these length scales since the detailed structure of the current sheet in the fluid simulations (although not the maximum electric field) was found to depend on the assumed value of a hyper-resistivity used in the generalized Ohm's law (see figure 7 in Ref [3]). In each simulation the orbits of 200,000 particles were tracked, and subsequently binned in energy to generate plots that could be compared directly with NPA energy spectra such as those shown in figure 3. We neglect collisional effects, for reasons that are discussed in the appendix. In all cases the deuterons or protons were initialised with an isotropic Maxwellian velocity distribution at a temperature of 10 eV, which is a typical figure for plasmas in MAST prior to merging [1]. In all cases the particles were launched with a uniform spatial distribution within a rectangle in the poloidal (R, Z) plane with radial extent equal to 1.0 m, vertical extent equal to 0.1 m, and centred on the merging point, which was assumed to lie at $R = 0.8 \text{ m}$, $Z = 0.0 \text{ m}$. Since the fields are all taken to be axisymmetric, the orbits are not affected by the choice of initial toroidal angle. In the version of CUEBIT used in this study, time-dependent fields are evaluated in space at the midpoint between the old and new particle positions, and at the new time. We tested this scheme for convergence by halving the timestep used in one of the simulations discussed below, from a twentieth to a fortieth of an ion cyclotron period, and found that this made a negligible difference to the results: the distribution function values differed by no more than about one part in 10^3 across the full range of particle energies.

Figure 7 shows the deuterium and hydrogen spectra obtained using the parameters listed above. In all three cases it can be seen that protons are accelerated to higher maximum energies than deuterons, consistent with the experimentally-measured spectra shown in figure 3. However only in cases (a) and (b) are the maximum energies close to the measured values; in case (c), with the smallest current sheet, the maximum energies are clearly lower than the measured values. In the other two cases there is no difference in the maximum simulated particle energies, but case (b) seems to capture more of the features of the NPA deuterium data in that the spectrum for this species is less flat at low energy than in case (a), although it is still flatter than the measured spectrum. It is interesting to note that there is a break in the deuterium spectrum at about 10 keV in both the measurements and the synthetic spectra for cases (a) and (b). We conclude that the current sheet parameters that reproduce most accurately the measured spectra are $\delta R = 0.05 \text{ m}$, $\delta Z = 0.01 \text{ m}$.

Examination of individual particle orbits suggests that ions are accelerated to lower maximum energies in the case of the smallest assumed current sheet ($\delta R = 0.025 \text{ m}$, $\delta Z = 0.005 \text{ m}$) mainly because the magnetic field in the region of high E_φ is then mainly poloidal (since B_R and B_Z scale inversely with δZ^2 and δR^2 , respectively). This means that the parallel component of the electric field is significantly smaller than E_φ , and hence less effective at accelerating particles to high energies.

We can also infer fast ion pitch angle distributions from the CUEBIT simulations. Figure 8 shows the computed energy distributions of deuterons with v_φ/v in the range 0.97-1.00 (green curve) and in the range 0.94-0.97 (blue curve) at the end of the simulation with $\delta R = 0.1$ m, $\delta Z = 0.02$ m. In the energy range used here (chosen to provide an exact comparison to the NPA data), a negligible number of ions had $v_\varphi/v < 0.94$. For case (b) in figure 7, a negligible number of deuterons with energies within the NPA range had $v_\varphi/v < 0.97$. For case (c), the fast deuterium distribution was found to be somewhat more isotropic than in the other two simulations, but, as discussed above, this scenario does not account for the highest particle energies detected using the NPA. In all three simulations, the accelerated deuterons were found to have pitch distributions that were strongly peaked in the toroidal direction, particularly at high energy. By this stage of the simulations the poloidal field associated with the reconnection process had decayed to a negligible level, and so the toroidal direction coincided with the direction of \mathbf{B} . Since the particles were initially isotropic in all cases, the anisotropy evident in figure 8 is solely a consequence of the acceleration process rather than the choice of initial conditions. As shown in section 2, the NPA measurements in shots with different R_{NPA} imply strong field-aligned anisotropy in the fast ions during merging, and the CUEBIT simulations are qualitatively consistent with the experimental data in this respect. Figure 4 suggests that the true fast ion anisotropy is less extreme than that indicated by the simulations; this could be due in part to the neglect of the global poloidal field in the simulations.

The acceleration of protons to energies higher than those of deuterons, as shown in figures 3 and 7, can be understood quantitatively as follows. Neglecting the mirror force arising from spatial variations in \mathbf{B} , the parallel equation of motion of a singly-charged ion of mass m_i is

$$m_i \frac{dv_{\parallel}}{dt} = eE_{\parallel}(t), \quad (8)$$

where e is the proton charge and $E_{\parallel}(t)$ is the parallel component of \mathbf{E} on the ion orbit. When E_{\parallel} is given by (4) and particle motion in the (R, Z) plane is neglected (so that R and Z are not functions of time along the trajectory), it is straightforward to integrate (8). For the case of an ion initially at rest and undergoing the maximum acceleration, at $R = R_0$, $Z = 0$, we obtain

$$v_{\parallel}(t \rightarrow \infty) = \frac{e\psi_0}{m_i R_0}, \quad (9)$$

and hence, neglecting any perpendicular motion (cf. figure 8), a final kinetic energy of

$$\mathcal{E} = \frac{e^2 \psi_0^2}{2m_i R_0^2}. \quad (10)$$

This expression is inversely proportional to mass, indicating the acceleration of protons to twice the energy of deuterons. In the simulations the maximum proton energies are slightly less than twice the maximum deuteron energies, but the absolute values of these maximum energies are close to those given by (10), which are 24.8 keV for protons and 12.4 keV for deuterons. The assumptions used to derive (10) thus appear to be justified for the highest energy ions, and this expression is consistent with both the simulations and the NPA measurements.

4 Modelling of microwave emission

Microwave bursts similar to those described in section 2 were detected during the early stages of edge localised modes (ELMs) in MAST, and attributed to the anomalous Doppler instability (ADI), driven by strongly field-aligned energetic electron distributions resulting from parallel electric fields [22]. However, unlike the bursts observed during merging start-up, those correlated with ELMs were often accompanied by strong enhancements (up to a factor of two or more) in soft X-ray emission, providing clear evidence of energetic electrons with energies exceeding the soft X-ray threshold of about 1 keV. However the non-detection of soft X-ray emission enhancements during the early stages of merging does not necessarily preclude the presence of suprathermal electrons at that time, for two reasons. First, the pre-merging electron temperature was about 10 eV, i.e. about two orders of magnitude below the soft X-ray threshold, and therefore a suprathermal electron population with energies in the range 10 eV - 1 keV could not have been detected using the soft X-ray diagnostic. Second, the bulk density in the plasma core region was generally about an order of magnitude lower during the merging phase than in the flat-top phase, and the emissivity of nonthermal bremsstrahlung is proportional to the densities of both the nonthermal electrons and the bulk ions which are decelerating them. Typically the soft X-ray signals recorded prior to the merging phase are very noisy, and it is possible that the bremsstrahlung signature of a dilute suprathermal electron population could remain within the noise, even if some of these electrons have energies in excess of the X-ray energy threshold.

With these considerations in mind, we have used a one-dimensional particle-in-cell (PIC) code EPOCH [23] to model an equilibrium plasma containing bulk electrons and ions with temperature 10 eV, density $2.5 \times 10^{18} \text{ m}^{-3}$ and a dilute (1% concentration) magnetic field-aligned electron beam with a flat velocity distribution extending to a maximum energy of 1.6 keV (our reasons for choosing this particular value are explained below). The magnetic field was set equal to 0.82 T, corresponding to the toroidal field at the major radius of peak electron heating during the merging phase of MAST pulse 28146 (cf. figure 5). The field was tilted at an angle α of 65° with respect to the single space direction to accommodate waves with $k_{\parallel}, k_{\perp} \neq 0$.

Figure 9 is a logarithmic plot of the longitudinal (i.e. parallel to the wave vector) electric field amplitude in wave number/frequency space, obtained by Fourier analysing the simulation results corresponding to a period between 832 and 999 electron cyclotron periods after $t = 0$. Wavenumber k is normalised to ω_{pe}/v_e where $\omega = 2\pi\nu_{pe}$ is the angular electron plasma frequency and $v_e = (2T_e/m_e)^{1/2}$ is the electron thermal speed at the start of the simulation (m_e is electron mass). The dominant feature in this dispersion plot is a strong mode at about 5 GHz, below the SAMI frequency range; a somewhat weaker mode appears at a frequency of about 26 GHz, close to the peak microwave burst frequency (~ 26.5 GHz) in MAST pulse 28146 (see figure 5). While figure 9 shows the electrostatic component of the fluctuations, lower amplitude excitation is also visible in the electric field component perpendicular to both the wave vector and the magnetic field, indicating that the fluctuations have an electromagnetic component. This is important in terms of diagnostic interpretation, since, in order to be detected by SAMI, a plasma wave mode must either have an electromagnetic

component or acquire one through a mode conversion process.

It is instructive to compare the results shown in figure 9 with the following expression for the frequencies of electrostatic modes in a cold magnetised plasma [24]:

$$\nu_{1,2}^2 = \frac{1}{2}\nu_{UH}^2 \pm \frac{1}{2} \left[\nu_{UH}^4 - 4\nu_{ce}^2\nu_{pe}^2 \cos^2 \alpha \right]^{1/2}. \quad (11)$$

Evaluating these frequencies using the equilibrium density and magnetic field of the EPOCH simulation, we obtain $\nu_1 \simeq 5$ GHz, $\nu_2 \simeq 26$ GHz, which match closely the frequencies of the two modes apparent in figure 9. The higher of these two frequencies is very close to the upper hybrid frequency ν_{UH} . As in the case of the PIC simulations reported in Ref [22], it appears that these normal modes are being excited due to the anisotropy in the fast electron tail via the anomalous Doppler resonance condition

$$\omega - k_{\parallel}v_{\parallel} - \ell\Omega_e = 0, \quad (12)$$

where $\ell = -1$, ω is the angular wave frequency, $\Omega_e = 2\pi\nu_{ce}$ and k_{\parallel} , v_{\parallel} denote wavenumber and electron velocity components parallel to \mathbf{B} . At resonance we thus have

$$\frac{\omega}{k_{\parallel}} = \frac{\omega}{\omega + \Omega_e}v_{\parallel}. \quad (13)$$

To avoid strong Landau damping on the bulk electron population, ω/k_{\parallel} needs to be at least several times the electron thermal speed. This constraint, combined with (13), means that there is a minimum suprathermal tail velocity for the anomalous Doppler instability to be excited, which determined the choice of maximum electron tail energy (1.6 keV) in the simulation. This maximum energy is comparable to the low energy threshold of the soft X-ray detectors in MAST (~ 1 keV), and, as we noted in section 2, the relatively low densities of MAST plasmas during the early merging phase means that the presence of suprathermal electrons with energies above this threshold cannot in any case be ruled out. On this basis we conclude that the the anomalous Doppler instability, excited by anisotropic suprathermal electrons, provides a possible explanation of the microwave burst shown in figure 5.

As shown in figure 6, the highest intensity microwave bursts during merging in MAST ranged in frequency from 10 GHz to 30.5 GHz (although in individual bursts the emission was generally narrow-band, as shown in figure 5). It is not certain that the anomalous Doppler instability can account for the full range of measured burst frequencies, although it should be noted that there was some variation in the major radius (which determined ν_{ce}) at which peak electron heating occurred during merging, and the electron density at this location (which determined ν_{pe}) also had a range of values. Moreover the frequencies excited by the anomalous Doppler instability also depend on the propagation angle α of the wave with respect to \mathbf{B} , and it is not possible to determine values of this parameter from the available data. While it is unclear whether all of the microwave bursts detected during merging in MAST can be attributed specifically to the anomalous Doppler instability, the high intensities, short durations and narrow bandwidths of these bursts suggest strongly they were all caused by the presence of suprathermal electrons.

5 Conclusions and discussion

We have demonstrated that MAST neutral particle analyser (NPA) and microwave data provide strong evidence of, respectively, ion and electron acceleration due to magnetic reconnection associated with merging plasma start-up. Ion energy spectra from pulses with different NPA lines-of-sight suggest that the fast ions are strongly aligned with the magnetic field. Modelling of ion acceleration, using axisymmetric fields obtained from an assumed time-varying poloidal flux based on Hall-MHD simulations of the reconnection process, has yielded results that reproduce some of the features of the NPA data, for example the inferred strong field alignment of the fast ion distributions and the result that protons are accelerated to higher energies than deuterons. A particle-in-cell (PIC) simulation of a plasma with a magnetic field-aligned suprathermal electron population, and bulk parameters approximating those of the merging phase in a particular MAST pulse, shows the excitation of waves via the anomalous Doppler instability (ADI) at a frequency close to that of a high intensity microwave burst detected during this pulse. The ADI thus provides a credible explanation of this particular burst, although the absence of simultaneous enhancements in soft X-ray emission suggests that few of the fast electrons were accelerated to energies higher than about 1 keV.

In reality plasma merging in MAST is likely to have been to some extent a three-dimensional process, and so the ion modelling presented in section 3 could in principle be made more realistic by adding φ -dependent terms to the reconnecting flux, ψ . However $E_\varphi = -(1/R)\partial\psi/\partial t$ would then also depend on φ , and it would thus be necessary to include additional components in the electric field to ensure that it remained divergence free, as required by quasineutrality. It would not therefore be straightforward to extend the model in this way. Nevertheless three-dimensional effects may need to be considered since, in the framework of the two-dimensional model and the very large electric fields occurring in the Hall-MHD simulations reported in Ref [3], it is difficult to account for the fact that there is no evidence for electron runaway acceleration during merging. The collision time of a bulk electron prior to merging is much shorter than that of a bulk ion (for the parameters used in the PIC simulation it is about $0.2 \mu\text{s}$), but collisions would not prevent runaway acceleration from occurring when super-Dreicer electric fields are present, as suggested by the fluid simulations. Indeed the fact that bulk electrons are collisional on timescales shorter than that of the rise and decay of the electric field suggests that they are more likely than ions to undergo cross-field transport into the current sheet, thereby providing an additional source of electrons for acceleration.

It is possible that electrons are transported away from the acceleration region too rapidly to undergo runaway acceleration due to three-dimensional field perturbations. It is well-established that stochastic magnetic fields produce a cross-field particle diffusivity D_{RR} given by [25]

$$D_{\text{RR}} \sim v_{\parallel} L_B \left(\frac{\delta B}{B} \right)^2, \quad (14)$$

where L_B is the parallel length scale of the magnetic field and δB is the typical fluctuation in the field. If we assume that vertical transport due to this effect is as likely to occur as radial transport, the confinement time τ_c of particles in the acceleration

region is then determined principally by δZ , since we have taken this to be smaller than δR :

$$\tau_c = \frac{\delta Z^2}{D_{RR}} = \frac{\delta Z^2}{v_{\parallel} L_B} \left(\frac{B}{\delta B} \right)^2. \quad (15)$$

A particle of mass m will not undergo significant further acceleration if $\tau_{\text{acc}} \equiv mv_{\parallel}/eE_{\parallel} > \tau_c$. Using (15), we deduce that this inequality leads to the following expression for the magnetic field fluctuation level required to quench the acceleration process:

$$\frac{\delta B}{B} > \left(\frac{\delta B}{B} \right)_{\text{crit}} \equiv \left(\frac{\delta Z^2 e E_{\parallel}}{2\mathcal{E} L_B} \right)^{1/2}, \quad (16)$$

where $\mathcal{E} = mv_{\parallel}^2/2$ is again the particle's parallel kinetic energy. For a given fluctuation level, (16) implies the same maximum energy for particles of different mass. The ions recorded in figure 3 had energies of up to about 20 keV. With $L_B \sim 2\pi R$, $E_{\parallel} = 10 \text{ kVm}^{-1}$ and $\delta Z = 0.01 \text{ m}$, it follows from (16) that particles with this energy would typically be ejected from the reconnecting current sheet before undergoing significant further acceleration if $\delta B/B \sim 2 \times 10^{-3}$ (note however that the ion energies in our particle simulations were not limited by three-dimensional perturbations, since a two-dimensional model was used in these simulations). It is reasonable to suppose that field fluctuations of this magnitude could occur during the merging process, given that it resulted in a sudden transformation of the magnetic field topology of the plasma and a very rapid increase in its thermal energy [1]. In such a scenario electrons would be expected to have about the same maximum energy as ions, i.e. $\sim 20 \text{ keV}$. As noted previously, there is no evidence from soft X-ray data for the presence during the early merging phase of suprathermal electrons with energies higher than about 1 keV, although this could be due to the nonthermal bremsstrahlung emissivity being below the detection threshold, given the low densities of MAST plasmas during this phase. In any event three-dimensional field perturbations provide a possible explanation of the fact that runaway electron acceleration did not occur during merging in MAST, despite the presence of electric fields capable of accelerating ions to energies in the tens of keV range.

Fast ion and electron production during merging start-up in MAST does not appear to have had any adverse consequences for plasma performance during the flat-top phase. The significance of the results presented in this paper lies chiefly in the insights they provide into the basic plasma physics of reconnection-induced particle acceleration. In solar flares, fast electrons with energies in the tens and hundreds of keV range can be detected much more readily (via hard X-ray and microwave emission) than fast ions with energies in the same range [7, 8]. During merging-compression in MAST, the situation is reversed, insofar as substantial fluxes of suprathermal ions have been detected directly via charge-exchange with neutrals whereas we have only indirect evidence (in the form of microwave bursts) for the presence of suprathermal electrons. The results from MAST thus suggest that parallel electric fields arising from magnetic reconnection can be at least as effective in producing fast ions as fast electrons, and, given the similarity noted previously between plasma conditions during merging in MAST and those in the flaring solar corona, it is reasonable to conjecture that this may also be the case in solar flares.

Acknowledgments

The authors are grateful to Luca Garzotti (CCFE) and Hiroshi Tanabe (University of Tokyo) for helpful discussions on soft X-ray measurements and the interpretation thereof during merging in MAST. This work has received funding from the RCUK Energy Programme [grant number EP/P012450/1]. SCC acknowledges a Fulbright-Lloyds of London Scholarship and AFOSR grant no FA9550-17-1-0054. To obtain further information on the data and models underlying this paper please contact PublicationsManager@ccfe.ac.uk.

Appendix. Ion collisions

For the purposes of computing ion orbits in the fields described in section 3 we neglect collisions. For a bulk ion of mass m_i and charge Ze colliding with ions of the same species with temperature T_i and density n_i , the collision rate is given by [2]

$$\nu_{ii} = \frac{2^{1/2} n_i Z^4 e^4 \ln \Lambda}{12\pi^{3/2} m_i^{1/2} T_i^{3/2} \epsilon_0^2}, \quad (\text{A.1})$$

where $\ln \Lambda$ is the appropriate Coulomb logarithm and ϵ_0 is the permittivity of free space. Thomson scattering measurements at the start of the merging process in MAST pulse 9153 indicate values of electron density and temperature of around $n_e \simeq 10^{19} \text{ m}^{-3}$ and $T_e \simeq 30 \text{ eV}$ in the vicinity of the merging point. If we make the reasonable assumptions that $n_i \simeq n_e$ and $T_i \simeq T_e$ in the highly collisional pre-merging plasma, we infer from (A.1) an ion-ion collision time of about $26 \mu\text{s}$. Since this is much longer than the duration ($\sim 1 \mu\text{s}$) of large reconnection-induced parallel electric fields in the simulations of Stanier and co-workers [3], we are justified in neglecting ion-ion collisions in our particle simulations.

We also need to consider the possibility that collisions of test ions with bulk electrons could affect the acceleration process, since, in the usual case in which the ions are moving slower than the electrons, the ion-electron collision rate ν_{ie} is a constant, and therefore the corresponding drag force increases with the test ion speed, potentially setting a limit to the energy gain. This can be seen from the equation of motion

$$m_i \frac{dv_{\parallel i}}{dt} = ZeE_{\parallel} - m_i \nu_{ie} v_{\parallel i}, \quad (\text{A.2})$$

where $v_{\parallel i}$, E_{\parallel} denote the components of the test ion velocity and electric field parallel to \mathbf{B} . Acceleration will evidently cease if $v_{\parallel i}$ reaches a value $v_{\text{max}} = ZeE_{\parallel}/m_i \nu_{ie}$. For $v_{\parallel i}$ less than the electron thermal speed v_e , we have [2]

$$\nu_{ie} = \frac{2^{1/2} n_i Z^2 e^4 m_e^{1/2} \ln \Lambda}{12\pi^{3/2} m_i T_e^{3/2} \epsilon_0^2}, \quad (\text{A.3})$$

This expression for ν_{ie} , evaluated with the same bulk plasma parameters as before ($n_i = 10^{19} \text{ m}^{-3}$, $T_e = 30 \text{ eV}$), together with $E_{\parallel} = 10 \text{ kV m}^{-1}$, implies a value of v_{max}

1
2
3
4
5
6
7 which is much higher than v_e , indicating that (A.3) is not in fact applicable, and
8 therefore that the ion-electron collisional drag force does not in this case limit the
9 energy gain. In any case 10 kVm^{-1} is much higher than the Dreicer field for typical
10 densities and temperatures in MAST prior to plasma merging. It may be concluded that
11 the ion acceleration process can be modelled without needing to take into account
12 either ion-ion or ion-electron collisions.
13
14

15 16 17 18 19 20 21 22 23 24 25 26 27 28 29 30 31 32 33 34 35 36 37 38 39 40 41 42 43 44 45 46 47 48 49 50 51 52 53 54 55 56 57 58 59 60

- [1] Tanabe H *et al* 2015 *Phys. Rev. Lett.* **115** 215004
- [2] Helander P and Sigmar D J 2002 *Collisional Transport in Magnetized Plasmas* (Cambridge: Cambridge University Press)
- [3] Stanier A, Browning P, Gordovskyy M, McClements K G, Gryaznevich M P and Lukin V S 2013 *Phys. Plasmas* **20** 122302
- [4] Helander P, Eriksson L-G, Akers R J, Byrom C, Gimblett C G and Tournianski M R 2002 *Phys. Rev. Lett.* **89** 235002
- [5] McClements K G and Turnyanskiy M R 2017 *Plasma Phys. Control. Fusion* **59** 014012
- [6] Browning P K, Stanier A, Ashworth G, McClements K G and Lukin V S 2014 *Plasma Phys. Control. Fusion* **56** 064009
- [7] Forrest D J and Chupp E L 1983 *Nature* **305** 291
- [8] Emslie A G, Miller J A and Brown J C 2004 *Astrophys. J.* **602** L69
- [9] Fletcher L *et al* 2011 *Space Sci. Rev.* **159** 19
- [10] Gekelman W and Stenzel R L 1985 *Phys. Rev. Lett.* **54** 2414
- [11] Ono Y, Yamada M, Akao T, Tajima T and Matsumoto R 1996 *Phys. Rev. Lett.* **76** 3328
- [12] Brown M R, Cothran C D, Landreman M, Sclossberg D and Matthaeus W H 2002 *Astrophys. J.* **577** L63
- [13] Ono Y *et al* 2012 *Plasma Phys. Control. Fusion* **54** 124039
- [14] Tanabe H *et al* 2016 *Plasma and Fusion Research* **11** 1302093
- [15] Tanabe H *et al* 2017 *Nucl. Fusion* **57** 056037
- [16] Tanabe H *et al* 2017 *Phys. Plasmas* **24** 056108
- [17] Tournianski M R, Carolan P G and Akers R J 2004 *Rev. Sci. Instrum.* **75** 2854

- 1
2
3
4
5
6
7 [18] Turnyanskiy M R, Keeling D L, Akers R J, Cunningham J G, Conway N J, Meyer
8 H, Michael C A and Pinches S D 2009 *Nucl. Fusion* **49** 065002
9
10 [19] Shevchenko V F, Vann R G L, Freethy S J and Huang B K 2012 *J. Instrumentation*
11 **7** P10016
12
13 [20] Wesson J A 2004 *Tokamaks* 3rd edn (Oxford: Clarendon) p129
14
15 [21] Hamilton B, McClements K G, Fletcher L and Thyagaraja A 2003 *Sol. Phys.* **214**
16 339
17
18 [22] Freethy S J, McClements K G, Chapman S C, Dendy R O, Lai W N, Pamela S J
19 P, Shevchenko V F and Vann R G L 2015 *Phys. Rev. Lett.* **114** 125004
20
21 [23] Lai W N, Chapman S C and Dendy R O 2015 *Phys. Plasmas* **22** 112119
22
23 [24] Mikhailovskii A B 1974 *Theory of Plasma Instabilities, Vol 1: Instabilities of a*
24 *Homogeneous Plasma* (New York: Consultants Bureau)
25
26 [25] Rechester A B and Rosenbluth M N 1978 *Phys. Rev. Lett.* **40** 38
27
28
29
30
31
32
33
34
35
36
37
38
39
40
41
42
43
44
45
46
47
48
49
50
51
52
53
54
55
56
57
58
59
60

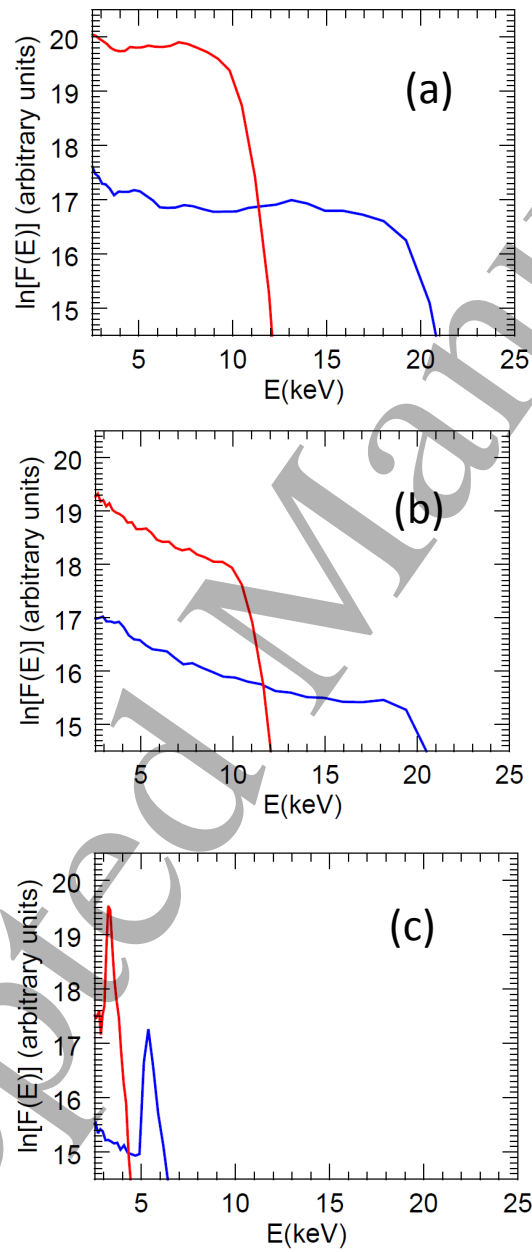


Figure 7: Deuterium (red) and hydrogen (blue) energy spectra obtained using CUEBIT with (a) $\delta R = 0.1$ m, $\delta Z = 0.02$ m, (b) $\delta R = 0.05$ m, $\delta Z = 0.01$ m and (c) $\delta R = 0.025$ m, $\delta Z = 0.005$ m.

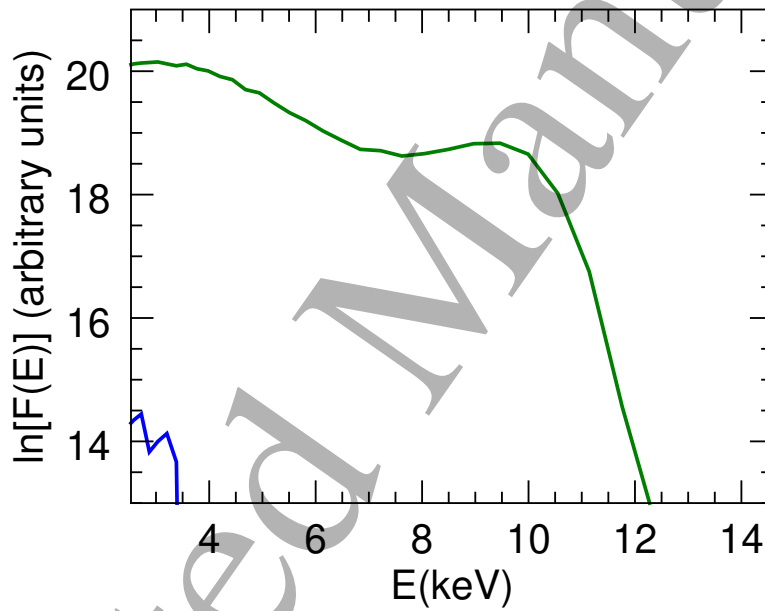


Figure 8: Energy distributions of deuterons with pitch v_ϕ/v in the range 0.97-1.0 (green curve) and 0.94-0.97 (blue curve) in CUEBIT simulation with $\delta R = 0.1$ m, $\delta Z = 0.02$ m. The particles initially had an isotropic velocity distribution.

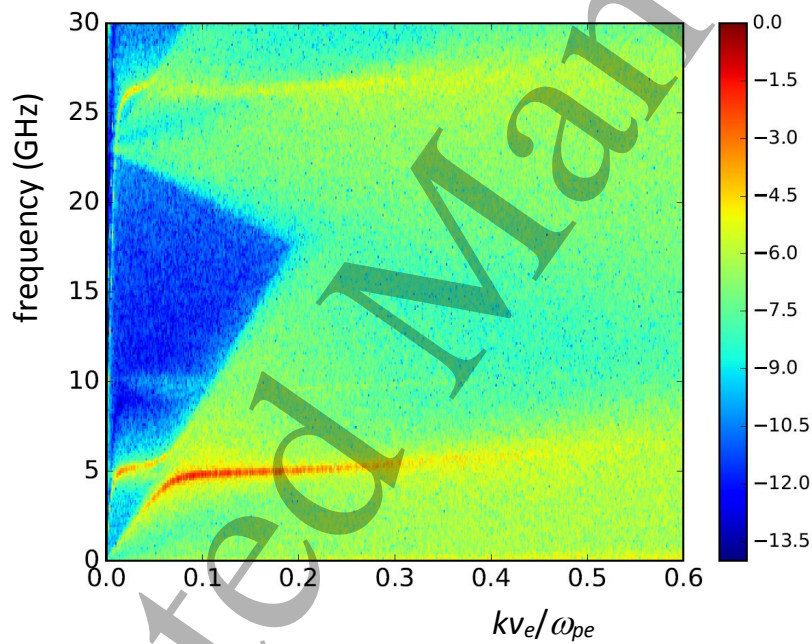


Figure 9: Logarithmic plot of electrostatic field amplitude (in arbitrary units) versus dimensionless wave number kv_e/ω_{pe} and frequency in EPOCH simulation with bulk plasma parameters characteristic of merging plasmas in MAST and a dilute suprathermal electron beam.