

Synthesis of 4*H*-Benzo[*e*][1,3]oxazin-4-ones by a Carbonylation–Cyclization Domino Reaction of *ortho*-Halophenols and Cyanamide

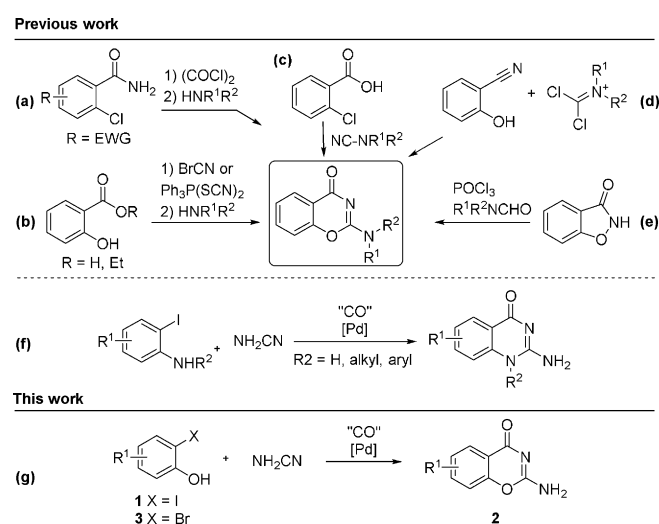
Linda Åkerbladh,^[b] Shiao Y. Chow,^[b] Luke R. Odell,^{*[b]} and Mats Larhed^{*[a]}

A mild and convenient one-step preparation of 4*H*-1,3-benzoxazin-4-ones by a domino carbonylation–cyclization process is developed. Readily available *ortho*-iodophenols are subjected to palladium-catalyzed carbonylative coupling with Mo(CO)₆ and cyanamide, followed by a spontaneous, intramolecular cyclization to afford 4*H*-1,3-benzoxazin-4-ones in moderate to excellent yields. Furthermore, the scope of the reaction is ex-

tended to include challenging *ortho*-bromophenols. Finally, to highlight the versatility of the developed method, Mo(CO)₆ is successfully replaced with a wide array of CO-releasing reagents, such as oxalyl chloride, phenyl formate, 9-methylfluorene-9-carbonyl chloride, and formic acid, making this an appealing strategy for the synthesis of 4*H*-benzo[*e*][1,3]oxazin-4-ones.

1. Introduction

Heterocycles are arguably one of the most important classes of organic compounds due to their wide range of biological activities,^[1] and there is a constant need for new synthetic methods for their preparation. Benzoxazines are of particular interest and have been reported to possess antimicrobial,^[2] anticancer,^[3,4] and antiplatelet^[5,6] activities. However, preparation of this valuable heterocycle is limited to a handful of synthetic routes which often require hazardous reagents, cumbersome preparation of starting materials and reagents or, alternatively, are restricted to electron-withdrawing substituents in the benzene ring (Scheme 1 a–e).^[7–12] Palladium-catalyzed carbonylation reactions such as aminocarbonylation and cross-coupling reactions have become essential tools for synthesizing heterocycles and immense effort has been invested in developing safer methods for handling the toxic carbon monoxide gas.^[13–15] Over the last decade, several non-gaseous CO sources have been reported both for in situ and ex situ use, for example, formates,^[16,17] formamides,^[18] aldehydes,^[19] formic acid^[20] and



Scheme 1. Synthetic procedures for the preparation of benzoxazinones, carbonylation–cyclization domino reactions used in the synthesis of 2-aminoquinazolinones, and the work presented herein.

metal carbonyls such as Mo(CO)₆.^[21–23] In addition, Pd-catalyzed decomposition of 9-methylfluorene-9-carbonyl chloride (COgen)^[24] and fluoride-mediated CO release from silacarboxylic acid^[25] enable the use of substoichiometric amounts of CO as well as the possibility to isotopically label the carbonyl carbon. Furthermore, base-mediated decomposition of oxalyl chloride^[26] and chloroform^[27,28] have been reported as effective CO-generating strategies for carbonylation chemistry. Notably, the latter facilitates the preparation of ¹³C- and ¹⁴C-labeled carbonyl derivatives.

We recently reported a novel Mo(CO)₆-mediated carbonylation–cyclization sequence to prepare 2-aminoquinazolin-4(3*H*)-ones and 2-aminoquinazolin-4(1*H*)-ones from *ortho*-iodoanilines and cyanamide (Scheme 1 f).^[29] As a continuation of our previous work, we sought to develop an analogous approach for *ortho*-halophenols (**1** or **3**) to give 2-amino-4*H*-

[a] Prof. M. Larhed
Department of Medicinal Chemistry
Science for Life Laboratory, Uppsala University
SE-751 23 Uppsala (Sweden)
E-mail: mats.larhed@orgfarm.uu.se

[b] L. Åkerbladh, Dr. S. Y. Chow, Dr. L. R. Odell
Department of Medicinal Chemistry
Division of Organic Pharmaceutical Chemistry, Uppsala University
SE-751 23 Uppsala (Sweden)
E-mail: luke.odell@orgfarm.uu.se

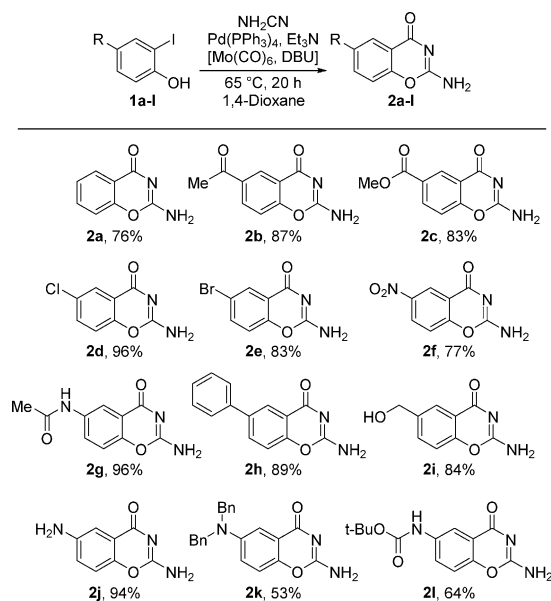
Supporting Information and the ORCID identification number(s) for the author(s) of this article can be found under:
<https://doi.org/10.1002/open.201700130>.

© 2017 The Authors. Published by Wiley-VCH Verlag GmbH & Co. KGaA. This is an open access article under the terms of the Creative Commons Attribution-NonCommercial-NoDerivs License, which permits use and distribution in any medium, provided the original work is properly cited, the use is non-commercial and no modifications or adaptations are made.

benzo[e][1,3]oxazin-4-ones (**2**, Scheme 1g). This approach offers a number of advantages including 1) the use of readily available starting materials, 2) facile synthesis under low CO pressures without the use of CO gas, and 3) access to the unsubstituted exocyclic amine.

2. Results and Discussion

Initially, 2-iodophenol (**1a**) and cyanamide were reacted in chamber A with Pd(PPh₃)₄ and triethylamine in 1,4-dioxane using a bridged two-chamber system,^[22] where CO was generated ex situ from Mo(CO)₆ in chamber B at 65 °C for 20 h. The reaction afforded full conversion of **1a** to 2-amino-4H-benzo[e][1,3]oxazin-4-one (**2a**). Notably, the product was conveniently isolated by precipitation, affording **2a** in 76% yield (Scheme 2).



Scheme 2. Synthesis of 2-amino-4H-benzo[e][1,3]oxazin-4-ones **2a-l** from *ortho*-iodophenols **1a-l** (isolated yields).

The structure of **2a** was confirmed by NMR spectroscopy and X-ray crystallography (see the Supporting Information). Furthermore, the phenol nucleophile afforded ring closure readily at 65 °C, whereas the aniline required higher temperatures for complete cyclization.

The method was then evaluated for a set of *ortho*-iodophenols to test the scope and limitations of the reaction (Scheme 2). Overall, the products were obtained in moderate to excellent yields and good chemoselectivity was observed under the mild reaction conditions. The reaction worked well for electron-deficient *ortho*-iodophenols and acetyl-substituted *ortho*-iodophenol provided the corresponding 6-acetyl-2-amino-4H-benzo[e][1,3]oxazin-4-one (**2b**) in 87% isolated yield. Methyl-ester-substituted *ortho*-iodophenol furnished the corresponding methyl 2-amino-4-oxo-4H-benzo[e][1,3]oxazine-6-carboxylate (**2c**) without cleavage of the ester functionality in 83% isolated yield. Chloro- and bromo-substituted *ortho*-iodophenols gave the corresponding 6-chloro- and 6-bromo-substituted

cyclic structures (**2d** and **2e**, respectively) in 96% and 83% yields, respectively. The bromide was intact and fully orthogonal to the iodide under the mild reaction conditions. The introduction of the strongly electron-withdrawing nitro functionality *para* to the nucleophilic phenol, resulted only in a slight reduction in yield (**2f**, 77%) compared to other electron-deficient substrates. This suggests that the phenoxide anion present under the reaction conditions is a sufficiently strong nucleophile to counteract the electron-withdrawing properties of substituents on the aryl ring. Mo(CO)₆ has been reported as a reducing agent of aryl nitro groups at elevated temperatures.^[30] However, given that Mo(CO)₆ is separated from the carbonylative reaction mixture and the mild conditions used in this procedure, nitro substituents can successfully be incorporated without reduction of the nitro group. 2-Amino-6-(hydroxymethyl)-4H-benzo[e][1,3]oxazin-4-one (**2i**) was successfully obtained in 84% isolated yield without side reactions taking place. Electron-rich amino-substituted *ortho*-iodophenol furnished 2,6-diamino-4H-benzo[e][1,3]oxazin-4-one (**2j**) and dibenzyl-protected 2,6-diamino-4H-benzo[e][1,3]oxazin-4-one (**2k**) in 94% and 53% isolated yields, respectively. In contrast, if 2-iodo-5-methoxyphenol was used, a complex reaction mixture was obtained from which the pure compound could not be isolated. We attribute this result to reduced susceptibility of the halide towards oxidative addition due to an electron-donating effect from the methoxy group. Finally, Boc-protected amino-substituted *ortho*-iodophenol furnished the desired *tert*-butyl (2-amino-4-oxo-4H-benzo[e][1,3]oxazin-6-yl)carbamate (**2l**) in 64% isolated yield without apparent cleavage of the carbamate functionality. Overall, both electron-deficient and electron-rich substrates performed well in the reaction. It is worth noting that the outcome of the reaction is not exclusively dependent on electronic properties but also on physical properties such as solubility; this was illustrated by the difference in yield of the electronically equivalent **2d** (96%) and **2e** (83%).

To further broaden the generality of the reaction we decided to develop a viable procedure for reacting *ortho*-bromophenols. There are few examples in the literature of carbonylative coupling reactions of *ortho*-bromophenols, and these reactions often require harsh conditions and suffer from low yields.^[31] There are, however, reports of palladium-catalyzed aminocarbonylations of electron-rich aryl bromides using monodentate and bidentate phosphine ligands, for example, di(1-adamantyl)-*n*-butylphosphine (cataCXium A),^[32] 1,1'-bis(diphenylphosphino)ferrocene (dppf),^[22] and bis[(2-diphenylphosphino)phenyl] ether (DPEphos).^[33] Initial optimization studies were performed using 2-bromophenol (**3a**) as a standard substrate. However, it was quickly discovered that the desired product **2a** reacted further with cyanamide resulting in the guanidine-substituted side product **4a** along with the desired benzoxazinone. We have recently shown by X-ray crystallography that the corresponding quinazolinone-guanidine side product is formed in the carbonylation reaction of *ortho*-iodoanilines with an excess of cyanamide.^[29] Compound **4a** was isolated and subsequently fully characterized; spectral data were in agreement with the proposed structure. We postulated that the

generation of the desired product is slow from the electron-rich unsubstituted 2-bromophenol and the resulting large excess of cyanamide present in the reaction mixture enables the formation of the guanidine side product. Therefore, 2-bromo-4-chlorophenol (**3b**), which is more activated towards oxidative addition, was used as the standard substrate in the optimization studies (Table 1). All ligands were found to acti-

Table 1. Optimization of synthesis of **2d** from 2-bromo-4-chlorophenol (**3b**).^[a]

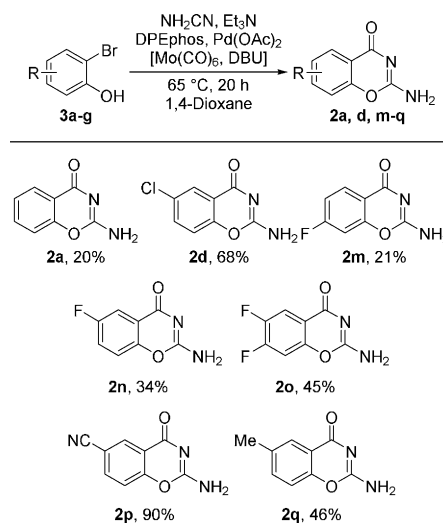
| Entry | Ligand | Additive | T [°C] | Yield 2d ^[b] [%] |
|-------|----------------------|----------|--------|------------------------------------|
| 1 | cataCXium A | – | 65 | trace |
| 2 | – ^[c] | – | 65 | trace |
| 3 | Xantphos | – | 65 | 10 |
| 4 | dcpp-BF ₄ | – | 65 | trace |
| 5 | DPEphos | – | 65 | 68 |
| 6 | DPEphos | – | 45 | 8 |
| 7 | DPEphos | – | 85 | 36 |
| 8 | DPEphos | LiCl | 65 | 11 |
| 9 | DPEphos | NaOPh | 65 | – |
| 10 | DPEphos | DMAP | 65 | 58 |

[a] Reaction conditions: chamber A: 2-bromo-4-chlorophenol (1 mmol), cyanamide (1 equiv), Pd(OAc)₂ (5 mol%), ligand, Et₃N (2 equiv), 1,4-dioxane (3 mL), 65 °C, 20 h; chamber B: Mo(CO)₆ (0.8 equiv), DBU (2.4 equiv), 1,4-dioxane (3 mL), 65 °C, 20 h. [b] Isolated yield. [c] Pd(dppf)Cl₂ (5 mol%).

vate the C–Br bond and facilitated consumption of starting material (**3b**) albeit with varying efficiency. Use of neither the monodentate phosphine ligand cataCXium A and precatalyst Pd(dppf)Cl₂ nor the bidentate phosphine ligand 1,3-bis(dicyclohexylphosphino)propane (dcpp) provided full conversion of the starting bromide and the guanidine side-product (**4b**) was predominantly formed over the desired **2d** (Table 1, entries 1–3). However, if 4,5-bis(diphenylphosphino)-9,9-dimethylxanthene (Xantphos) was used as a ligand, **2d** could be isolated in 10% yield, although **4b** was formed as the major product (Table 1, entry 4). By changing the ligand to DPEphos the starting material was fully consumed and **2d** was formed as the major product and was isolated in 68% yield (Table 1, entry 5). Next, we attempted to circumvent the formation of the guanidine side product by altering the reaction temperature to 45 and 85 °C. By doing so, we hoped to either 1) suppress the nucleophilic attack leading to **4b** at the lower temperature, or 2) increase the reaction rate for the oxidative addition step at elevated temperature and thereby reduce the concentration of cyanamide present in the reaction mixture after the product had formed. Unfortunately, the formation of **4b** was observed despite the reduction in temperature and the starting material was not fully consumed in contrast to the reaction at 65 °C (Table 1, entry 6). At 85 °C the starting material was fully consumed, nonetheless **4b** was the major product (Table 1,

entry 7). Next, LiCl^[34,35] was added to stabilize the Pd⁰ species, however, this favored the formation of **4b**, and **2d** was isolated in 11% yield (Table 1, entry 8). We next decided to evaluate if sodium phenoxide^[36] or DMAP^[37,38] nucleophiles could accelerate the reaction and thereby lower the amount of **4b**. However, addition of sodium phenoxide reduced the conversion of starting bromide and **4b** was obtained as the major product. In contrast, addition of DMAP maintained a high conversion of starting material and the desired **2d** could be isolated in 58% yield leading us to continue with the conditions given in Table 1, entry 5.

With suitable reaction conditions determined (Table 1, entry 5), we extended the scope of the reaction to a set of commercially available *ortho*-bromophenols (Scheme 3). 2-Bro-

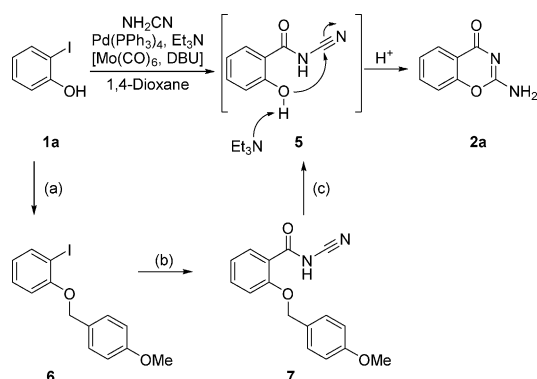


Scheme 3. Synthesis of 2-amino-4H-benzo[e][1,3]oxazin-4-ones **2a**, **2d**, and **2m-q** from *ortho*-bromophenols **3a-g** (isolated yields).

mophenol (**1a**) was fully consumed, however the side reactions took precedence, leading to the formation of the guanidine adduct as the major product and the desired **2a** was isolated in 20% yield. In contrast, the electron-poor chloro-substituted *ortho*-bromophenol gave the desired **2d** as major product which could be isolated in 68% yield. This correlation became even more clear with a comparison of the reactions of fluoro-substituted analogues (**3c-e**). Among these substrates, **3c** has almost no electron-withdrawing effect on the bromo position, and thus the corresponding **2m** was obtained in 21% yield. In contrast, **3d** is activated for oxidative addition, providing **2n** in 34% isolated yield. The difluoro-substituted **3e** gave the corresponding 2-amino-6,7-difluoro-4H-benzo[e][1,3]oxazin-4-one (**2o**) in 45% isolated yield. The strongly electron-withdrawing nitrile-substituted *ortho*-bromophenol **3f** returned the desired product **2p** in 90% isolated yield and 2-bromo-4-methylphenol (**3g**) afforded **2q** in 46% yield.

Overall, the *ortho*-bromophenols afforded lower yields than the analogous iodides and the reaction towards electron-poor halides was clearly favored. Nonetheless, this is one of the first examples of palladium-catalyzed carbonylation of *ortho*-bromophenols that typically prove challenging.

To verify that the reaction proceeds via the proposed *N*-cyanobenzamide intermediate **5**, phenol **1a** was protected with a *para*-methoxybenzyl (PMB) group according to standard procedures, yielding PMB-protected compound **6** in 62% isolated yield (Scheme 4). Compound **6** was then treated with cyana-



Scheme 4. Mechanistic studies for the formation of **2a** from **1a**. Reaction conditions: a) 4-methoxybenzylbromide, K_2CO_3 , DMF, 50 °C, 5 h; b) NH_2CN , $Pd(PPh_3)_4$, Et_3N , $Mo(CO)_6$, DBU, 1,4-dioxane, 65 °C, 20 h; c) TFA, CH_2Cl_2 , 0 °C to RT, 1 h.

mid under the carbonylative conditions described in Scheme 2. Pleasingly, this afforded the corresponding PMB-protected cyanobenzamide **7** in 45% isolated yield. It is worth noting that the deprotected and cyclized benzoxazinone product **2a** was also generated and isolated in 14% yield after the carbonylation step. The benzyl ether **7** was cleaved using standard acidic conditions, which gave a mixture of *O*-debenzylated cyanobenzamide **5** and cyclized **2a**. The crude mixture was carried forward without further purification and was heated with Et_3N in 1,4-dioxane at 65 °C to complete the cyclization in 80% isolated yield over two steps.

The field of non-gaseous carbonylation reactions has flourished over the last decade with the development of several novel CO sources that have eradicated the need to use cumbersome CO gas.^[39,40] The main focus has been to identify and develop cheap, easy to handle and convenient reagents that can be used for carbonylations, including isotopic labeling. To assess if the method developed herein was viable with previously reported CO surrogates we replaced $Mo(CO)_6$ as the CO source in both ex situ (two-chamber system^[22]) and in situ (single vial) reactions (Table 2). For each CO surrogate, the internal pressure was monitored over the course of the CO-releasing reaction as a means to follow CO generation (see the Supporting Information for details). Ex situ use of $Mo(CO)_6$ at 65 and 85 °C generated a yield of 76% and 69% respectively (Table 2, entries 1 and 2) with moderately rapid release of CO to relatively high internal pressures. Secondly, CO was delivered from a balloon following ex situ generation from oxalyl chloride,^[26] returning **2a** in 68% yield (Table 2, entry 3). At atmospheric pressure a slight decrease in yield was observed and the same outcome was noted for prolonged CO-release times (Table 2, entries 3, 5 and 8). CO generated from phenyl formate^[17] ex situ (Table 2, entry 5) and alkaline hydrolysis of

Table 2. Evaluation of various CO sources.^[a-c]

| Entry | CO source | T [°C] | P_{max} [bar] | T_{Pmax} [min] | Yield [%] |
|-------|--------------------------------|----------|--------------------|------------------|-----------|
| 1 | $Mo(CO)_6$ ^[d] | 65 | 2.3 | 40 | 76 |
| 2 | $Mo(CO)_6$ ^[d] | 85 | 2.4 | 20 | 69 |
| 3 | Oxalyl chloride ^[d] | 65 | atm ^[f] | – | 68 |
| 4 | Phenyl formate ^[e] | 65 | 2.5 | 20 h | – |
| 5 | Phenyl formate ^[d] | 65 | 3.1 | 22 h | 67 |
| 6 | COgen ^[d] | 80 | 3.1 | 21 | 75 |
| 7 | $MePh_2SiCOOH$ ^[d] | 65 | 2.9 | 3 | 79 |
| 8 | $CHCl_3$ ^[d] | 80 | 2.7 | 108 | 61 |
| 9 | $CHCl_3$ ^[e] | 80 | 6.3 | 39 | – |
| 10 | Formic acid ^[d] | 80 | 3.5 | 15 | 75 |

[a] P_{max} : maximum pressure achieved; T_{Pmax} : time required to reach P_{max} . [b] See the Supporting Information for full experimental conditions. [c] Isolated yields. [d] Ex situ. [e] In situ. [f] CO collected in and distributed using a balloon.

chloroform^[27,28] (Table 2, entry 8) resulted in the slow release of CO (T_{Pmax} = 22 h and 108 min, respectively), which caused increased formation of guanidine side-product and thus a decrease in yield of **2a**. Unfortunately, neither phenyl formate nor hydrolysis of chloroform were successful in situ and no product was detected (Table 2, entries 5 and 9). Both palladium-catalyzed release of CO from COgen^[24] and fluoride-mediated decarbonylation of silacarboxylic acid^[25] proved efficient and compatible for ex situ use (Table 2, entries 6 and 7). Finally, ex situ introduction of CO by dehydration of formic acid by sulfuric acid^[20] gave **2a** in equivalent yield (Table 2, entry 10).

The results in Table 2 show that the method developed herein could be easily paired with a variety of ex situ CO surrogates. Depending on the aim of the chemistry, for example, cheap and readily available precursors, solid shelf-stable CO sources, or isotopic labeling, the reported method provides an attractive synthetic route to a variety of 4*H*-benzo[*e*][1,3]oxazin-4-ones (**2a–q**).

3. Conclusions

We have developed a low-pressure, gas-free, one-step carbonylation method for the synthesis of 4*H*-benzo[*e*][1,3]oxazin-4-ones from readily available *ortho*-halophenols and cyanamide that involves a palladium-catalyzed carbonylation–cyclization sequence. The reaction products are readily isolated by precipitation and the reaction occurs under mild conditions with good substrate compatibility. Additionally, the protocol was further extended to include *ortho*-bromophenols as substrates. Finally, the versatility of the reaction was demonstrated by replacing $Mo(CO)_6$ with a variety of ex situ CO-releasing reagents, including introduction of CO with a balloon at atmospheric pressure, with retained product yields.

Experimental Section

General Information

Analytical thin-layer chromatography (TLC) was performed on silica gel 60 F₂₅₄ plates and visualized with UV light. Flash column chromatography was performed on silica gel 60 (40–63 μm). ¹H, ¹³C, and ¹⁹F NMR spectra were recorded at 400, 100 and 377 MHz, respectively. The chemical shifts for ¹H, ¹³C and ¹⁹F NMR spectra are referenced to tetramethylsilane according to residual solvent signals, a sealed capillary filled with CFCl₃ was used as an internal reference in ¹⁹F NMR (¹H: CD₃OD at 3.31 ppm, CDCl₃ at 7.26 ppm and [D₆]DMSO at 2.50 ppm; ¹³C: CD₃OD at 49.0 ppm, CDCl₃ at 77.0 ppm and [D₆]DMSO at 39.5 ppm; ¹⁹F: CFCl₃ at 0.0 ppm). The data are reported as (s = singlet, brs = broadened singlet, d = doublet, t = triplet, q = quartet, or m = multiplet, coupling constant(s), integral). Analytical HPLC–MS was performed using electrospray ionization (ESI) and a C₁₈ column (50 × 3.0 mm, 2.6 μm particle size, 100 Å pore size) with CH₃CN/H₂O in 0.05% aqueous HCOOH as mobile phase at a flow rate of 1.5 mL min⁻¹. Analysis of purity by LC was performed using a gradient of 5–100% CH₃CN/H₂O in 0.05% aqueous HCOOH as mobile phase at a flow rate of 1.5 mL min⁻¹ for 5 min, unless otherwise stated, on a C₁₈ column. High-resolution molecular masses were determined on a mass spectrometer equipped with an ESI source and time-of-flight (TOF) mass analyzer.

Synthesis of *ortho*-Iodophenol Precursors 1

4-Chloro-2-iodophenol (1 d)

Prepared following a literature procedure^[41] to give a white solid (618 mg, 47%). Compound **1 d** is known,^[41] and spectral data were in agreement with the proposed structure and matched those reported in the literature.

4-Bromo-2-iodophenol (1 e)

Prepared following a modified literature procedure^[41] to give a white solid (1.05 g, 66%). Compound **1 e** is known,^[42] and spectral data were in agreement with the proposed structure and matched those reported in the literature.

N-(4-Hydroxy-3-iodophenyl)acetamide (1 g)

Acetic anhydride (0.10 mL, 1.1 mmol) was added to a solution of 4-amino-2-iodophenol (250 mg, 1.06 mmol) in absolute ethanol (5 mL) and the reaction mixture was stirred at RT for 1 h. The reaction mixture was concentrated to give a brown residue, which was purified using silica gel column chromatography pentane/EtOAc (4:1) to give **1 g** as a brown solid (184 mg, 62%). ¹H NMR (400 MHz, CD₃OD): δ = 7.90 (d, *J* = 2.5 Hz, 1H), 7.31 (dd, *J* = 8.7, 2.5 Hz, 1H), 6.76 (d, *J* = 8.7 Hz, 1H), 2.08 ppm (s, 3H); ¹³C NMR (400 MHz, CD₃OD): δ = 171.3, 154.9, 132.9, 132.4, 123.0, 115.3, 83.9, 23.5 ppm; HRMS (ESI-TOF): *m/z*: calcd for C₉H₉INO₂: 277.9678 [M+H]⁺; found: 277.9671; LC purity (254 nm): 95%.

4-(Hydroxymethyl)-2-iodophenol (1 i)

Methyl 4-hydroxy-3-iodobenzoate (562 mg, 2.02 mmol) was dissolved in anhydrous CH₂Cl₂ (50 mL) under inert conditions and cooled to –78 °C. Then, diisobutylaluminum hydride (7.0 mL, 7.0 mmol, 1 M in heptane) was added dropwise over 15 min. The

reaction mixture was stirred at –78 °C for 30 min and then the cold bath was removed and the reaction mixture was stirred at RT for 2 h. The reaction was quenched by the addition of water (50 mL) and acetic acid (10 mL). The aqueous layer was extracted with CH₂Cl₂ (2 × 50 mL) and the combined organic layers were dried over MgSO₄ and concentrated under reduced pressure. The crude mixture was purified by silica gel column chromatography using pentane/EtOAc (1:1) to give **1 i** as a white solid (304 mg, 60%). ¹H NMR (400 MHz, [D₆]DMSO): δ = 10.14 (s, OH), 7.60 (d, *J* = 2.1 Hz, 1H), 7.11 (dd, *J* = 8.2, 2.1 Hz, 1H), 6.82 (d, *J* = 8.2 Hz, 1H), 5.06 (t, *J* = 5.8 Hz; OH), 4.34 ppm (d, *J* = 5.2 Hz, 2H); ¹³C NMR (100 MHz, [D₆]DMSO): δ = 155.3, 137.0, 135.2, 128.0, 114.6, 84.1, 61.8 ppm; HRMS (ESI-TOF): *m/z*: calcd for C₇H₆IO₂: 248.9413 [M–H][–]; found: 248.9420; LC purity (254 nm): > 98%.

4-(Dibenzylamino)-2-iodophenol (1 k)

4-Amino-2-iodoaniline (250 mg, 1.06 mmol) and benzaldehyde (0.32 mL, 3.2 mmol) were dissolved in MeOH (5 mL) and acetic acid (0.18 mL, 3.1 mmol) was added. The reaction mixture was stirred at RT for 30 min, cooled to 0 °C and NaBH₃CN (174 mg, 2.77 mmol) was added. The reaction was allowed to warm from 0 °C to RT and stirred for 48 h. The reaction was quenched with saturated aq NaHCO₃ (30 mL) and then extracted with EtOAc (3 × 50 mL). The combined organic layers were washed with brine (50 mL), dried over Na₂SO₄, filtered and concentrated under reduced pressure. The crude mixture was purified by silica gel column chromatography using pentane/EtOAc (20:1) to yield **1 k** as a pale purple solid (239 mg, 54%). ¹H NMR (400 MHz, CDCl₃): δ = 7.36–7.30 (m, 4H), 7.29–7.21 (m, 6H), 7.06 (s, 1H), 6.81 (d, *J* = 8.6 Hz, 1H), 6.68 (m, 1H), 4.75 (s; OH), 4.52 ppm (s, 4H); ¹³C NMR (100 MHz, CDCl₃): δ = 147.0, 144.9, 138.4, 128.8, 127.2, 127.0, 122.5, 116.0, 115.3, 86.6, 55.1 ppm; HRMS (ESI-TOF): *m/z*: calcd for C₂₀H₁₉INO: 416.0511 [M+H]⁺; found: 416.0506; LC purity (254 nm): 95%.

tert-Butyl (4-Hydroxy-3-iodophenyl)carbamate (1 l)

4-Amino-2-iodophenol (250 mg, 1.06 mmol) and di-*tert*-butyl carbonate (232 mg, 1.06 mmol) were dissolved in anhydrous THF and stirred at RT for 4 h. The reaction mixture was concentrated and the crude material was purified by silica gel column chromatography using pentane/EtOAc (5:1) to yield **1 l** as an off-white solid (317 mg, 89%). ¹H NMR (400 MHz, CDCl₃): δ = 7.77 (brs, 1H), 7.10 (dd, *J* = 8.8, 2.7 Hz, 1H), 6.86 (m, 1H), 6.39 (brs, 1H), 5.43 (brs, 1H), 1.50 ppm (s, 9H); ¹³C NMR (100 MHz, CDCl₃): δ = 153.2, 151.4, 132.3, 129.1, 121.7, 114.9, 85.3, 80.9, 28.5 ppm; HRMS (ESI-TOF): *m/z*: calcd for C₁₁H₁₃INO₃: 333.9940 [M–H][–]; found: 333.9948; LC purity (254 nm): 98%.

Method A: General Procedure for the Synthesis of 2-Amino-4*H*-benzo[e][1,3]oxazin-4-ones 2 a–l from *ortho*-Iodophenols 1 a–l

To the reaction chamber (chamber A) of an oven-dried, bridged two-chamber system^[22] was added *ortho*-iodophenol (1.0 mmol), cyanamide (50 mg, 1.2 mmol) and Pd(PPh₃)₄ (58 mg, 5 mol%). Mo(CO)₆ (211 mg, 0.8 mmol) was added to the CO-generation chamber (chamber B).^[43] The two chambers were capped with gas-tight caps, and the atmosphere was exchanged for nitrogen. 1,4-Dioxane (3 mL) was added through the septa into each chamber, followed by the addition of Et₃N (0.28 mL, 2 mmol) into chamber A and DBU (0.36 mL, 2.4 mmol) into chamber B. The two-chamber

system was immediately heated with vigorous stirring in a heating block at 65 °C for 20 h. After 20 h, the reaction mixture in chamber A was poured into *iso*-hexane (30 mL) and collected by filtration. The solid was washed with water (10 mL) and EtOAc (10 mL) to give the pure compound.

Method B: General Procedure for the Synthesis of 2-Amino-4H-benzo[e][1,3]oxazin-4-ones 2a, 2d, and 2m–q from *ortho*-Bromophenols 3a–g

To the reaction chamber (chamber A) of an oven-dried, bridged two-chamber system^[22] was added *ortho*-bromophenol (1.0 mmol), cyanamide (42 mg, 1.0 mmol), Pd(OAc)₂ (11 mg, 5 mol%) and DPE-phos (32 mg, 6 mol%). Mo(CO)₆ (211 mg, 0.8 mmol) was added into the CO-generation (chamber B). The two chambers were capped with gastight caps, and the atmosphere was exchanged for nitrogen. 1,4-Dioxane (3 mL) was added through the septa into each chamber, followed by the addition of Et₃N (0.28 mL, 2 mmol) into chamber A and DBU (0.36 mL, 2.4 mmol) into chamber B. The two-chamber system was immediately heated and vigorously stirred in a heating block at 65 °C for 20 h. After 20 h, the reaction mixture in chamber A was poured into *iso*-hexane (30 mL) and collected by filtration. The solid was washed with water (10 mL) and EtOAc (10 mL) to give the pure compound.

2-Amino-4H-benzo[e][1,3]oxazin-4-one (2a)

Method A: Tan solid (128 mg, 76%). Method B: Tan solid (34 mg, 20%). $R_f=0.29$ (SiO₂, 5% MeOH/CH₂Cl₂+Et₃N); m.p. 256–257 °C; ¹H NMR (400 MHz, CD₃OD): $\delta=8.00$ (dd, $J=7.8, 1.7$ Hz, 1H), 7.71 (ddd, $J=8.7, 7.3, 1.7$ Hz, 1H), 7.41 (m, 1H), 7.34 ppm (dd, $J=8.3, 1.0$ Hz, 1H); ¹³C NMR (100 MHz, [D₆]DMSO): $\delta=166.0, 159.8, 153.4, 134.1, 126.6, 125.2, 117.1, 115.7$ ppm; HRMS (ESI-TOF): m/z : calcd for C₈H₇N₂O₂: 163.0508 [M+H]⁺; found: 163.0503; LC purity (254 nm): > 98%.

6-Acetyl-2-amino-4H-benzo[e][1,3]oxazin-4-one (2b)

Method A: Tan solid (178 mg, 87%). $R_f=0.26$ (SiO₂, 5% MeOH/CH₂Cl₂+Et₃N); ¹H NMR (400 MHz, [D₆]DMSO/CD₃OD 3:1) $\delta=8.43$ (d, $J=2.2$ Hz, 1H), 8.20 (dd, $J=8.7, 2.3$ Hz, 1H), 7.39 (d, $J=8.6$ Hz, 1H), 2.59 ppm (s, 3H); ¹³C NMR (100 MHz, [D₆]DMSO): $\delta=196.4, 165.5, 159.6, 156.3, 133.6, 133.4, 127.2, 117.0, 116.5, 26.7$ ppm; HRMS (ESI-TOF): m/z : calcd for C₁₀H₉N₂O₃: 205.0613 [M+H]⁺; found: 205.0615; LC purity (254 nm): > 98%.

Methyl 2-Amino-4-oxo-4H-benzo[e][1,3]oxazine-6-carboxylate (2c)

Method A: Off-white solid (185 mg, 83%). $R_f=0.26$ (SiO₂, 5% MeOH/CH₂Cl₂+Et₃N); ¹H NMR (400 MHz, [D₆]DMSO): $\delta=8.41$ (d, $J=2.2$ Hz, 1H), 8.36 (brs, 1H; NH), 8.28 (brs, 1H; NH), 8.20 (dd, $J=8.6, 2.3$ Hz, 1H), 7.45 (d, $J=8.6$ Hz, 1H), 3.89 ppm (s, 3H); ¹³C NMR (100 MHz, [D₆]DMSO): $\delta=165.3, 165.1, 159.6, 156.4, 134.4, 128.0, 126.4, 117.2, 116.7, 52.4$ ppm; HRMS (ESI-TOF): m/z : calcd for C₁₀H₉N₂O₄: 221.0562 [M+H]⁺; found: 221.0572; LC purity (254 nm): 95%.

2-Amino-6-chloro-4H-benzo[e][1,3]oxazin-4-one (2d)

Method A: Tan solid (189 mg, 96%). Method B: Gray solid (110 mg, 68%). $R_f=0.23$ (SiO₂, 5% MeOH/CH₂Cl₂+Et₃N); ¹H NMR (400 MHz, CD₃OD): $\delta=7.95$ (d, $J=2.6$ Hz, 1H), 7.70 (dd, $J=8.8, 2.6$ Hz, 1H), 7.35 ppm (d, $J=8.8$ Hz, 1H); ¹³C NMR (100 MHz, [D₆]DMSO) $\delta=165.0, 159.7, 152.1, 133.9, 129.2, 125.7, 118.5, 118.2$ ppm; HRMS (ESI-TOF): m/z : calcd for C₈H₆ClN₂O₂: 197.0118 [M+H]⁺; found: 197.0111; LC purity (254 nm): > 98%.

2-Amino-6-bromo-4H-benzo[e][1,3]oxazin-4-one (2e)

Method A: Tan solid (197 mg, 83%). $R_f=0.23$ (SiO₂, 5% MeOH/CH₂Cl₂+Et₃N); ¹H NMR (400 MHz, [D₆]DMSO/CD₃OD 3:1) $\delta=7.94$ (d, $J=2.6$ Hz, 1H), 7.79 (dd, $J=8.8, 2.5$ Hz, 1H), 7.26 ppm (d, $J=8.8$ Hz, 1H); ¹³C NMR ([D₆]DMSO): $\delta=164.8, 159.6, 152.5, 136.7, 128.7, 118.9, 118.5, 116.9$ ppm; HRMS (ESI-TOF): m/z : calcd for C₈H₆BrN₂O₂: 240.9613 [M+H]⁺; found: 240.9612; LC purity (254 nm): 97%.

2-Amino-6-nitro-4H-benzo[e][1,3]oxazin-4-one (2f)

Method A: Pale yellow solid (166 mg, 77%). $R_f=0.20$ (SiO₂, 5% MeOH/CH₂Cl₂+Et₃N); ¹H NMR (400 MHz, [D₆]DMSO) $\delta=8.55$ (d, $J=2.8$ Hz, 1H), 8.53 (brs, 1H; NH), 8.48 (dd, $J=9.0, 2.9$ Hz, 1H), 8.44 (brs, 1H; NH), 7.57 ppm (d, $J=9.1$ Hz, 1H); ¹³C NMR (100 MHz, [D₆]DMSO): $\delta=164.7, 159.6, 157.2, 144.1, 128.8, 122.2, 117.9, 117.6$ ppm; HRMS (ESI-TOF): m/z : calcd for C₈H₆N₃O₄: 208.0358 [M+H]⁺; found: 208.0357; LC purity (254 nm): > 98%.

N-(2-Amino-4-oxo-4H-benzo[e][1,3]oxazin-6-yl)acetamide (2g)

Method A: Brown solid (111 mg, 96%). $R_f=0.17$ (SiO₂, 5% MeOH/CH₂Cl₂+Et₃N); ¹H NMR (400 MHz, CD₃OD): $\delta=8.12$ (d, $J=2.6$ Hz, 1H), 7.96 (dd, $J=9.0, 2.6$ Hz, 1H), 7.30 (d, $J=9.0$ Hz, 1H), 2.15 ppm (s, 3H); ¹³C NMR (100 MHz, [D₆]DMSO): $\delta=168.8, 166.5, 160.2, 149.4, 136.8, 125.3, 117.6, 116.5, 116.2, 24.3$ ppm; HRMS (ESI-TOF): m/z : calcd for C₁₀H₁₀N₃O₃: 220.0722 [M+H]⁺; found: 220.0729; LC purity (254 nm): > 98%.

2-Amino-6-phenyl-4H-benzo[e][1,3]oxazin-4-one (2h)

Method A: Off-white solid (209 mg, 89%). $R_f=0.46$ (SiO₂, 5% MeOH/CH₂Cl₂+Et₃N); ¹H NMR (400 MHz, [D₆]DMSO): $\delta=8.23$ (brs, 1H; NH, exchanges with deuterium), 8.16 (brs, 1H; NH, exchanges with deuterium), 8.08 (d, $J=2.4$ Hz, 1H), 7.98 (dd, $J=8.6, 2.4$ Hz, 1H), 7.74–7.64 (m, 2H), 7.54–7.45 (m, 2H), 7.46–7.37 ppm (m, 2H); ¹³C NMR (100 MHz, [D₆]DMSO): $\delta=166.0, 159.8, 153.0, 138.7, 137.2, 132.4, 129.2, 127.8, 126.7, 124.1, 117.5, 116.5$ ppm; HRMS (ESI-TOF): m/z : calcd for C₁₄H₁₁N₂O₂: 239.0821 [M+H]⁺; found: 239.0814; LC purity (254 nm): 98%.

2-Amino-6-(hydroxymethyl)-4H-benzo[e][1,3]oxazin-4-one (2i)

Method A: Tan solid (163 mg, 84%). $R_f=0.14$ (SiO₂, 5% MeOH/CH₂Cl₂+Et₃N); ¹H NMR (400 MHz, CD₃OD): $\delta=7.98$ (d, $J=2.1$ Hz, 1H), 7.71 (dd, $J=8.5, 2.2$ Hz, 1H), 7.32 (d, $J=8.5$ Hz, 1H), 4.67 ppm (s, 2H); ¹³C NMR (100 MHz, [D₆]DMSO): $\delta=166.6, 160.2, 152.7, 140.0, 132.6, 124.5, 117.1, 115.8, 62.5$ ppm; HRMS (ESI-TOF): m/z : calcd for C₉H₉N₂O₃: 193.0613 [M+H]⁺; found: 193.0607; LC purity (254 nm): > 98%.

2,6-Diamino-4H-benzo[e][1,3]oxazin-4-one (2j)

Method A: Brown solid (175 mg, 94%). $R_f=0.23$ (SiO₂, 5% MeOH/CH₂Cl₂+Et₃N); ¹H NMR (400 MHz, CD₃OD): $\delta=7.20$ (dd, $J=2.8$, 0.5 Hz, 1H), 7.09 (dd, $J=8.8$, 0.5 Hz, 1H), 7.04 ppm (dd, $J=8.8$, 2.7 Hz, 1H); ¹³C NMR (100 MHz, [D₆]DMSO): $\delta=166.7$, 159.8, 146.2, 144.9, 120.2, 117.5, 115.9, 108.6 ppm; HRMS (ESI-TOF): m/z : calcd for C₈H₈N₃O₂: 178.0617 [M+H]⁺; found: 178.0609; LC purity (254 nm): 95%.

2-Amino-6-(dibenzylamino)-4H-benzo[e][1,3]oxazin-4-one (2k)

Method A: Pale yellow solid (92 mg, 53%). ¹H NMR (400 MHz, [D₆]DMSO): $\delta=7.86$ (brs, 2H, NH), 7.36–7.31 (m, 4H), 7.29–7.21 (m, 6H), 7.11 (m, 1H), 7.03–6.98 (m, 2H), 4.75 ppm (s, 4H); ¹³C NMR (100 MHz, [D₆]DMSO): $\delta=166.4$, 159.8, 145.6, 145.1, 138.4, 128.6, 126.8, 126.5, 118.7, 117.4, 116.2, 107.4, 54.6 ppm; HRMS (ESI-TOF): m/z : calcd for C₂₂H₂₀N₃O₂: 358.1556 [M+H]⁺; found: 358.1559; LC purity (254 nm): 97%.

tert-Butyl (2-amino-4-oxo-4H-benzo[e][1,3]oxazin-6-yl)carbamate (2l)

Method A: Off-white solid (126 mg, 64%). $R_f=0.32$ (SiO₂, 5% MeOH/CH₂Cl₂+Et₃N); ¹H NMR (400 MHz, CD₃OD) $\delta=7.99$ (d, $J=2.7$ Hz, 1H), 7.79 (dd, $J=9.1$, 2.7 Hz, 1H), 7.26 (d, $J=9.0$ Hz, 1H), 1.53 ppm (s, 9H); ¹³C NMR (100 MHz, [D₆]DMSO): $\delta=166.1$, 159.8, 152.8, 148.5, 136.6, 124.1, 117.2, 116.0, 114.7, 79.4, 28.1 ppm; HRMS (ESI-TOF): m/z : calcd for C₁₃H₁₆N₃O₄: 278.1141 [M+H]⁺; found: 278.1151; LC purity (254 nm): > 98%.

2-Amino-7-fluoro-4H-benzo[e][1,3]oxazin-4-one (2m)

Method B: Gray solid (38 mg, 21%). $R_f=0.35$ (SiO₂, 5% MeOH/CH₂Cl₂+Et₃N); ¹H NMR (400 MHz, [D₆]DMSO): $\delta=8.21$ (brs, 1H; NH, exchanges with deuterium), 8.16 (brs, 1H; NH, exchanges with deuterium), 7.93 (m, 1H), 7.36–7.15 ppm (m, 2H); ¹³C NMR (100 MHz, [D₆]DMSO): $\delta=165.3$, 164.9 (d, $^1J_{CF}=251.0$ Hz), 159.7, 154.5 (d, $^3J_{CF}=14.0$ Hz), 129.2 (d, $^3J_{CF}=10.7$ Hz), 114.1 (d, $^4J_{CF}=2.8$ Hz), 113.0 (d, $^2J_{CF}=22.5$ Hz), 103.3 ppm (d, $^2J_{CF}=26.2$ Hz); ¹⁹F NMR (377 MHz, CD₃OD): $\delta=-103.6$ ppm; HRMS (ESI-TOF): m/z : calcd for C₈H₆FN₂O₂: 181.0413 [M+H]⁺; found: 181.0407; LC purity (254 nm): 95%.

2-Amino-6-fluoro-4H-benzo[e][1,3]oxazin-4-one (2n)

Method B: Gray solid (56 mg, 34%). $R_f=0.32$ (SiO₂, 5% MeOH/CH₂Cl₂+Et₃N); ¹H NMR (400 MHz, [D₆]DMSO): $\delta=8.22$ (brs, 1H; NH exchanges with deuterium), 8.16 (brs, 1H; NH exchanges with deuterium), 7.64–7.49 (m, 2H), 7.41 ppm (m, 1H); ¹³C NMR (100 MHz, [D₆]DMSO): $\delta=165.5$, 160.0, 158.7 (d, $^1J_{CF}=242.9$ Hz), 149.8 (d, $^4J_{CF}=1.8$ Hz), 121.7 (d, $^2J_{CF}=24.8$ Hz), 118.4 (d, $^3J_{CF}=7.1$ Hz), 118.3 (d, $^3J_{CF}=8.0$ Hz), 111.9 ppm (d, $^2J_{CF}=23.8$ Hz); ¹⁹F NMR (377 MHz, CD₃OD): $\delta=-117.0$ ppm; HRMS (ESI-TOF): m/z : calcd for C₈H₆FN₂O₂: 181.0413 [M+H]⁺; found: 181.0410; LC purity (254 nm): > 98%.

2-Amino-6,7-difluoro-4H-benzo[e][1,3]oxazin-4-one (2o)

Method B: Gray solid (91 mg, 45%). $R_f=0.35$ (SiO₂, 5% MeOH/CH₂Cl₂+Et₃N); ¹H NMR (400 MHz, [D₆]DMSO): $\delta=8.15$ (brs, 2H; NH₂, exchanges with deuterium), 7.79 (m, 1H), 7.57 ppm (m, 1H);

¹³C NMR (100 MHz, [D₆]DMSO): $\delta=164.6$, 159.8, 152.8 (dd, $^1J_{CF}=253.5$ Hz, $^2J_{CF}=14.8$ Hz), 150.0–149.8 (m, 1C), 147.0 (dd, $^1J_{CF}=246.3$ Hz, $^2J_{CF}=13.3$ Hz), 114.8–113.8 (m, 2C), 106.1 ppm (d, $J=21.8$ Hz); ¹⁹F NMR (377 MHz, CD₃OD): $\delta=-128.2$, -141.7 ppm; HRMS (ESI-TOF): m/z : calcd for C₈H₅F₂N₂O₂: 199.0319 [M+H]⁺; found: 199.0317; LC purity (254 nm): > 98%.

2-Amino-4-oxo-4H-benzo[e][1,3]oxazine-6-carbonitrile (2p)

Method B: Gray solid (161 mg, 90%). $R_f=0.27$ (SiO₂, 5% MeOH/CH₂Cl₂+Et₃N); ¹H NMR (400 MHz, [D₆]DMSO): $\delta=8.37$ –8.16 (m, 3H), 8.09 (m, 1H), 7.50 ppm (m, 1H); ¹³C NMR (100 MHz, [D₆]DMSO): $\delta=164.1$, 159.3, 155.8, 137.1, 131.3, 117.9, 117.50, 117.47, 107.9 ppm; HRMS (ESI-TOF): m/z : calcd for C₉H₅N₃O₂: 188.0460 [M+H]⁺; found: 188.0463; LC purity (254 nm): 97%.

2-Amino-6-methyl-4H-benzo[e][1,3]oxazin-4-one (2q)

Method B: Gray solid (84 mg, 46%). $R_f=0.41$ (SiO₂, 5% MeOH/CH₂Cl₂+Et₃N); ¹H NMR (400 MHz, [D₆]DMSO): $\delta=8.07$ (brs, 1H; NH, exchanges with deuterium), 8.03 (brs, 1H; NH, exchanges with deuterium), 7.67 (m, 1H), 7.49 (m, 1H), 7.21 (d, $J=8.4$ Hz, 1H), 2.36 ppm (s, 3H); ¹³C NMR (100 MHz, [D₆]DMSO): $\delta=166.2$, 159.8, 151.5, 134.8, 134.5, 126.3, 116.8, 115.5, 20.3 ppm; HRMS (ESI-TOF): m/z : calcd for C₉H₉N₂O₂: 177.0664 [M+H]⁺; found: 177.0661; LC purity (254 nm): > 98%.

Characterization of Side Product 2-(4-Oxo-4H-benzo[e][1,3]oxazin-2-yl)guanidine (4a)

To the reaction chamber (chamber A) of an oven-dried, bridged two-chamber system^[22] was added *ortho*-bromophenol (0.12 mL, 0.99 mmol), cyanamide (44 mg, 1.1 mmol), Pd(OAc)₂ (11 mg, 5 mol%) and DPEphos (38 mg, 7 mol%). Mo(CO)₆ (215 mg, 0.8 mmol) was added into the CO-generation chamber (chamber B). The two chambers were capped with gastight caps, and the atmosphere was exchanged for nitrogen. 1,4-Dioxane (3 mL) was added through the septa into each chamber, followed by the addition of Et₃N (0.28 mL, 2.0 mmol) into chamber A and DBU (0.36 mL, 2.4 mmol) into chamber B. The two-chamber system was immediately heated and vigorously stirred in a heating block at 65 °C for 20 h. After 20 h, the reaction mixture in chamber A was poured into *iso*-hexane (30 mL) and the resulting precipitate was filtered off. The filtrate was concentrated under reduced pressure and purified by silica gel column chromatography using a gradient of 1–5% MeOH in CH₂Cl₂ containing 1% Et₃N. The combined pure fractions were concentrated under reduced pressure, dissolved in CH₂Cl₂ (10 mL) and washed with 0.1% aq HCl (2×10 mL) and water (10 mL) to remove excess Et₃N. The organic phase was dried over Na₂SO₄, filtered and concentrated under reduced pressure to yield **4a** as a white solid (19 mg, 9%). ¹H NMR (400 MHz, CDCl₃/CD₃OD 1:3): $\delta=8.03$ (dd, $J=8.0$, 1.8 Hz, 1H), 7.45 (m, 1H), 7.02–6.93 ppm (m, 2H); ¹³C NMR (100 MHz, [D₆]DMSO): $\delta=166.6$, 159.4, 157.4, 135.2, 130.9, 119.7, 117.2, 116.8, 116.0 ppm; HRMS (ESI-TOF): m/z : calcd for C₉H₇N₄O₂: 203.0569 [M–H][–]; found: 203.0574; LC purity (254 nm): 97%.

Characterization of Side Product 2-(6-Chloro-4-oxo-4H-benzo[e][1,3]oxazin-2-yl)guanidine (4b)

To the reaction chamber (chamber A) of an oven-dried, bridged two-chamber system^[22] was added 2-bromo-4-chlorophenol

(208 mg, 1.00 mmol), cyanamide (43 mg, 1.0 mmol), Pd(OAc)₂ (11 mg, 5 mol%) and CataCXium A (55 mg, 15 mol%). Mo(CO)₆ (215 mg, 0.8 mmol) was added into the CO-generation chamber (chamber B). The two chambers were capped with gastight caps, and the atmosphere was exchanged for nitrogen. 1,4-Dioxane (3 mL) was added through the septa into each chamber, followed by the addition of Et₃N (0.28 mL, 2.0 mmol) into chamber A and DBU (0.36 mL, 2.4 mmol) into chamber B. The two-chamber system was immediately heated and vigorously stirred in a heating block at 65 °C for 20 h. After 20 h, the reaction mixture in chamber A was poured into *iso*-hexane (30 mL) and the resulting precipitate was filtered off. The filtrate was concentrated under reduced pressure and purified by silica gel column chromatography using a gradient of 1–5% MeOH in CH₂Cl₂ containing 1% Et₃N. The combined pure fractions were concentrated under reduced pressure, dissolved in CH₂Cl₂ (10 mL) and extracted with 0.1% aq HCl (2 × 10 mL) to remove excess Et₃N. Compound **4b** precipitated out in the acidic aqueous phase and was filtered off and dissolved in EtOAc. The organic phase was dried over Na₂SO₄, filtered and concentrated under reduced pressure to yield **4b** as a yellow solid (20 mg, 8%). ¹H NMR (400 MHz, [D₆]DMSO): δ = 8.92 (brs, 1 H), 7.68 (d, *J* = 2.9 Hz, 1 H), 7.46 (brs, 1 H), 7.20 (dd, *J* = 8.8, 2.9 Hz, 1 H), 6.68 (d, *J* = 8.8 Hz, 1 H), 4.11 ppm (brs, 2 H); ¹³C NMR (100 MHz, [D₆]DMSO): δ = 171.6, 166.1, 163.0 (detected by HMBC), 132.8, 128.7, 124.7, 120.5 (two signals overlapping, confirmed by HMBC), 119.2 ppm; HRMS (ESI-TOF): *m/z*: calcd for C₉H₆ClN₄O₂: 237.0179 [M–H][–]; found: 237.0184; LC purity (254 nm): > 98%.

Synthesis of 4-Methoxybenzyl 2'-Iodophenyl Ether (6)

1-(Bromomethyl)-4-methoxybenzene (0.41 mL, 2.8 mmol) was added to a stirred suspension of 2-iodophenol (565 mg, 2.57 mmol) and potassium carbonate (1.80 g, 13 mmol) in DMF. The reaction mixture was stirred at 50 °C for 5 h. The crude mixture was separated between diethyl ether and water and the organic phase was washed with water (2 × 15 mL) and brine (3 × 15 mL) consecutively to remove DMF. The organic phase was dried over MgSO₄, filtered and concentrated to yield **6** as a tan solid (543 mg, 62%). Compound **6** is known^[44] and spectral data were in agreement with the proposed structure and matched those reported in the literature.

Synthesis of *N*-Cyano-2-[(4-methoxybenzyl)oxy]benzamide (7)

To the reaction chamber (chamber A) of an oven-dried, bridged two-chamber system^[22] was added **6** (107 mg, 0.31 mmol), cyanamide (19 mg, 0.45 mmol) and Pd(PPh₃)₄ (20 mg, 6 mol%). Mo(CO)₆ (147 mg, 0.56 mmol) was added to the CO-generation chamber (chamber B). The two chambers were capped with gastight caps, and the atmosphere was exchanged for nitrogen. 1,4-Dioxane (3 mL) was added through the septa into each chamber, followed by the addition of Et₃N (0.08 mL, 0.6 mmol) into chamber A and DBU (0.18 mL, 1.2 mmol) into chamber B. The two-chamber system was immediately heated and vigorously stirred in a heating block at 65 °C for 20 h. After 20 h, the reaction mixture in chamber A was concentrated and 0.1% HCl (10 mL) was added. The residue was extracted with EtOAc (3 × 10 mL) and the combined organic phases were dried over MgSO₄, filtered and concentrated. The crude residue was purified by silica gel column chromatography using a gradient 0–5% MeOH in CH₂Cl₂ to yield **7** as a yellow oil (40 mg, 45%). *R*_f = 0.67 (SiO₂, 5% MeOH/CH₂Cl₂); ¹H NMR (400 MHz, CDCl₃): δ = 9.74 (brs, 1 H; NH), 8.19 (m, 1 H), 7.58 (ddd, *J* = 8.4, 7.3, 1.8 Hz,

1 H), 7.39–7.32 (m, 2 H), 7.19–7.11 (m, 2 H), 7.01–6.92 (m, 2 H), 5.17 (s, 2 H), 3.84 ppm (s, 2 H); ¹³C NMR (100 MHz, CDCl₃, 50 °C): δ = 164.0, 160.8, 157.5, 135.7, 133.2, 129.9, 126.5, 122.4, 118.4, 115.0, 113.7, 106.9, 72.4, 55.5 ppm; HRMS (ESI-TOF): *m/z*: calcd for C₁₆H₁₃N₂O₃: 281.0926 [M–H][–]; found: 281.0918; LC purity (254 nm): > 98%.

Deprotection of Compound 7 and Cyclization to Benzoxazine 2a

TFA (0.10 mL, 1.3 mmol) was added to a solution of compound **7** (37 mg, 0.13 mmol) in dichloromethane (3 mL) on an ice bath. The reaction mixture was stirred at RT for 1 h and then concentrated and co-evaporated with toluene (3 × 5 mL) to give a brown residue. The crude residue was dissolved in 1,4-dioxane (3 mL) followed by the addition of Et₃N (0.02 mL, 0.1 mmol) and the resulting solution was stirred at 65 °C for 3 h. The crude mixture was purified by silica gel column chromatography using a gradient of 0–5% MeOH/CH₂Cl₂ to yield **2a** as a white solid (17 mg, 80%).

Acknowledgements

The authors thank Magnus Fagrell (Fagrell Produktutveckling AB, Sweden) for technical support with the pressure measurements and Dr. Lisa D. Haigh (Imperial College London, UK) and Alfred Svan (Uppsala University) for assistance with accurate mass determination. The research was supported by Uppsala University.

Conflict of Interest

The authors declare no conflict of interest.

Keywords: 4*H*-benzo[e][1,3]oxazin-4-ones · carbonylation · domino reactions · halophenols · heterocycles

- [1] E. Vitaku, D. T. Smith, J. T. Njardarson, *J. Med. Chem.* **2014**, *57*, 10257–10274.
- [2] S. Alper-Hayta, E. Aki-Sener, B. Tekiner-Gulbas, I. Yildiz, O. Temiz-Arpaci, I. Yalcin, N. Altanlar, *Eur. J. Med. Chem.* **2006**, *41*, 1398–1404.
- [3] R. Morrison, J. M. A. Al-Rawi, I. G. Jennings, P. E. Thompson, M. J. Angove, *Eur. J. Med. Chem.* **2016**, *110*, 326–339.
- [4] S. K. Ihmaid, J. M. A. Al-Rawi, C. J. Bradley, M. J. Angove, M. N. Robertson, *Eur. J. Med. Chem.* **2012**, *57*, 85–101.
- [5] R. Morrison, Z. Zheng, I. G. Jennings, P. E. Thompson, J. M. A. Al-Rawi, *Bioorg. Med. Chem. Lett.* **2016**, *26*, 5534–5538.
- [6] K. M. Pritchard, J. M. Al-Rawi, C. Bradley, *Eur. J. Med. Chem.* **2007**, *42*, 1200–1210.
- [7] M. Hedayatullah, C. Lion, J. Pailler, *J. Heterocycl. Chem.* **1991**, *28*, 133–137.
- [8] W. Ried, G. Oremek, R. Guryn, H.-E. Erle, *Chem. Ber.* **1980**, *113*, 2818–2822.
- [9] P. Li, X. Zhang, Y. Wu, M. Cheng, D. Zhang, G. Li, Z. Lin, X. Zhang, H. Huang, *Tetrahedron Lett.* **2015**, *56*, 4683–4685.
- [10] K. M. Pritchard, J. M. Al-Rawi, A. B. Hughes, *Synth. Commun.* **2005**, *35*, 1601–1611.
- [11] S. A. Raw, A. M. O'Kearney-Mcmullan, M. A. Graham, *Tetrahedron Lett.* **2011**, *52*, 6775–6778.
- [12] B. Kokel, G. Menichi, M. Hubert-Habart, *Tetrahedron Lett.* **1984**, *25*, 3837–3840.
- [13] R. Grigg, S. P. Mutton, *Tetrahedron* **2010**, *66*, 5515–5548.
- [14] A. Brennfürer, H. Neumann, M. Beller, *Angew. Chem. Int. Ed.* **2009**, *48*, 4114–4133; *Angew. Chem.* **2009**, *121*, 4176–4196.

- [15] T. Morimoto, K. Kakiuchi, *Angew. Chem. Int. Ed.* **2004**, *43*, 5580–5588; *Angew. Chem.* **2004**, *116*, 5698–5706.
- [16] T. Schareina, A. Zapf, A. Cotté, M. Gotta, M. Beller, *Adv. Synth. Catal.* **2010**, *352*, 1205–1209.
- [17] T. Ueda, H. Konishi, K. Manabe, *Org. Lett.* **2012**, *14*, 3100–3103.
- [18] T. Kondo, T. Okada, T. Mitsudo, *Organometallics* **1999**, *18*, 4123–4127.
- [19] T. Morimoto, K. Fuji, K. Tsutsumi, K. Kakiuchi, *J. Am. Chem. Soc.* **2002**, *124*, 3806–3807.
- [20] C. Brancour, T. Fukuyama, Y. Mukai, T. Skrydstrup, I. Ryu, *Org. Lett.* **2013**, *15*, 2794–2797.
- [21] L. R. Odell, F. Russo, M. Larhed, *Synlett* **2012**, *5*, 685–698.
- [22] P. Nordeman, L. R. Odell, M. Larhed, *J. Org. Chem.* **2012**, *77*, 11393–11398.
- [23] N. K. Kaiser, A. Hallberg, M. Larhed, *J. Comb. Chem.* **2002**, *4*, 109–111.
- [24] P. Hermange, A. T. Lindhardt, R. H. Taaning, K. Bjerglund, D. Lupp, T. Skrydstrup, *J. Am. Chem. Soc.* **2011**, *133*, 6061–6071.
- [25] S. D. Friis, R. H. Taaning, A. T. Lindhardt, T. Skrydstrup, *J. Am. Chem. Soc.* **2011**, *133*, 18114–18117.
- [26] S. V. F. Hansen, T. Ulven, *Org. Lett.* **2015**, *17*, 2832–2835.
- [27] S. N. Gockel, K. L. Hull, *Org. Lett.* **2015**, *17*, 3236–3239.
- [28] V. V. Grushin, H. Alper, *Organometallics* **1993**, *12*, 3846–3850.
- [29] L. Åkerbladh, L. R. Odell, *J. Org. Chem.* **2016**, *81*, 2966–2973.
- [30] J. Spencer, N. Anjum, H. Patel, R. P. Rathnam, J. Verma, *Synlett* **2007**, *16*, 2557–2558.
- [31] I. Pri-bar, O. Buchman, *J. Org. Chem.* **1988**, *53*, 624–626.
- [32] X.-F. Wu, H. Neumann, M. Beller, *Chem. Eur. J.* **2010**, *16*, 9750–9753.
- [33] T. T. Dang, Y. Zhu, J. S. Y. Ngiam, S. C. Ghosh, A. Chen, A. M. Seayad, *ACS Catal.* **2013**, *3*, 1406–1410.
- [34] C. Amatore, M. Azzabi, A. Jutand, *J. Am. Chem. Soc.* **1991**, *113*, 8375–8384.
- [35] C. Amatore, A. Jutand, A. Suarez, *J. Am. Chem. Soc.* **1993**, *115*, 9531–9541.
- [36] J. R. Martinelli, T. P. Clark, D. A. Watson, R. H. Munday, S. L. Buchwald, *Angew. Chem. Int. Ed.* **2007**, *46*, 8460–8463; *Angew. Chem.* **2007**, *119*, 8612–8615.
- [37] L. R. Odell, J. Sävmarker, M. Larhed, *Tetrahedron Lett.* **2008**, *49*, 6115–6118.
- [38] A. Wiéckowska, R. Fransson, L. R. Odell, M. Larhed, *J. Org. Chem.* **2011**, *76*, 978–981.
- [39] P. Gautam, B. M. Bhanage, *Catal. Sci. Technol.* **2015**, *5*, 4663–4702.
- [40] S. D. Friis, A. T. Lindhardt, T. Skrydstrup, *Acc. Chem. Res.* **2016**, *49*, 594–605.
- [41] P. Bovonsombat, J. Leykajarakul, C. Khan, K. Pla-on, M. M. Krause, P. Khanthapura, R. Ali, N. Doowa, *Tetrahedron Lett.* **2009**, *50*, 2664–2667.
- [42] B. Schmidt, M. Riemer, M. Karras, *J. Org. Chem.* **2013**, *78*, 8680–8688.
- [43] In a related aminocarbonylation process it was shown that two CO molecules were released from the Mo(CO)₆ complex; see J. Wannberg, M. Larhed, *J. Org. Chem.* **2003**, *68*, 5750–5753.
- [44] B. S. Lane, D. Sames, *Org. Lett.* **2004**, *6*, 2897–2900.

Received: July 10, 2017


Revised manuscript received: July 24, 2017

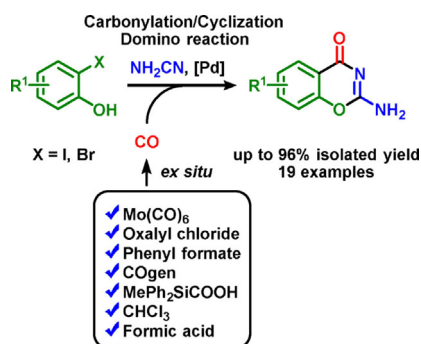
Version of record online ■ ■ ■, 2017

FULL PAPERS

L. Åkerbladh, S. Y. Chow, L. R. Odell,*
M. Larhed*



 **Synthesis of 4*H*-Benzo[*e*][1,3]oxazin-4-ones by a Carbonylation–Cyclization Domino Reaction of *ortho*-Halophenols and Cyanamide**



The domino effect: Sequential carbonylative coupling of *ortho*-halophenols with cyanamide followed by intramolecular cyclization can be used to conveniently prepare 4*H*-benzo[*e*][1,3]oxazin-4-ones. Moreover, the methodology is applicable to several readily available CO-releasing reagents making this a highly attractive synthetic route to a variety of 4*H*-benzo[*e*][1,3]oxazin-4-ones.