

Switching between attractive and repulsive Coulomb-interaction-mediated drag in an ambipolar GaAs/AlGaAs bilayer device

B. Zheng, A. F. Croxall, J. Waldie, K. Das Gupta, F. Sfigakis, I. Farrer, H. E. Beere, and D. A. Ritchie

Citation: *Appl. Phys. Lett.* **108**, 062102 (2016); doi: 10.1063/1.4941760

View online: <http://dx.doi.org/10.1063/1.4941760>

View Table of Contents: <http://aip.scitation.org/toc/apl/108/6>

Published by the [American Institute of Physics](#)

Articles you may be interested in

[A complete laboratory for transport studies of electron-hole interactions in GaAs/AlGaAs ambipolar bilayers](#)
Applied Physics Letters **110**, 072105 (2017); 10.1063/1.4976505

[Non-invasive charge detection in surface-acoustic-wave-defined dynamic quantum dots](#)
Applied Physics Letters **109**, 183501 (2016); 10.1063/1.4966667

[Electrically driven and electrically tunable quantum light sources](#)
Applied Physics Letters **110**, 071102 (2017); 10.1063/1.4976197

[Compositional analysis of GaAs/AlGaAs heterostructures using quantitative scanning transmission electron microscopy](#)
Applied Physics Letters **103**, 232111 (2013); 10.1063/1.4838556

[High-resolution error detection in the capture process of a single-electron pump](#)
Applied Physics Letters **108**, 023502 (2016); 10.1063/1.4939250

[Ultrafast voltage sampling using single-electron wavepackets](#)
Applied Physics Letters **110**, 102105 (2017); 10.1063/1.4978388



5 Electronic Measurement Pitfalls to Avoid

Get the whitepaper

Switching between attractive and repulsive Coulomb-interaction-mediated drag in an ambipolar GaAs/AlGaAs bilayer device

B. Zheng,¹ A. F. Croxall,¹ J. Waldie,^{1,a)} K. Das Gupta,^{1,2} F. Sfigakis,¹ I. Farrer,^{1,b)} H. E. Beere,¹ and D. A. Ritchie¹

¹*Cavendish Laboratory, University of Cambridge, J.J. Thomson Avenue, Cambridge CB3 0HE, United Kingdom*

²*Department of Physics, Indian Institute of Technology Bombay, Mumbai 400076, India*

(Received 27 November 2015; accepted 29 January 2016; published online 9 February 2016)

We present measurements of Coulomb drag in an ambipolar GaAs/AlGaAs double quantum well structure that can be configured as both an electron-hole bilayer and a hole-hole bilayer, with an insulating barrier of only 10 nm between the two quantum wells. Coulomb drag resistivity is a direct measure of the strength of interlayer particle-particle interactions. We explore the strongly interacting regime of low carrier densities (2D interaction parameter r_s up to 14). Our ambipolar device design allows a comparison between the effects of the attractive electron-hole and repulsive hole-hole interactions and also shows the effects of the different effective masses of electrons and holes in GaAs. © 2016 AIP Publishing LLC. [<http://dx.doi.org/10.1063/1.4941760>]

Bilayer systems consisting of closely spaced two-dimensional (2D) electron or hole gases have attracted intense interest because they are expected to support novel phases stabilised by interlayer Coulomb interactions, such as an excitonic superfluid, coupled Wigner crystals, and charge density waves.^{1–6} In particular, the electron-hole bilayer is predicted to form a superfluid coherent state of excitons (electron-hole pairs) at low enough temperature and interlayer separation. Signs of such an excitonic condensate have been observed in optically generated electron-hole bilayers,^{2,7} and in electron-electron or hole-hole bilayers in magnetic fields, where each layer contains a half-filled Landau level of electrons or holes.¹ However, it has proved very challenging to fabricate stable electron-hole bilayers in zero magnetic field with sufficiently small interlayer separation for the formation of excitonic states while maintaining a sufficiently low interlayer leakage current to avoid electron-hole recombination.

The strength of interlayer interactions in a 2D bilayer can be probed using Coulomb drag experiments, where a current driven through one layer gives rise to an open-circuit voltage in the other layer because interlayer interactions transfer momentum from the current-carrying layer to the open-circuit layer.⁸ As well as the direct interlayer Coulomb interaction, such studies have shown evidence of phonon- and plasmon-mediated^{9,10} interactions, and of the effects of particle-particle correlations at low densities.^{11–14} Coulomb drag measurements of electron-hole bilayers¹⁵ have shown some evidence suggesting a non-Fermi-liquid phase at low temperatures, but these results are not fully understood yet.^{16–18}

In this letter, we report measurements of Coulomb drag in an electron-hole (e-h) bilayer device that can also be operated as a hole-hole (h-h) bilayer. We compare both the magnitude and the density dependence of the electron-hole and hole-hole drag and find that the differences between the two

cases can be largely explained based on the different effective masses of the electrons and holes. At the lowest electron and hole densities, the drag shows evidence of significant Coulomb-interaction-driven correlations. Coupled with theoretical modelling, these observations of ambipolar drag should highlight the differences between the effects of attractive e-h and repulsive h-h interactions in bilayer systems.

Our device, illustrated in Fig. 1, is based on an undoped GaAs/AlGaAs double quantum well (DQW) structure grown by molecular beam epitaxy (MBE) on the (100) surface of a semi-insulating (SI) GaAs substrate. Both GaAs quantum wells (QWs) have a width of 15 nm, and are separated by a 10-nm-wide Al_{0.9}Ga_{0.1}As barrier, giving a mean interlayer separation of $d \approx 25$ nm. A 2D hole gas (2DHG) can be induced in both quantum wells using negative voltages applied to metallic gates on the front and back of the sample. A positive back-gate voltage can also induce a 2D electron gas (2DEG) in the lower quantum well, when an interlayer

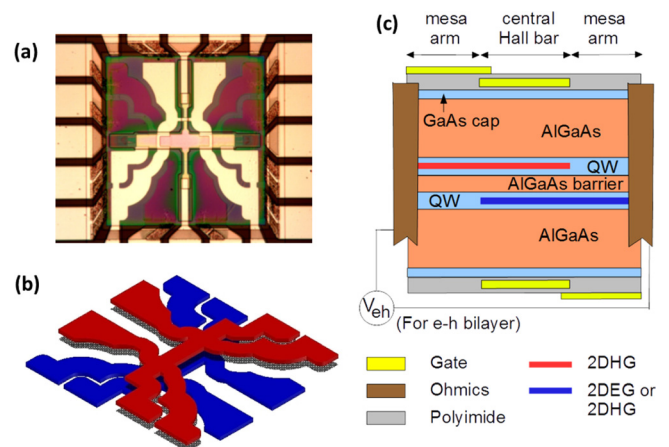


FIG. 1. (a) Optical image of the back side of the ambipolar bilayer device; due to the small device thickness ($<1 \mu\text{m}$), the front-side features can also be seen. (b) Schematic of the geometry of the two overlapping 2D gases. (c) Cross-section view of the device, showing the MBE-grown GaAs/AlGaAs layer structure.

^{a)}E-mail: jw353@cam.ac.uk

^{b)}Present address: Department of Electronic and Electrical Engineering, University of Sheffield, Sheffield S1 3JD, United Kingdom.

bias $V_{\text{eh}} = 1.512$ V is applied between the separate ohmic contacts to the two layers. In order for the back gates to be effective, the SI GaAs substrate is removed, leaving only 300 nm of undoped $\text{Al}_{0.33}\text{Ga}_{0.67}\text{As}$ and a 10-nm GaAs cap on either side of the DQW. We vary the hole density in the front layer, p_1 , and the electron and hole densities in the back layer, n_2 and p_2 , between 4×10^{10} and $8 \times 10^{10} \text{ cm}^{-2}$. For these densities, the 2DEG interaction parameter $r_{s,e}$ ranges from 2.0 to 2.8, while for the 2DHG $r_{s,h}$ ranges from 10 to 14. $r_{s,e(h)}$ is the ratio of the intralayer e-e (h-h) Coulomb interaction energy to the 2DEG(2DHG) Fermi energy, and is given by $r_{s,e(h)} = m_{e(h)}^* e^2 / 4\pi\epsilon_0\epsilon_r \hbar^2 \sqrt{\pi n(p)}$, where $m_{e(h)}^*$ is the electron(hole) effective mass and $\epsilon_r = 12.9$ is the GaAs dielectric constant. The carrier mobilities are in excess of $10^5 \text{ cm}^2 \text{ V}^{-1} \text{ s}^{-1}$ for both electrons and holes for the range of densities studied.

Our device fabrication procedure is similar to that used by Croxall *et al.* to fabricate a symmetrically gated ambipolar single QW structure.¹⁹ A Hall bar mesa with twelve arms is defined by chemical etching. P-type ohmic contacts (AuBe alloy, annealed at 500 °C for 3 min) are placed at the ends of each arm, and n-type contacts (AuGeNi alloy, annealed at 470 °C for 2 min) are also placed at the ends of six of the arms. Insulated metal (Ti/Au) gates are patterned over the center of the Hall bar and the six mesa arms that have only p-type contacts. These gates induce the 2DHG in the upper QW. The insulator is a photodefineable polyimide (HD Microsystems HD4104). The SI GaAs substrate is then removed using the epoxy-bond-and-stop-etch procedure.²⁰ This process combines mechanical lapping with a three-stage chemical etch, with the thinned sample embedded top-side-down on a thin layer of epoxy and supported by a host substrate. Insulated metal gates are patterned on the back of the sample, overlapping the center of the Hall bar and the six mesa arms that have both n-type and p-type contacts. Depending on the sign of the bias applied to the back-side gates, a 2DEG or 2DHG can be induced in the lower QW. Via holes are etched to allow electrical contact to the ohmic contacts and front-side gates. We note that Seamons *et al.* have previously used a similar procedure to fabricate electron-hole bilayers, but in their samples the polarity of each layer was fixed.²¹

For Coulomb drag measurements, the sample is cooled in a sorption-pumped ^3He cryostat to temperature T between 0.3 and 4.5 K. An a.c. excitation current I_{ex} of 10 nA rms at 12 Hz is passed through one layer and the resulting drag voltage V_{D} in the other layer is recorded using standard phase-sensitive-detection techniques. We then calculate the drag resistivity $\rho_{\text{D}} = (V_{\text{D}}/I_{\text{ex}})/(l/w)$, where $w = 60 \mu\text{m}$ is the width of the Hall bar and $l = 250$ or $500 \mu\text{m}$ is the distance between the voltage probes. We performed the standard checks to verify that the measured resistivity is a true Coulomb drag signal.⁸ The voltage V_{D} scales linearly with I_{ex} and (l/w) . ρ_{D} obeys the Onsager reciprocity condition, i.e., it is unaffected by interchanging the current and voltage probes between the layers.²² The interlayer leakage current is less than 100 pA when the sample is biased as an e-h bilayer, and far less than this is the h-h bilayer case. We have obtained similar results from two samples on repeated cool downs of each sample. In the results presented here, we do not see the non-reciprocal low-temperature upturn of the e-h drag that has previously

been reported in e-h bilayers.^{16,17} The reasons for this difference from previous results are the subject of on-going investigations.

In Figure 2, we compare the e-h and h-h drag resistivities, ρ_{eh} and ρ_{hh} , for the case of equal carrier densities in both layers. For the range of densities and temperatures studied, we find that ρ_{hh} exceeds ρ_{eh} by a factor between 3 and 4. We can also compare our results to those of Kellogg *et al.*, who measured the electron-electron (e-e) drag (ρ_{ee}) in a GaAs/AlGaAs device with very similar parameters to ours.¹¹ The ρ_{eh} data in Fig. 2(a) are approximately 4 times larger than the ρ_{ee} results in Ref. 11. Thus, we have $\rho_{\text{hh}} > \rho_{\text{eh}} > \rho_{\text{ee}}$.

We believe our observation of $\rho_{\text{hh}} > \rho_{\text{eh}}$ is linked to the mass asymmetry between electrons and holes in GaAs. While $m_e^* = 0.067m_0$ (m_0 is the free-electron mass), the effective hole mass is much larger, $m_h^* \approx 5m_e^*$. For Fermi liquids, in the linear-response regime and to lowest order in the interlayer interaction, the Coulomb drag resistivity is given by²³⁻²⁵

$$\rho_{\text{D}} = \frac{\hbar^2}{8\pi^2 e^2 n_1 n_2 k_{\text{B}} T} \int_0^\infty q^3 dq \times \int_0^\infty d\omega |V_{12}(q, \omega)|^2 \frac{\text{Im}[\chi_1(q, \omega)] \text{Im}[\chi_2(q, \omega)]}{\sinh^2(\hbar\omega/2k_{\text{B}}T)}, \quad (1)$$

where $n_{1(2)}$ is the electron or hole density in layer 1(2), $\chi_{1(2)}(q, \omega)$ is the non-interacting susceptibility of layer 1(2), and $V_{12}(q, \omega)$ is the dynamically screened interlayer Coulomb interaction. In the limit of low temperature ($T \ll T_{\text{F}}$ where T_{F} is the Fermi temperature) and large layer separation ($k_{\text{F}}d \gg 1$, where k_{F} is the Fermi wavevector), and at high densities ($r_s \lesssim 1$), where the Thomas-Fermi theory of screening is valid, Eq. (1) gives^{23,25}

$$\rho_{\text{D}} = \frac{\pi^2 \zeta(3)}{16} \frac{\hbar}{e^2} \left(\frac{\epsilon_0 \epsilon_r k_{\text{B}} T}{e^2} \right)^2 \frac{1}{(n_1 n_2)^{3/2} d^4}. \quad (2)$$

In this limit, ρ_{D} is independent of the mass of the particles, because the mass dependences of the factors $\text{Im}[\chi_1(q, \omega)]$, $\text{Im}[\chi_2(q, \omega)]$ and $|V_{12}(q, \omega)|^2$ in Eq. (1) cancel with one

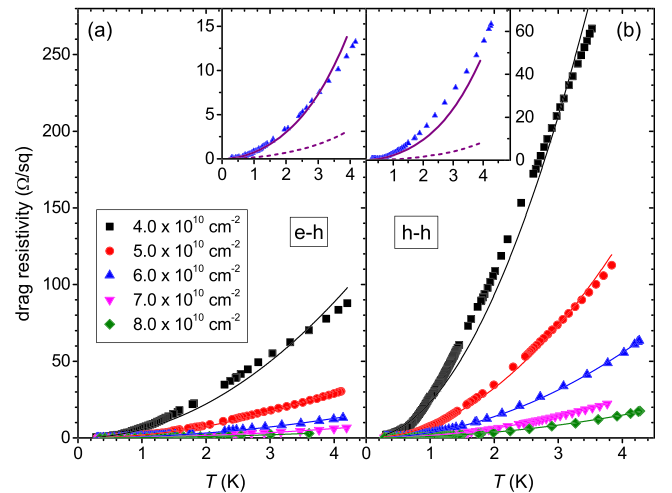


FIG. 2. Temperature dependence of the drag resistivities (a) ρ_{eh} and (b) ρ_{hh} , when both layers have equal carrier densities, as given by the legend in (a); solid lines are fits of $\rho_{\text{eh(hh)}} \propto T^2$. Insets compare ρ_{eh} and ρ_{hh} at $p_1 = p_2(n_2) = 6 \times 10^{10} \text{ cm}^{-2}$ with theoretical predictions using the RPA (dashed line) and Hubbard (solid line) models.

another. However, our device is far from this limit, especially in the hole layer. The large hole mass has two consequences. First, the hole Fermi temperature $T_{F,h}$ is much lower than the electron Fermi temperature $T_{F,e}$ at the same density. For our lowest density, $T_{F,e} = 16.4$ K while $T_{F,h} = 3.3$ K. This greatly enhances the effects of thermal excitations in the 2DHG, which weaken the screening of the interlayer Coulomb interaction and, therefore, enhance the drag. Second, the lower kinetic energy of holes increases the effects of intralayer Coulomb interactions in the hole layers, leading to significant Coulomb-driven correlations between holes in the same layer. These correlations also reduce the ability of the 2DHG to screen the interlayer Coulomb interaction, further increasing the drag.

In the main panels of Fig. 2, the solid lines are fits to the data of a quadratic temperature dependence $\rho_{\text{eh(hh)}} \propto T^2$. This temperature dependence is expected for drag between nearly degenerate 2D Fermi liquids which is dominated by small-angle scattering due to the interlayer Coulomb interaction.²³ At densities below $5 \times 10^{10} \text{ cm}^{-2}$, we observe significant deviations from a quadratic temperature dependence for both ρ_{eh} and ρ_{hh} . Similar deviations have been observed in low-density closely spaced e-e and h-h bilayers,^{11,12} and explained in Refs. 13 and 14. Factors contributing to these deviations include the partial degeneracy of our 2DHGs (i.e., $T \approx T_{F,h}$), exchange and correlation effects (since $r_{s,h} \gg 1$), large-angle interlayer scattering (since we have $k_F d \approx 1$), and perhaps variations of the 2DEG(HG) conductivity with temperature.¹⁴

In the insets of Fig. 2, we compare the measured ρ_{eh} and ρ_{hh} with the predictions of Eq. (1), for $p_1 = p_2(n_2) = 6 \times 10^{10} \text{ cm}^{-2}$. Thermal effects are included within the temperature dependence of the susceptibilities $\chi_{1(2)}(q, \omega)$.²⁶ We treat the screened interlayer Coulomb interaction using both the random-phase approximation (RPA, dashed lines) and the zero-temperature Hubbard approximation (HA, solid lines).²⁷ While the RPA neglects any correlations between the particles, the HA accounts for the exchange interaction between particles of the same spin in the same layer, which tends to increase the spacing between such particles. However, neither model incorporates Coulomb-driven intralayer or interlayer correlations. The results in Fig. 2 show that, for $p_1 = p_2(n_2) = 6 \times 10^{10} \text{ cm}^{-2}$, the HA gives a reasonable approximation to the measured drag, while the RPA significantly underestimates it. This is in agreement with previous results.^{12,14,25} Therefore, the measured drag is consistent with the electron and hole layers remaining in the (partially degenerate) Fermi-liquid regime. However, it is evident in Fig. 2 that the HA does not completely describe the temperature dependence of ρ_{eh} and ρ_{hh} . We will now show that it also fails to describe the density dependence.

In Fig. 3, we explore the density dependence of ρ_{eh} and ρ_{hh} , by keeping the density of one layer fixed at $7 \times 10^{10} \text{ cm}^{-2}$ and varying the density in the other layer. The data in Fig. 3 are taken at $T = 1.4$ K, but we find similar results in the range 0.3–2.7 K. In the electron-hole case [Fig. 3(a)], we find $\rho_{\text{eh}} \propto p_1^\alpha$ with $\alpha = -3.0$ and $\rho_{\text{eh}} \propto n_2^\beta$ with $\beta_2 = -1.6$, i.e., the drag is much more sensitive to the hole density than the electron density. The inset to Fig. 3(a) shows the dependence of ρ_{eh} on p_1 (or n_2) for matched densities ($p_1 = n_2$), and we find

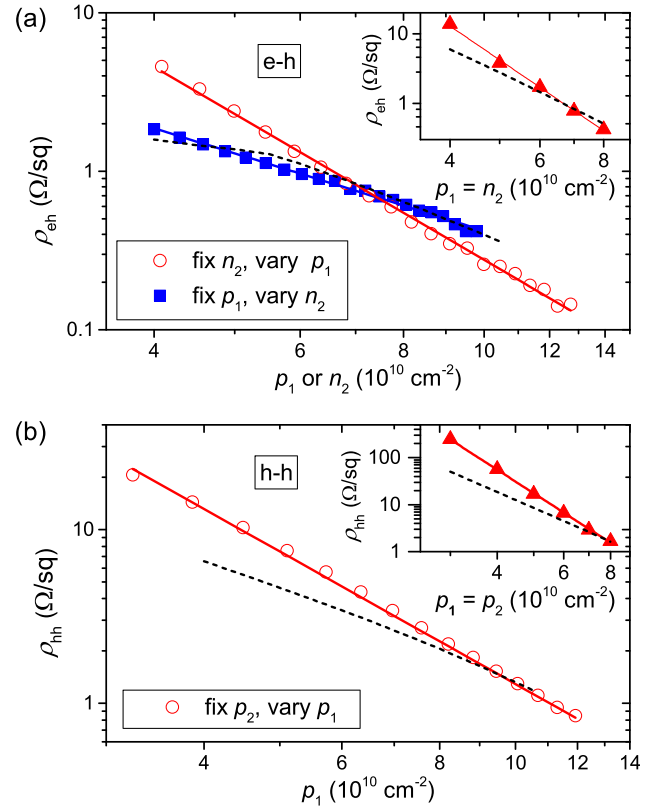


FIG. 3. Density dependence of (a) ρ_{eh} and (b) ρ_{hh} at $T = 1.4$ K. Main plots: the density of one layer is fixed at $7 \times 10^{10} \text{ cm}^{-2}$ while the density of the other layer is varied. Insets: both layer densities are kept equal. Solid lines show power-law fits to the experimental data. Dashed lines show the prediction of Eq. (1) using the HA.

$\rho_{\text{eh}} \propto (p_1 = n_2)^\gamma$ with $\gamma = -5.0$. The small difference between γ and $\alpha + \beta$ may be linked to a slight density dependence of the exponents, and this requires further investigation. For ρ_{hh} [Fig. 3(b)], we find the same dependence on the densities of both layers, $\rho_{\text{hh}} \propto (p_1 p_2)^\delta$ with $\delta = -2.65$, in agreement with previous results.¹²

The dashed lines in Fig. 3 show the predicted density dependence based on Eq. (1), using the zero-temperature HA. This model predicts a very similar dependence of ρ_{eh} and ρ_{hh} on both the electron and hole densities, $\rho_{\text{eh}} \propto p_1^{-1.7} n_2^{-1.6}$ and $\rho_{\text{eh}} \propto (p_1 p_2)^{-1.8}$. Therefore the zero-temperature HA explains the dependence of ρ_{eh} on the electron density n_2 . This is as expected, because the 2DEG in our system has $T_{F,e} \gg T$ and $r_s \sim 1$. In contrast, both ρ_{eh} and ρ_{hh} depend much more strongly on the 2DHG density than predicted by the zero-temperature HA, because the screening of the interlayer interaction is significantly weakened by thermal excitations and Coulomb-driven intralayer correlations in the hole layers and these effects become more pronounced as p_1 and p_2 are lowered.

We note that Fig. 3 shows no evidence of enhancement of either ρ_{eh} or ρ_{hh} for the condition of matched layer densities. Such an enhancement can occur if there is a significant contribution to the drag from bilayer plasmon modes¹⁰ or phonon-mediated interactions.⁹ Therefore we do not believe either mechanism to be significant in our system.

It is clear from our results that Coulomb-driven intralayer correlations in the 2DHG significantly affect the e-h and h-h drag. However, it is not clear whether the drag shows

evidence of interlayer correlations, which may be a precursor to a transition to a non-Fermi-liquid phase. In the e-h bilayer, the attractive interlayer interaction should lead to an increased probability of finding an electron close to a hole and therefore reduced screening of the interlayer interaction and stronger drag. In the h-h bilayer, the repulsive interlayer interaction would have the opposite effect. There is a need for more detailed modelling of our ambipolar system, including the effects of Coulomb-driven intralayer and interlayer correlations, using schemes such as the effective-interaction theories of Refs. 13 and 28. Comparison of these models with the experimental results should reveal whether the bilayer system is close to the onset of a new phase.

In conclusion, we have demonstrated the measurement of Coulomb drag in an ambipolar device that can be operated both as an electron-hole and a hole-hole bilayer. The hole-hole drag is much stronger than the electron-hole drag, and the drag is more sensitive to the density of the holes than the electrons. We attribute these observations to the large effective hole mass, which makes the effects of thermal excitations and intralayer particle-particle correlations much stronger in the hole layers than the electron layer. We believe that a more detailed comparison of ambipolar drag with theoretical models should reveal whether the bilayer system is close to a transition to one of the many predicted non-Fermi-liquid 2D bilayer states.

This work was financially supported by the UK Engineering and Physical Sciences Research Council. A.F.C. acknowledges financial support from Trinity College, Cambridge, and IF from Toshiba Research Europe. The data presented in this letter can be accessed at <https://www.repository.cam.ac.uk/handle/1810/253191>.

- ¹J. P. Eisenstein and A. H. MacDonald, "Bose-einstein condensation of excitons in bilayer electron systems," *Nature* **432**, 691–694 (2004).
- ²L. V. Butov, "Cold exciton gases in coupled quantum well structures," *J. Phys.: Condens. Matter* **19**, 295202 (2007).
- ³Yu. E. Lozovik and V. Yudson, "A new mechanism for superconductivity: pairing between spatially separated electron and holes," *Sov. Phys. JETP* **44**, 389–397 (1976).
- ⁴L. Świerkowski, D. Neilson, and J. Szymański, "Enhancement of Wigner crystallization in multiple-quantum-well structures," *Phys. Rev. Lett.* **67**, 240–243 (1991).
- ⁵S. De Palo, F. Rapisarda, and G. Senatore, "Excitonic condensation in a symmetric electron-hole bilayer," *Phys. Rev. Lett.* **88**, 206401 (2002).
- ⁶H. Min, R. Bistritzer, J.-J. Su, and A. H. MacDonald, "Room-temperature superfluidity in graphene bilayers," *Phys. Rev. B* **78**, 121401 (2008).
- ⁷A. A. High, J. R. Leonard, M. Remeika, L. V. Butov, M. Hanson, and A. C. Gossard, "Condensation of excitons in a trap," *Nano Lett.* **12**, 2605–2609 (2012).

- ⁸T. J. Gramila, J. P. Eisenstein, A. H. MacDonald, L. N. Pfeiffer, and K. W. West, "Mutual friction between parallel two-dimensional electron systems," *Phys. Rev. Lett.* **66**, 1216–1219 (1991).
- ⁹T. J. Gramila, J. P. Eisenstein, A. H. MacDonald, L. N. Pfeiffer, and K. W. West, "Evidence for virtual-phonon exchange in semiconductor heterostructures," *Phys. Rev. B* **47**, 12957–12960 (1993).
- ¹⁰N. P. R. Hill, J. T. Nicholls, E. H. Linfield, M. Pepper, D. A. Ritchie, G. A. C. Jones, B. Y.-K. Hu, and K. Flensberg, "Correlation effects on the coupled plasmon modes of a double quantum well," *Phys. Rev. Lett.* **78**, 2204–2207 (1997).
- ¹¹M. Kellogg, J. Eisenstein, L. Pfeiffer, and K. West, "Evidence for $2k_f$ electron-electron scattering processes in coulomb drag," *Solid State Commun.* **123**, 515–519 (2002).
- ¹²R. Pillarisetty, H. Noh, D. C. Tsui, E. P. De Poortere, E. Tutuc, and M. Shayegan, "Frictional drag between two dilute two-dimensional hole layers," *Phys. Rev. Lett.* **89**, 016805 (2002).
- ¹³A. Yurtsever, V. Moldoveanu, and B. Tanatar, "Many-body effects in the Coulomb drag between low density electron layers," *Solid State Commun.* **125**, 575–579 (2003).
- ¹⁴E. H. Hwang, S. D. Sarma, V. Braude, and A. Stern, "Frictional drag in dilute bilayer 2D hole systems," *Phys. Rev. Lett.* **90**, 086801 (2003).
- ¹⁵U. Sivan, P. M. Solomon, and H. Shtrikman, "Coupled electron-hole transport," *Phys. Rev. Lett.* **68**, 1196–1199 (1992).
- ¹⁶A. F. Croxall, K. Das Gupta, C. A. Nicoll, M. Thangaraj, H. E. Beere, I. Farrer, D. A. Ritchie, and M. Pepper, "Anomalous coulomb drag in electron-hole bilayers," *Phys. Rev. Lett.* **101**, 246801 (2008).
- ¹⁷J. A. Seamons, C. P. Morath, J. L. Reno, and M. P. Lilly, "Coulomb drag in the exciton regime in electron-hole bilayers," *Phys. Rev. Lett.* **102**, 026804 (2009).
- ¹⁸R. V. Gorbachev, A. K. Geim, M. I. Katsnelson, K. S. Novoselov, T. Tudorovskiy, I. V. Grigorieva, A. H. MacDonald, S. V. Morozov, K. Watanabe, T. Taniguchi, and L. A. Ponomarenko, "Strong coulomb drag and broken symmetry in double-layer graphene," *Nat. Phys.* **8**, 896–901 (2012).
- ¹⁹A. F. Croxall, B. Zheng, F. Sfigakis, K. Das Gupta, I. Farrer, C. A. Nicoll, H. E. Beere, and D. A. Ritchie, "Demonstration and characterization of an ambipolar high mobility transistor in an undoped GaAs/AlGaAs quantum well," *Appl. Phys. Lett.* **102**, 082105 (2013).
- ²⁰M. Weckwerth, J. Simmons, N. Harff, M. Sherwin, M. Blount, W. Baca, and H. Chui, "Epoxy bond and stop-etch (EBASE) technique enabling backside processing of (Al)GaAs heterostructures," *Superlattices Microstruct.* **20**, 561–567 (1996).
- ²¹J. A. Seamons, D. R. Tibbetts, J. L. Reno, and M. P. Lilly, "Undoped electron-hole bilayers in a GaAs/AlGaAs double quantum well," *Appl. Phys. Lett.* **90**, 052103 (2007).
- ²²H. B. G. Casimir, "On Onsager's principle of microscopic reversibility," *Rev. Mod. Phys.* **17**, 343–350 (1945).
- ²³A.-P. Jauho and H. Smith, "Coulomb drag between parallel two-dimensional electron systems," *Phys. Rev. B* **47**, 4420–4428 (1993).
- ²⁴L. Zheng and A. H. MacDonald, "Coulomb drag between disordered two-dimensional electron-gas layers," *Phys. Rev. B* **48**, 8203–8209 (1993).
- ²⁵E. H. Hwang and S. Das Sarma, "Transport and drag in undoped electron-hole bilayers," *Phys. Rev. B* **78**, 075430 (2008).
- ²⁶P. F. Maldague, "Many-body corrections to the polarizability of the two-dimensional electron gas," *Surf. Sci.* **73**, 296–302 (1978).
- ²⁷M. Jonson, "Electron correlations in inversion layers," *J. Phys. C: Solid State Phys.* **9**, 3055 (1976).
- ²⁸L. Świerkowski, J. Szymański, and Z. W. Gortel, "Coupled electron-hole transport: Beyond the mean field approximation," *Phys. Rev. Lett.* **74**, 3245–3248 (1995).