





## Does sex matter? Gender-specific responses to forest fragmentation in Neotropical bats

Ricardo Rocha<sup>1,2,3,8,\*</sup> , Diogo F. Ferreira<sup>1,2,\*</sup> , Adrià López-Baucells<sup>1,2,4,5</sup> , Fábio Z. Farneda<sup>1,2,6</sup>, João M. B. Carreiras<sup>7</sup>, Jorge M. Palmeirim<sup>1,2</sup>, and Christoph F. J. Meyer<sup>1,2,5</sup> 

<sup>1</sup> Centre for Ecology, Evolution and Environmental Changes, Faculty of Sciences, University of Lisbon, 1749-016, Lisbon, Portugal

<sup>2</sup> Biological Dynamics of Forest Fragments Project, National Institute for Amazonian Research and Smithsonian Tropical Research Institute, 69011-970, Manaus, Brazil

<sup>3</sup> Metapopulation Research Centre, Faculty of Biosciences, University of Helsinki, FI-00014, Helsinki, Finland

<sup>4</sup> Museum of Natural Sciences of Granollers, Granollers, Catalonia, 08402, Spain

<sup>5</sup> Ecosystems and Environment Research Centre (EERC), School of Environment and Life Sciences, University of Salford, M5 4WT, Salford, UK

<sup>6</sup> Department of Ecology/PPGE, Federal University of Rio de Janeiro, Rio de Janeiro, 21941-902, Brazil

<sup>7</sup> National Centre for Earth Observation (NCEO), University of Sheffield, S3 7RH, Sheffield, UK

### ABSTRACT

Understanding the consequences of habitat modification on wildlife communities is central to the development of conservation strategies. However, albeit male and female individuals of numerous species are known to exhibit differences in habitat use, sex-specific responses to habitat modification remain little explored. Here, we used a landscape-scale fragmentation experiment to assess, separately for males and females, the effects of fragmentation on the abundance of *Carollia perspicillata* and *Rhinophylla pumilio*, two widespread Neotropical frugivorous bats. We predicted that sex-specific responses would arise from higher energetic requirements from pregnancy and lactation in females. Analyses were conducted independently for each season, and we further investigated the joint responses to local and landscape-scale metrics of habitat quality, composition, and configuration. Although males and females responded similarly to a fragmentation gradient composed by continuous forest, fragment interiors, edges, and matrix habitats, we found marked differences between sexes in habitat use for at least one of the seasons. Whereas the sex ratio varied little in continuous forest and fragment interiors, females were found to be more abundant than males in edge and matrix habitats. This difference was more prominent in the dry season, the reproductive season of both species. For both species, abundance responses to local- and landscape-scale predictors differed between sexes and again, differences were more pronounced in the dry season. The results suggest considerable sex-mediated responses to forest disruption and degradation in tropical bats and complement our understanding of the impacts of fragmentation on tropical forest vertebrate communities.

Abstract in Portuguese is available with online material.

*Key words:* Amazon; edge effects; intraspecific variation; matrix; seasonality; secondary forest; sex differences; spatial scale; vegetation structure.

A RAPIDLY GROWING HUMAN POPULATION AND INCREASING *PER CAPITA* CONSUMPTION ARE LEADING TO WIDESPREAD CONVERSION AND DEGRADATION OF NATURAL HABITATS, FURTHER EXACERBATING THE ALREADY PRECARIOUS STATUS OF THE PLANET'S ECOSYSTEMS (Newbold *et al.* 2016). Habitat fragmentation and degradation rank among the most serious threats responsible for the current biodiversity crisis (Haddad *et al.* 2015, Barlow *et al.* 2016) and their impacts are of particular concern in the mega-diverse tropical forests, home to most of the planet's terrestrial species (Malhi *et al.* 2014).

Understanding species patterns of habitat use and how local habitat quality, as well as landscape composition and

configuration, interact to shape communities in fragmented landscapes is paramount to framing effective conservation strategies (Villard & Metzger 2014). However, within the thriving fragmentation literature, intraspecific differences in species responses to local and landscape-scale characteristics have received little attention. Among those, sex-specific responses have been particularly neglected, despite their overwhelming importance for the dynamics and long-term persistence of natural communities (Frank *et al.* 2016).

Accounting for differences between sexes in the evaluation of animal responses to anthropogenic pressures is important as males and females may differ, sometimes greatly, in key features of their biology such as parental care (*e.g.*, Lucass *et al.* 2016), anti-predator-behavior (*e.g.*, Curlis *et al.* 2016), habitat selection (*e.g.*, Penado *et al.* 2015), and physiological responses to stress

Received 5 January 2017; revision accepted 18 April 2017.

\*Both authors have contributed equally.

<sup>8</sup>Corresponding author; e-mail: ricardo.nature@gmail.com

levels (*e.g.*, Small & Schoech 2015). These dissimilarities can translate into differential susceptibility to fragmentation between sexes and consequently result in locally skewed sex ratios, potentially leading to greater extinction risks (Le Galliard *et al.* 2005, Melbourne & Hastings 2008).

Sexual dimorphism is rare among bats, the second most diverse mammalian order (Altringham 2011). However, gender-specific differences in attributes such as aggressiveness toward conspecifics (Ancillotto & Russo 2014), prey composition (Mata *et al.* 2016), and selection of roosting and foraging areas (Downs *et al.* 2016, Istvanko *et al.* 2016) have been reported for numerous species of mostly temperate bats. Yet, notwithstanding some notable exceptions (*e.g.*, Evelyn & Stiles 2003, Henry & Kalko 2007, Henry *et al.* 2007, Frank *et al.* 2016, Orr *et al.* 2016), differences between sexes in their tropical counterparts remain largely unexplored. However, these differences should be commonplace as tropical bats must also balance their sex-specific energy requirements with the spatiotemporal variability of resources and the compositional and configurational heterogeneity of the landscape (Cisneros *et al.* 2015a, Ferreira *et al.* 2017).

The reproductive phenology of many tropical bats is strongly correlated with environmental conditions and resource availability (Ramos Pereira *et al.* 2010, Durant *et al.* 2013). Still, despite timing their life cycle to match periods of peak food availability, female bats may be constrained by the elevated energetic requirements associated with pregnancy and lactation, which might force them to alter their foraging time budgets and limit their habitat use to the most resource-rich areas (Lintott *et al.* 2014). Although habitat quality might not be as critical to males and non-breeding females (Cryan *et al.* 2000, Senior *et al.* 2005, Henry & Kalko 2007), the former might be affected by higher intra-specific competition, leading to the displacement of poorly competitive same-sex juveniles from resource-rich habitats (Henry *et al.* 2007).

Tropical bats, like numerous other taxa, are affected by fragmentation and habitat degradation (Meyer *et al.* 2016). Their responses have been found to be scale-sensitive, highly species- and ensemble-specific and to vary according to seasonal variation in resource abundance (Cisneros *et al.* 2015a, Arroyo-Rodríguez *et al.* 2016, Chambers *et al.* 2016, Mendes *et al.* 2016, Ferreira *et al.* 2017, Rocha *et al.* 2017a). Matrix type and condition impose influential filters on their local assemblages (Mendenhall *et al.* 2014, Farneda *et al.* 2015, Rodríguez-San Pedro & Simonetti 2015) and local-scale vegetation structure influences species' occurrence and abundance by constraining flight and access to food resources (Marciente *et al.* 2015). However, no study has yet investigated how male and female bats differ in their responses to local and landscape-scale characteristics in fragmented landscapes.

Here, we investigated how the abundance of male and female bats of two of the most common Central Amazonian bats, *Carollia perspicillata* and *Rhinophylla pumilio*, differs along a disturbance gradient composed of continuous primary forest, fragment interiors, forest edges, and secondary forest matrix habitats. In addition, for both species, we examined how male and

female abundance is influenced by vegetation structure (local-scale variable) and, for five spatial scales (250, 500, 750, 1000, and 1500 m), by landscape composition and configuration. We hypothesized that sex ratio would change across the disturbance gradient due to the increased energetic demands of females associated with pregnancy and lactation, and we predicted that capture rate of female bats during the peak reproductive periods would be particularly high in secondary forest due to increased fruit availability. Due to the expectation that sex-specific differences in habitat use reflect seasonal variation in resource availability, we conducted separate analyses for the wet and dry seasons. We anticipated that since reproduction imposes high fluctuations in energetic demands, female–male consistency in the responses of *C. perspicillata* and *R. pumilio* to local and landscape-scale characteristics would vary between dry and wet seasons. Specifically, since the peak pregnancy period of both species in our study area occurs in the dry season (Bernard 2002), we predicted that females, due to higher energetic demands associated with pregnancy, would respond more strongly to compositional metrics (and hence fruit availability) in the dry season, whereas males would present similar responses to local and landscape-scale attributes in both the dry and wet seasons.

## METHODS

**STUDY AREA.**—Fieldwork took place at the Biological Dynamics of Forest Fragments Project (BDFFP), a whole-ecosystem fragmentation experiment located ~80 km north of Manaus (2°25'S, 59°50'W), Brazilian Amazon (Fig. S1) (Laurance *et al.* 2011). The landscape is characterized by a mosaic of continuous *terra firme* forest and primary forest fragments surrounded by a matrix of secondary forest. Primary forest canopy is 30–37 m tall, with emergent trees up to 55 m (Laurance *et al.* 2011). Annual rainfall in the region ranges from 1900 to 3500 mm, with a wet season from November to June (precipitation can exceed 300/mo) and a dry season from July to November (precipitation below 100/mo). Flowering is concentrated in the transition between dry and wet seasons and fruiting peaks at the onset of the wet season (Haugaasen & Peres 2007, Bentos *et al.* 2014). Eleven experimental primary forest fragments categorized into size classes of 1, 10, and 100 ha were isolated in the early 1980s by clearing and, in some cases, also burning the surrounding forest. Fragment distance from continuous forest ranges from 80 to 650 m, and each was re-isolated on three to four occasions prior to this study, most recently between 1999 and 2001 (Laurance *et al.* 2011). The matrix is composed by secondary forests in different successional stages (Carreiras *et al.* 2014) and is dominated mainly by *Vismia* spp. and *Cecropia* spp. (Mesquita *et al.* 2015).

**BAT SAMPLING.**—Sampling was conducted in eight forest fragments (three of 1 ha, three of 10 ha, and two of 100 ha) and nine control sites in three areas of continuous forest (Fig. S1). Bat mist netting took place in the interiors and at the edges of all eight fragments, as well as at eight sites in the adjacent secondary forest matrix, 100 m from the edge of each fragment. A similar

sampling scheme was adopted in continuous forest, whereby nine sites were sampled in the interior, three at the edge, and three in the secondary forest matrix, 100 m from the forest edge. Accordingly, a total of 39 sites were sampled. Distances between interior and edge sites of continuous forest and fragments were, respectively,  $1118 \pm 488$  and  $245 \pm 208$  m (mean  $\pm$  SD).

Bats were sampled during the dry (July to November 2011 and 2012; two visits each year) and wet seasons (February to June 2012 and 2013; two visits each year) using 14 ground-level mist nets ( $12 \times 3$  m, 16 mm mesh, ECOTONE, Poland) in continuous forest and fragment interiors and seven at edge and matrix sites. Mist netting was limited to days with no strong rain or wind, and, for each survey round, visits to the interior, edge, and matrix sites of continuous forest and forest fragments were kept as close apart as logistically feasible. Sampling started at dusk and nets was left open for 6 hours, being revised every  $\sim 20$  min. Capture effort was 10,726 mist-net hours (mnh) in the wet season and 7924 mnh in the dry season (1 mnh equals one 12-m net open for 1 h). Bias in capture rates due to net shyness was avoided by spacing same-site surveys 3–4 weeks apart (Marques *et al.* 2013). Species identification followed Lim and Engstrom (2001) and Gardner (2007) and taxonomy follows the latter. For each captured individual, age was determined by examination of the extent of ossification in the epiphyses of the phalanges and, in the case of adult females, the reproductive state was recorded by palpation (pregnant vs. non-pregnant) and evidence of hair loss around the mamma and milk (lactating vs. non-lactating). All non-phylostomid species other than *Pteronotus parnellii* are poorly sampled with mist nets (Kalko 1998) and were, therefore, excluded from the analyses. For the purpose of this article, we further restricted the analysis to the two species with more than 30 captured adult bats for each sex and season, *Carollia perspicillata* and *Rhinophylla pumilio*. Imperfect species detection can introduce bias into estimates of species occurrence and abundance. We minimized any potential detectability-related biases by (1) focusing on these two abundant understory frugivores which are well-sampled with ground-level mist nets and have been shown to have high detection probabilities even with just two successive site visits (Meyer *et al.* 2011), and by (2) formally including season—an important detection covariate (cf. Meyer *et al.* 2011)—in our analysis (see below).

FEMALE–MALE ABUNDANCE ACROSS THE INTERIOR–EDGE–MATRIX GRADIENT.—Differences in abundance between sexes, seasons (dry and wet), and habitat types (interior, edge, and matrix) were assessed using generalized linear mixed-effects models (GLMMs). For each species, the number of captured individuals was used as response variable (Poisson distribution, log-link function) and sex, season, and habitat type were specified as fixed, interacting effects. Due to the high model complexity when implementing a three-way interaction, we decided to instead use two-way interactions between sex and habitat type for each season separately. Reflecting our nested sampling design and to account for potential autocorrelation between sites within the same location, models included a random term nesting ‘site’ within ‘location’ (the

latter referring to the six research camps at the BDFFP; Fig. S1). Each site’s total capture effort (log number of mnh) was incorporated as a model offset. Significant effects were evaluated for each species via likelihood-ratio tests and multiple comparison tests with Tukey contrasts (adjusted *P* values reported) in the R package ‘*multcomp*’ (Hothorn *et al.* 2014).

FEMALE–MALE RESPONSES TO LOCAL AND LANDSCAPE-SCALE VARIABLES.—*Vegetation structure.*—Vegetation structure was quantified within three 100 m<sup>2</sup> ( $5 \times 20$  m) plots established 5 m from each side of the mist net transects. In each plot, the following variables were quantified: (1) diameter at breast height (dbh); (2) percent canopy cover; (3) number of woody stems (dbh <10 cm); (4) number of trees (dbh  $\geq$  10 cm); (5) number of palms; (6) number of lianas; (7) number of pioneer trees (genera *Vismia* and *Cecropia*); (8) tree height; and (9) vertical foliage density. Since our interest was in the general structure of the vegetation and not in the particular contribution of any of the different vegetation variables quantified, we submitted the vegetation variables to a principal components analysis (PCA). The score values for the first axis (PCA1—explaining 42% of the total variance and representing a gradient from simpler vegetation structure, typical of secondary forests [negative values] to more complex vegetation structure, typical of primary forest [positive values]) were subsequently used as predictor variable for local vegetation structure (LVS). Details regarding the quantification of the vegetation variables and PCA analysis are given in Rocha *et al.* (2017a).

LANDSCAPE COMPOSITION AND CONFIGURATION.—Landscape metrics were obtained from a land cover map of the BDFFP landscape from 2011. The map was based on the analysis of a quasi-annual time series of Landsat Thematic Mapper data (30-m resolution) from the 1970s up to 2011 (Carreiras *et al.* 2014). For this study, the map was classified into four land cover types, representing: (1) continuous primary forest; (2) early-stage secondary forest ( $\leq 5$  yr); (3) intermediate-stage secondary forest (6–15 yr); and (4) advanced-stage secondary forest ( $\geq 16$  yr) (see Carreiras *et al.* 2014 for classification details) (Fig. S2). Selection of metrics of landscape composition and configuration was based on previous analyses of bat–environment relationships (Meyer & Kalko 2008, Klingbeil & Willig 2009, 2010, Avila-Cabadilla *et al.* 2012, Cisneros *et al.* 2015b, Arroyo-Rodríguez *et al.* 2016, Rocha *et al.* 2017a), and metrics were computed for landscape buffers with radii of 250, 500, 750, 1000, and 1500 m surrounding each of the 39 sampling sites. These buffer sizes were chosen as they encompass the home ranges of different-sized bat species and at the same time minimize buffer overlap (Meyer & Kalko 2008). Apart from mean nearest neighbor distance (calculated using the software QGIS), the following metrics were calculated using the R package ‘SDMtools’ (Vanderwal *et al.* 2011) to represent: (A) landscape composition (primary forest cover [PFC], secondary forest cover—initial stage [SFC1], intermediate stage [SFC2], and advanced stage [SFC3]) and (B) landscape configuration (edge density [ED], patch density [PD], mean nearest neighbor distance [MNND], and mean shape index [MSI]). Following McGarigal

(2014), MNND was calculated as the mean of the shortest straight-line distance between the sampling site and each of its nearest neighbors of the same class. When a given buffer contained only one patch of primary forest, we calculated MNND as the distance between that patch and the nearest one in the next larger buffer. See Table S1 for detailed description of landscape metrics.

**RELATIVE IMPORTANCE OF LOCAL AND LANDSCAPE PREDICTORS.**—Independently for each sex and season, we examined the relative importance of local vegetation structure and landscape-scale metrics in affecting species abundance at the five focal spatial scales using Poisson GLMMs. The number of captures at each site was used as response variable and, as above, ‘site’ nested within ‘location’ was included as a random term, and  $\log(\text{effort})$  was included as an offset. Multicollinearity between predictor variables was investigated by calculating (i) variance inflation factors (VIF) and (ii) pairwise Pearson correlations. ‘Severe’ collinearity is present when VIFs  $>10$  (Neter *et al.* 1996); therefore, following Benchimol and Peres (2015), we considered variables with  $\text{VIF} \leq 6$  suitable to be included in the analyses. However, we found that variables with  $\text{VIF} < 6$  differed between spatial scales and the same was found for correlation values with the Pearson  $r > 0.6$ . We consequently dismissed these analyses as the selection of distinct predictors for different buffer sizes would preclude meaningful comparisons between scales. As such, we opted to include all the predictor variables in our GLMMs. Although this can lead to some multicollinearity and consequently jeopardize statistical inference (Dormann *et al.* 2013), we consider that each predictor represents a particular avenue of interaction between ecological mechanisms and bat abundances, and, consequently, omission of predictor variables at a given spatial scale could undermine the estimates of the relative importance for the remaining predictors (Smith *et al.* 2009).

For each species, sex, and spatial scale, separate sets of candidate models were chosen a priori, comprising plausible combinations of local vegetation structure and landscape predictors. The following models were considered (1) all predictors; (2) each predictor individually; (3) local vegetation structure and landscape composition predictors; (4) local vegetation structure and landscape configuration predictors; (5) composition and configuration predictors; (6) composition predictors only; (7) configuration predictors only; (8) secondary forest cover predictors only; (9) local vegetation structure and secondary forest cover predictors; (10) all predictors without secondary forest cover predictors; and (11) all predictors without primary forest cover predictor. GLMMs were fitted in the ‘*lme4*’ package in R (Bates 2010), and selection of the best-fit models was performed through Akaike’s information criterion corrected for small sample sizes (AICc). Model averaging, conducted in the ‘*AICcmodavg*’ package (Mazerolle 2016), was used to obtain parameter estimates for the predictors when multiple models had a  $\Delta\text{AICc} \leq 2$  (Burnham & Anderson 2002). Moran’s  $I$  tests were used to assess potential spatial autocorrelation of the residuals of our best-fit GLMMs. In addition, potential problems with overdispersion were evaluated based on

the appropriate  $\chi^2$  distribution of the ratio between the sum of squared Pearson residuals and the residual degrees of freedom (Bolker *et al.* 2009). For these best-fit models, the relative importance of each predictor was determined through hierarchical partitioning analysis using the ‘*hier.part*’ package (Walsh *et al.* 2013), modified to include ‘ $\log(\text{effort})$ ’ as a model offset (Jeppsson *et al.* 2010). Following Benchimol and Peres (2015) and Rocha *et al.* (2015), hierarchical partitioning analysis was conducted considering only the fixed effects.

For each species and independently for each season, the consistency between predictor variables included in the best models for each sex was calculated via a model consistency index (Gutzwiller & Barrow 2001). This was computed as the number of common predictors with the same direction of effect for each sex in each season, divided by the total number of predictors included in the best-fit models. High between-sex variation in species–environment relationship stands for low model consistency and vice versa.

All analyses were conducted in R v.3.1.3 software (R Development Core Team 2013).

## RESULTS

We captured a total of 3431 adult bats representing 44 species (43 phyllostomids and 1 mormoopid, *P. parnellii*). Females comprised nearly two thirds (2097, 61.1%) of all captures (Table S2). The female–male capture ratio averaged 1.42 ( $\pm 0.1$ , SD) across the different habitat categories for the wet season and 1.83 ( $\pm 0.08$ ) for the dry season.

*Carollia perspicillata* and *R. pumilio* represented, respectively, 50 and 12.2 percent of all captures and were the only two species with more than 30 captures for each sex in the two seasons (Table S2). For *C. perspicillata*, the female–male capture ratio averaged 1.32 ( $\pm 0.12$ , SD) for the wet season and 1.57 ( $\pm 0.37$ ) for the dry season, whereas for *R. pumilio* these figures were, respectively, 2.89 ( $\pm 0.95$ ) and 1.4 ( $\pm 1.01$ ). *Carollia perspicillata* displayed a peak in pregnancy at the middle of the dry season and a second, slightly lower peak in the wet season. However, *R. pumilio* only exhibited a peak in pregnancy in the dry season. For both species, peaks in the capture of pregnant bats were followed by peaks in lactating females (Fig. 1 and Table S3).

**SEX DIFFERENCES IN CAPTURE RATES ACROSS THE INTERIOR-EDGE-MATRIX GRADIENT.**—Both species analyzed exhibited significant effects for the interaction between sex and habitat type for the dry and wet seasons (Table S4). However, for *C. perspicillata*, the differences in the abundance of female and male bats were significant only for the dry season based on multiple pairwise comparisons (Fig. 2; Table S5). Female–male numbers varied especially in edge and matrix habitats, where females tended to outnumber males, with the difference being more pronounced in the dry than in the wet season.

For *C. perspicillata*, significant differences between the number of captured females and males were restricted to the dry season, during which the capture rate of females was always higher



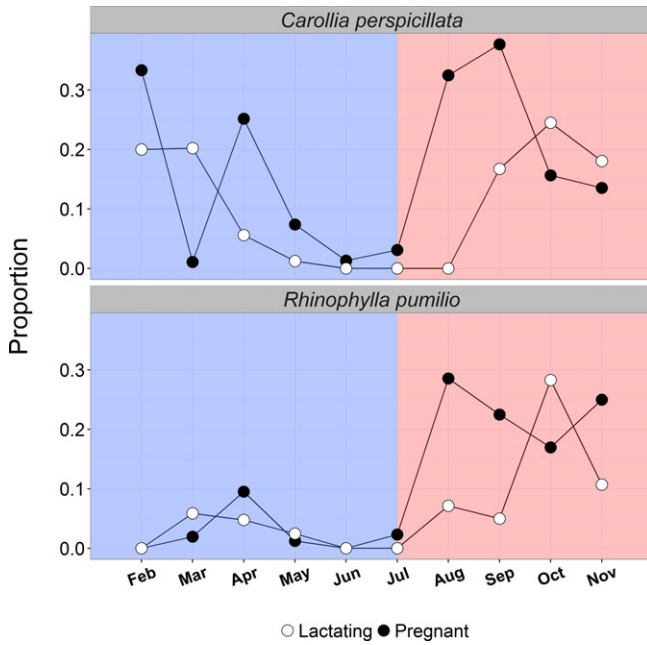


FIGURE 1. Female reproductive phenology of *Carollia perspicillata* and *Rhinophylla pumilio*. Proportions are based on the total number of pregnant or lactating females per total number of adult females captured in each month between July 2011 and June 2013 (note that data are missing for December and January). Background colors: blue, wet season; red, dry season.

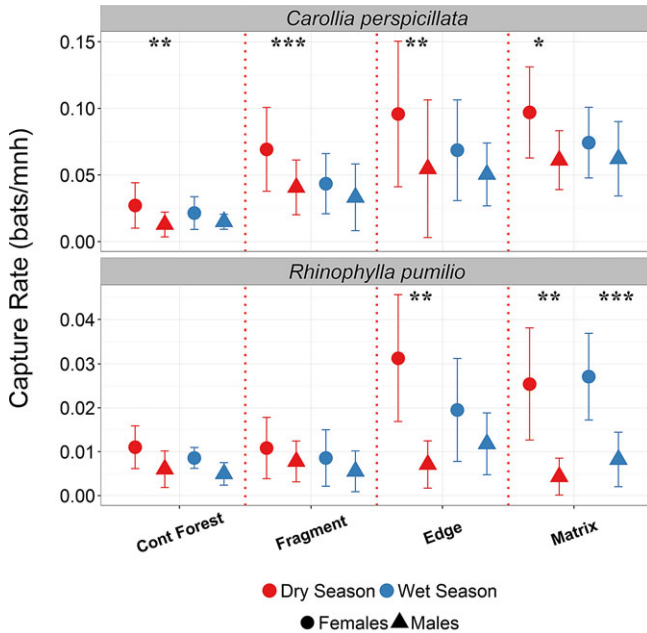


FIGURE 2. Variation in mean ( $\pm$  95% CI) capture rate (bats/mnh) of males and females *Carollia perspicillata* and *Rhinophylla pumilio* across different habitat types in the BDFFP landscape in the dry and wet seasons. Significant differences in capture rates between sexes are indicated as \*\*\* $P < 0.001$ , \*\* $P < 0.01$ , and \* $P < 0.05$ .

than the capture rate of males in all habitats (Fig. 2). However, for *R. pumilio*, females outnumbered males in the matrix during the wet season and at both fragment edges and in the matrix in the dry season.

**SEX DIFFERENCES IN RESPONSES TO LOCAL- AND LANDSCAPE-SCALE VARIABLES.**—The relative importance of vegetation structure and compositional and configurational landscape characteristics differed between sexes for both *C. perspicillata* and *R. pumilio* (Figs. 3 and 4; Tables S6 and S7). None of the GLMMs showed signs of overdispersion (Table S8) or yielded spatially autocorrelated residuals (Table S9), and for both species, model consistency was higher in the wet season (71.4% *C. perspicillata*; 16.7% *R. pumilio*) than in the dry season (22.2% *C. perspicillata*; 0% *R. pumilio*).

For *C. perspicillata*, female abundance in the dry season was nearly exclusively dictated by the amount of PFC, to which the response was negative across all scales. Configurational metrics had no influence at the smallest scales (250 and 500 m) and only patch density was shown to negatively affect abundance at the largest scales ( $\geq 750$  m). For males during the dry season, the influence of vegetation structure and configurational metrics was almost negligible. They were less influenced by PFC, but instead responded more strongly to the amount of secondary forest cover, especially, at larger spatial scales ( $\geq 750$  m) to SFC3. During the wet season, females showed a negative response toward local vegetation structure across all scales and to PFC, patch density and mean shape index at intermediate scales (500, 750, and 1000 m). For these scales, however, the responses to edge density were positive. During this season, male responses nearly mirrored those of females (Fig. 3).

For *R. pumilio*, female abundance during the dry season was nearly exclusively related to local vegetation structure across all scales (negative association). By contrast, male responses were all neutral apart from edge density at the smallest scale, for which the response was positive. During the wet season, local vegetation structure was again the metric with more relevance for females, negatively influencing abundance across all scales. For males, local vegetation structure had also a negative influence, but its relevance slightly decreased with increasing scale. The opposite was true, albeit the direction of the effect was positive, for SFC3 for which there was an increase in predictor relevance from smaller to larger scales (Fig. 4).

## DISCUSSION

Despite the relatively low structural contrast between the advanced secondary vegetation matrix and the adjacent continuous forest, bats at the BDFFP exhibit pronounced assemblage- and ensemble-level responses to interior-edge-matrix fragmentation gradients and local and landscape-scale attributes (Rocha *et al.* 2017a). These responses reflect strong environmental filters that selectively benefit species with specific functional traits associated with reduced fragmentation sensitivity (Farneda *et al.* 2015) and that are modulated by seasonal fluctuations in resource availability (Ferreira *et al.* 2017). Here, we show that in

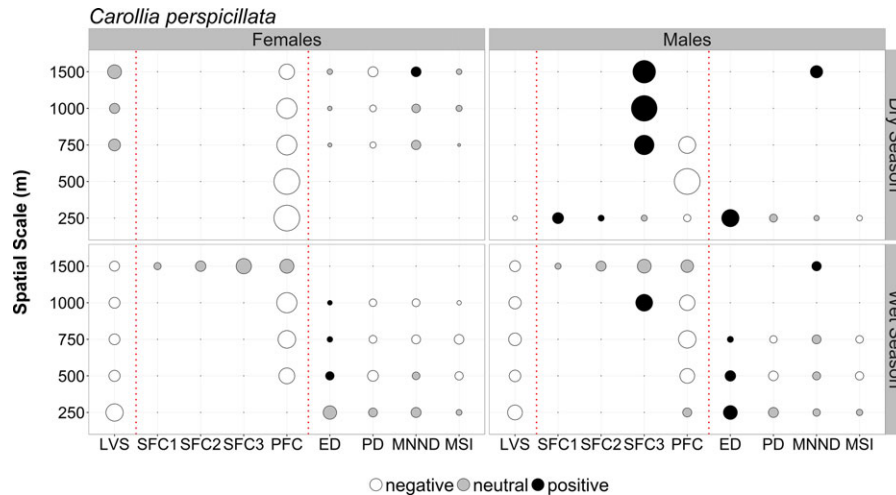


FIGURE 3. Summary results of model averaging of the best-fit generalized linear mixed models (Akaike differences  $<2$  from the best model) exploring the association between local and landscape-scale predictors and the abundance of male and female *Carollia perspicillata* at five focal scales across the BDFFP. Symbol size is proportional to the variation explained by the respective predictor variable based on hierarchical partitioning. Color denotes the direction of the relationship: black = positive; white = negative; gray = neutral (based on the unconditional 95% CIs). LVS, local vegetation structure; PFC, primary forest cover; SFC1, initial secondary forest cover; SFC2, intermediate secondary forest cover; SFC3, advanced secondary forest cover; ED, edge density; PD, patch density; MNND, mean nearest neighbor distance; MSI, mean shape index. Vertical dotted lines separate vegetation structure, compositional, and configurational metrics. See Tables S6 and S7 for additional modeling results.

addition to being trait-mediated and season-modulated, responses of Neotropical bats to fragmentation are sex-specific. Even though our analysis was restricted to two of the locally most abundant frugivorous bat species in our study area, *C. perspicillata* and *R. pumilio*, it is likely that our findings are more generally applicable to a wide range of species.

**FEMALE–MALE RESPONSES TO THE INTERIOR–EDGE–MATRIX GRADIENT.**—Capture rates of *C. perspicillata*, the most abundant phyllostomid species at the BDFFP, were higher for females than males during the dry season at edges and matrix sites and, to a lesser extent, in continuous forest and fragment interiors. During the reproductive period, female bats face higher energetic demands than males (Barclay 1991), and for *C. perspicillata*, the most prominent pregnancy peak occurs during the dry season, whereas lactation peaks during the wet season (Bernard 2002, Durant *et al.* 2013). To compensate for increased energetic demands, females might forage preferentially in the most resource-rich areas (Barclay 1991, Encarnaç o *et al.* 2005), especially in the dry season during which fruit availability is lower (Ramos Pereira *et al.* 2010). Similar to other studies across the species' distribution (*e.g.*, Mello *et al.* 2004, Durant *et al.* 2013), we have identified a second reproductive peak, of somewhat weaker intensity, in the wet season. Since this second peak takes place in the season of highest fruit availability (Ramos Pereira *et al.* 2010), it is unlikely to affect male–female ratios as much as the more pronounced reproductive peak in the dry season. Early successional gap species of the genus *Piper*, the preferred food resource of *C. perspicillata* (Horsley *et al.* 2015) produce 2–10 times more fruits than shade tolerant or late successional forest species (Thies

& Kalko 2004). The greater proportion of females in edge and matrix habitats might, therefore, reflect a shift by pregnant females toward foraging in these areas of increased food availability. In addition, *Cecropia* and *Vismia* spp., whose fruits are also favored by *C. perspicillata* (Horsley *et al.* 2015), are abundant in the secondary forest matrix at the BDFFP (Bentos *et al.* 2008), further justifying the more accentuated female-biased sex ratios at edges and matrix sites. *Piper*, *Cecropia*, and *Vismia* fruits are nutritionally poor, and thus bats that rely on these genera must consume large fruit quantities to meet their dietary needs (Fleming 1986). Augmented capture rates of female *C. perspicillata* in late successional forest during the peak pregnancy period in the dry season might, therefore, reflect increased foraging movements associated with higher energetic demands and lower fruit availability.

*Rhinophylla pumilio*, similarly to *C. perspicillata*, belongs to the subfamily Carollinae and is one of the most locally abundant bat species across the Amazon (Rinehart & Kunz 2006). The species' diet is highly variable but consists primarily of small-seeded understory and mid-canopy fruits of several pioneer plants including *Vismia*, *Piper*, and *Cecropia* spp. (Rinehart & Kunz 2006, Horsley *et al.* 2015). At the BDFFP, peak pregnancy occurs during the dry season (Bernard 2002, this study), and during this season, the capture rate of females was nearly three times higher than for males at *Vismia* and *Cecropia*-dominated edge and matrix sites. In the matrix, the sex ratio was also female-biased during the wet season. This might relate to increased foraging movements into resource-rich secondary forest areas to compensate for the elevated energetic burden associated with pregnancy and milk production during the dry season.

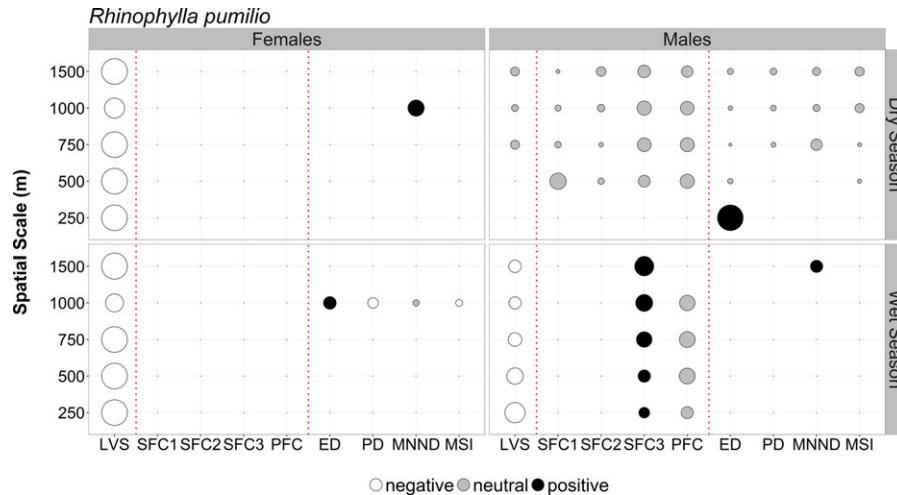


FIGURE 4. Summary results of model averaging of the best-fit generalized linear mixed models (Akaike differences <2 from the best model) exploring the association between local and landscape-scale predictors and the abundance of male and female *Rhinophylla pumilio* at five focal scales across the BDFFP. Symbol size is proportional to the variation explained by the respective predictor variable based on hierarchical partitioning. Color denotes the direction of the relationship: black = positive; white = negative; gray = neutral (based on the unconditional 95% CIs). Abbreviations: see legend to Fig. 3. See Tables S6 and S7 for additional modeling results.

**MALE–FEMALE RESPONSES TO THE INFLUENCE OF LOCAL- AND LANDSCAPE-SCALE VARIABLES.**—Females and males of both *C. perspicillata* and *R. pumilio* demonstrated discernible differences in their response to local-scale vegetation structure and landscape composition and configuration, as indicated by the results of model consistency between sexes. Similarity in male–female responses was lower for the dry season, the period of highest reproductive activity for both species at the BDFFP (Bernard 2002, this study).

During the dry season, compositional metrics were the best predictors of both male and female responses of *C. perspicillata*. However, while the responses of females were characterized by a strong negative influence of PFC across all spatial scales, male responses to PFC were negative at smaller scales ( $\leq 500$  m) but were then substituted by a positive response to SFC3 at larger scales. These results show that females clearly favor the pioneer-rich secondary forests during the main reproductive period and that males, while equally favoring matrix habitats, tend to select areas close to late-stage successional forest. Telemetry observations from the Atlantic forest show that *C. perspicillata*, while preferentially foraging in early successional forests, preferably roosts in later successional habitats (Trevelin *et al.* 2013). Male preference for sites with higher cover of late-stage secondary forest might thus relate to increased chances of female encounters as they return to their roosts or to roost defense. The responses of male and female *C. perspicillata* to compositional metrics in the wet season were similar to those observed in the dry season, a pattern that might be explained by the second reproductive activity peak exhibited in this season.

Responses of female *R. pumilio* were nearly exclusively related with local vegetation structure, whereby the association was consistently negative across all scales examined and during both the dry and wet seasons. Local vegetation structure as summarized by PCA1 (see Rocha *et al.* 2017a, Fig. S2 and Table S3) reflects a

gradient from simpler structural complexity of the vegetation, characteristic of secondary forest (greater density of *Vismia* spp. and *Cecropia* spp. trees and woody stems; negative values), to greater structural complexity, characteristic of primary forest sites (more closed canopy and greater density of trees; positive values). Consequently, a negative association with local vegetation structure indicates that more cluttered habitats are avoided. This negative association with local vegetation structure, although less marked, was also found for male bats in the wet season. Due to its small body size, *R. pumilio* (~9 g) incurs higher flight costs compared to larger fruit-eating bats (Speakman & Thomas 2003). Since flying in cluttered habitats is more energy demanding than flying in more open areas (Grodzinski *et al.* 2009), the elevated energetic costs associated with higher vegetation complexity might represent a particularly high burden for females during pregnancy and while nursing (dry season). During lactation, these energetic costs might be further amplified due to the transportation of their young since female *R. pumilio* often transport their pups to temporary night roosts across their foraging area (Henry & Kalko 2007).

Notwithstanding the above-mentioned response of female *R. pumilio* toward local vegetation structure in the dry season, a marked seasonal effect was observed in the response of male and female bats to local-scale characteristics. This seems to suggest that due to higher fruit availability during the wet season, both male and female bats do not need to travel long distances for foraging and consequently may respond predominantly to local-scale habitat features.

The results of this study align with previous findings from temperate areas, in which male and female bats differed in their responses to local and landscape-scale metrics of habitat quality, composition, and configuration in an urban setting (Lintott *et al.* 2014). They also agree with several telemetry studies providing

evidence for gender-specific differences in habitat use in Neotropical bats—*e.g.*, preference of foraging areas closer to day roosts in males than females (Meyer *et al.* 2005) or differential temporal distribution of activity between sexes (Thies *et al.* 2006). Yet, they contrast with recent findings from humanized forest landscapes in Costa Rica for which no sex differences in habitat use were observed (Frank *et al.* 2016).

## CONCLUSIONS

Our results suggest that, at least for some species, male and female bats respond to fragmentation in different ways and that responses to local- and landscape-scale attributes are sex- and season-specific. This has considerable implications for our understanding of how tropical species adapt to human-induced habitat changes as modifications in population structure (sex ratio) can act to diminish or magnify the pervasive consequences of forest loss, fragmentation, and habitat deterioration.

## ACKNOWLEDGMENTS

We thank the multitude of volunteers and field assistants that helped collecting data, the coordination team of the BDFFP and Paulo E.D. Bobrowiec for logistic support, LBA program of Micrometeorology Group—INPA for providing the precipitation data, and Tobias Jeppsson for providing a modified version of the hier-part function for the hierarchical partitioning analysis. Funding was provided by the Portuguese Foundation for Science and Technology to C.F.J.M. (PTDC/BIA-BIC/111184/2009), R.R. (SFRH/BD/80488/2011), and A.L.-B. (PD/BD/52597/2014). F.Z.F. was supported by a CAPES fellowship and J.M.B.C. was funded as part of NERC's support of the National Centre for Earth Observation. This research was conducted under ICMBio permit (26877-2) and constitutes publication number 716 of the BDFFP technical series.

## DATA AVAILABILITY

Data available from the Dryad Repository: <https://doi.org/10.5061/dryad.fs401> (Rocha *et al.* 2017b).

## SUPPORTING INFORMATION

Additional Supporting Information may be found online in the supporting information tab for this article:

FIGURE S1. Map of the Biological Dynamics of Forest Fragments Project (BDFFP).

FIGURE S2. Map of the different successional stages of secondary forest at the BDFFP.

TABLE S1. *Detailed description of landscape metrics used in the study.*

TABLE S2. *Number of captures of adult bats for each bat species sampled.*

TABLE S3. *Number of male and female *Carollia perspicillata* and *Rhinophylla pumilio* captured each month.*

TABLE S4. *Likelihood-ratio tests investigating the influence of sex, habitat type, and season on abundance.*

TABLE S5. *Male and female abundance multiple pairwise comparisons.*

TABLE S6. *Most parsimonious models investigating relationships between the abundance of male and female *Carollia perspicillata* and *Rhinophylla pumilio* and local and landscape-scale attributes.*

TABLE S7. *Model averaging of the best-fit models of the relationship between the abundance of male and female *Carollia perspicillata* and *Rhinophylla pumilio* and local and landscape-scale attributes.*

TABLE S8. *Estimate of overdispersion of the best-fit GLMMs.*

TABLE S9. *Moran's I test for the residuals of the most parsimonious models.*

## LITERATURE CITED

- ALTRINGHAM, J. D. 2011. Bats: From evolution to conservation. Oxford University Press, New York.
- ANCILLOTTO, L., AND D. RUSSO. 2014. Selective aggressiveness in European free-tailed bats (*Tadarida teniotis*): influence of familiarity, age and sex. *Naturwissenschaften* 101: 221–228.
- ARROYO-RODRIGUEZ, V., C. ROJAS, R. A. SALDAÑA-VÁZQUEZ, AND K. E. STONER. 2016. Landscape composition is more important than landscape configuration for phyllostomid bat assemblages in a fragmented biodiversity hotspot. *Biol. Cons.* 198: 84–92.
- AVILA-CABADILLA, L. D., G. A. SANCHEZ-AZOFEIFA, K. E. STONER, M. Y. ALVAREZ-ANORVE, M. QUESADA, AND C. A. PORTILLO-QUINTERO. 2012. Local and landscape factors determining occurrence of phyllostomid bats in tropical secondary forests. *PLoS ONE* 7: e35228.
- BARCLAY, R. M. 1991. Population structure of temperate zone insectivorous bats in relation to foraging behaviour and energy demand. *J. Anim. Ecol.* 60: 165–178.
- BARLOW, J., G. D. LENNOX, J. FERREIRA, E. BERENGUER, A. C. LEES, R. M. NALLY, J. R. THOMSON, S. F. D. B. FERRAZ, J. LOUZADA, V. H. F. OLIVEIRA, L. PARRY, R. RIBEIRO DE CASTRO SOLAR, I. C. G. VIEIRA, L. E. O. C. ARAGÃO, R. A. BEGOTTI, R. F. BRAGA, T. M. CARDOSO, R. C. de OLIVEIRA JR., C. M. SOUZA JR., N. G. MOURA, S. S. NUNES, J. V. SIQUEIRA, R. PARDINI, J. M. SILVEIRA, F. Z. VAZ-DE-MELLO, R. C. S. VEIGA, A. VENTURIERI, AND T. A. GARDNER. 2016. Anthropogenic disturbance in tropical forests can double biodiversity loss from deforestation. *Nature* 535: 144–147.
- BATES, D. M. 2010. lme4: Mixed-effects modeling with R. R package.
- BENCHIMOL, M., AND C. A. PERES. 2015. Edge-mediated compositional and functional decay of tree assemblages in Amazonian forest islands after 26 years of isolation. *J. Ecol.* 103: 408–420.
- BENTOS, T. V., R. C. MESQUITA, J. L. CAMARGO, AND G. B. WILLIAMSON. 2014. Seed and fruit tradeoffs—the economics of seed packaging in Amazon pioneers. *Plant Ecol. Divers.* 7: 371–382.
- BENTOS, T. V., R. C. MESQUITA, AND G. B. WILLIAMSON. 2008. Reproductive phenology of Central Amazon pioneer trees. *Trop. Conserv. Sci.* 1: 186–203.
- BERNARD, E. 2002. Diet, activity and reproduction of bat species (Mammalia, Chiroptera) in Central Amazonia, Brazil. *Rev. Bras. Zool.* 19: 173–188.
- BOLKER, B. M., M. E. BROOKS, C. J. CLARK, S. W. GEANGE, J. R. POULSEN, M. H. H. STEVENS, AND J. S. S. WHITE. 2009. Generalized linear mixed models: a practical guide for ecology and evolution. *Trends Ecol. Evol.* 24: 127–135.
- BURNHAM, K. P., AND D. R. ANDERSON. 2002. Model selection and inference. Springer, New York, New York.
- CARREIRAS, J. M. B., J. JONES, R. M. LUCAS, AND C. GABRIEL. 2014. Land use and land cover change dynamics across the Brazilian Amazon: insights from extensive time-series analysis of remote sensing data. *PLoS ONE* 9: e104144.



- CHAMBERS, C. L., S. A. CUSHMAN, A. MEDINA-FITORIA, J. MARTÍNEZ-FONSECA, AND M. CHÁVEZ-VELÁSQUEZ. 2016. Influences of scale on bat habitat relationships in a forested landscape in Nicaragua. *Landscape Ecol.* 31: 1299–1318.
- CISNEROS, L. M., M. E. FAGAN, AND M. R. WILLIG. 2015a. Season-specific and guild-specific effects of anthropogenic landscape modification on metacommunity structure of tropical bats. *J. Anim. Ecol.* 84: 373–385.
- CISNEROS, L. M., M. E. FAGAN, AND M. R. WILLIG. 2015b. Effects of human-modified landscapes on taxonomic, functional and phylogenetic dimensions of bat biodiversity. *Divers. Distrib.* 21: 523–533.
- CRYAN, P. M., M. A. BORGAN, AND J. S. ALTENBACH. 2000. Effect of elevation on distribution of female bats in the Black Hills, South Dakota. *J. Mammal.* 81: 719–725.
- CURLIS, J. D., D. C. MACKLEM, R. DAVIS, AND C. L. COX. 2016. Sex-specific antipredator response to auditory cues in the black spiny-tailed iguana. *J. Zool.* 299: 68–74.
- DORMANN, C. F., J. ELITH, S. BACHER, C. BUCHMANN, G. CARL, G. CARRÉ, J. R. G. MARQUÉZ, B. GRUBER, B. LAFOURCADE, P. J. LEITÃO, T. MÜNKEMÜLLER, C. MCCLEAN, P. E. OSBORNE, B. REINEKING, B. SCHRÖDER, A. K. SKIDMORE, D. ZURELL, AND S. LAUTENBACH. 2013. Collinearity: a review of methods to deal with it and a simulation study evaluating their performance. *Ecography* 36: 027–046.
- DOWNES, N. C., W. J. CRESSWELL, P. REASON, G. SUTTON, D. WELLS, AND S. WRAY. 2016. Sex-specific habitat preferences of foraging and commuting lesser horseshoe bats *Rhinolophus hipposideros* (Borkhausen, 1797) in lowland England. *Acta Chiropt.* 18: 451–465.
- DURANT, K. A., R. W. HALL, L. M. CISNEROS, R. M. HYLAND, AND M. R. WILLIG. 2013. Reproductive phenologies of phyllostomid bats in Costa Rica. *J. Mammal.* 94: 1438–1448.
- ENCARNAÇÃO, J. A., U. KIERDORF, D. HOLWEG, U. JASNOCH, AND V. WOLTERS. 2005. Sex-related differences in roost-site selection by Daubenton's bats *Myotis daubentonii* during the nursery period. *Mammal Rev.* 35: 285–294.
- EVELYN, M. J., AND D. A. STILES. 2003. Roosting Requirements of Two Frugivorous Bats (*Sturnira lilium* and *Arbites intermedius*) in Fragmented Neotropical Forest. *Biotropica* 35: 405–418.
- FARNEDA, F. Z., R. ROCHA, A. LÓPEZ-BAUCELLS, M. GROENENBERG, I. SILVA, J. M. PALMEIRIM, P. E. D. BOBROWIEC, AND C. F. J. MEYER. 2015. Trait-related responses to habitat fragmentation in Amazonian bats. *J. Appl. Ecol.* 52: 1381–1391.
- FERREIRA, D. F., R. ROCHA, A. LÓPEZ-BAUCELLS, F. Z. FARNEDA, J. M. B. CARREIRAS, J. M. PALMEIRIM, AND C. F. J. MEYER. 2017. Season-modulated responses of Neotropical bats to forest fragmentation. *Ecol. Evol.* 7: 4059–4071.
- FLEMING, T. H. 1986. Opportunism versus specialization: the evolution of feeding strategies in frugivorous bats. In A. Estrada, and T. H. Fleming (Eds.). *Frugivores and seed dispersal*, pp. 105–118. Springer Netherlands, Dordrecht, the Netherlands.
- FRANK, H. K., C. D. MENDENHALL, S. D. JUDSON, G. C. DAILY, AND E. A. HADLY. 2016. Anthropogenic impacts on Costa Rican bat parasitism are sex specific. *Ecol. Evol.* 6: 4898–4909.
- GARDNER, A. 2007. *Mammals of South America volume 1: Marsupials, Xenarthrans, shrews and bats*. University of Chicago Press, Chicago.
- GRODZINSKI, U., O. SPIEGEL, C. KORINE, AND M. W. HOLDERIED. 2009. Context-dependent flight speed: evidence for energetically optimal flight speed in the bat *Pipistrellus kublii*? *J. Anim. Ecol.* 78: 540–548.
- GUTZWILLER, K. J., AND W. C. BARROW. 2001. Bird-landscape relations in the Chihuahuan desert: coping with uncertainties about predictive models. *Ecol. Appl.* 11: 1517–1532.
- HADDAD, N. M., L. A. BRUDVIG, J. CLOBERT, K. F. DAVIES, A. GONZALEZ, R. D. HOLT, T. E. LOVEJOY, J. O. SEXTON, M. P. AUSTIN, C. D. COLLINS, W. M. COOK, E. I. DAMSCHEN, R. M. EWERS, B. L. FOSTER, C. N. JENKINS, A. J. KING, W. F. LAURANCE, D. J. LEVEY, C. R. MARGULES, B. A. MELBOURNE, A. O. NICHOLLS, J. L. ORROCK, D.-X. SONG, AND J. R. TOWNSHEND. 2015. Habitat fragmentation and its lasting impact on Earth's ecosystems. *Sci. Adv.* 1: e1500052.
- HAUGAASEN, T., AND C. A. PERES. 2007. Vertebrate responses to fruit production in Amazonian flooded and unflooded forests. *Biodivers. Conserv.* 16: 4165–4190.
- HENRY, M., J.-F. COSSON, AND J.-M. PONS. 2007. Abundance may be a misleading indicator of fragmentation-sensitivity: the case of fig-eating bats. *Biol. Cons.* 139: 462–467.
- HENRY, M., AND E. K. V. KALKO. 2007. Foraging strategy and breeding constraints of *Rhinophylla pumilio* (Phyllostomidae) in the Amazon lowlands. *J. Mammal.* 88: 81–93.
- HORSLEY, T. W. B., J. E. BICKNELL, B. K. LIM, AND L. K. AMMERMAN. 2015. Seed dispersal by frugivorous bats in Central Guyana and a description of previously unknown plant-animal interactions. *Acta Chiropt.* 17: 331–336.
- HOTHORN, T., F. BRETZ, P. WESTFALL, R. M. HEIBERGER, AND A. SCHUETZENMEISTER. 2014. Multcomp: simultaneous inference in general parametric models. R package version: 1.3-2.
- ISTVANKO, D. R., T. S. RISCH, AND V. ROLLAND. 2016. Sex-specific foraging habits and roost characteristics of *Nycticeius humeralis* in north-central Arkansas. *J. Mammal.* 97: 1336–1344.
- JEPSSON, T., A. LINDHE, U. GÄRDENFORS, AND P. FORSLUND. 2010. The use of historical collections to estimate population trends: A case study using Swedish longhorn beetles (Coleoptera: Cerambycidae). *Biol. Cons.* 143: 1940–1950.
- KALKO, E. 1998. Organisation and diversity of tropical bat communities through space and time. *Zoology* 101: 281–297.
- KLINGBEIL, B. T., AND M. R. WILLIG. 2009. Guild-specific responses of bats to landscape composition and configuration in fragmented Amazonian rainforest. *J. Appl. Ecol.* 46: 203–213.
- KLINGBEIL, B. T., AND M. R. WILLIG. 2010. Seasonal differences in population-, ensemble- and community-level responses of bats to landscape structure in Amazonia. *Oikos* 119: 1654–1664.
- LAURANCE, W. F., J. L. CAMARGO, R. C. LUIZÃO, S. G. LAURANCE, S. L. PIMM, E. M. BRUNA, P. C. STOUFFER, G. WILLIAMSON, J. BENÍTEZ-MALVIDO, AND H. L. VASCONCELOS. 2011. The fate of Amazonian forest fragments: a 32-year investigation. *Biol. Cons.* 144: 56–67.
- LE GALLIARD, J.-F., P. S. FITZE, R. FERRIÈRE, AND J. CLOBERT. 2005. Sex ratio bias, male aggression, and population collapse in lizards. *Proc. Natl Acad. Sci. USA* 102: 18231–18236.
- LIM, B. K., AND M. D. ENGSTROM. 2001. Species diversity of bats (Mammalia: Chiroptera) in Iwokrama Forest, Guyana, and the Guianan subregion: implications for conservation. *Biodivers. Conserv.* 10: 613–657.
- LINTOTT, P. R., N. BUNNEFELD, E. FUENTES-MONTEMAYOR, J. MINDERMAN, R. J. MAYHEW, L. OLLEY, AND K. J. PARK. 2014. City life makes females fussy: sex differences in habitat use of temperate bats in urban areas. *R. Soc. Open Sci.* 1: 140200.
- LUCASS, C., P. KORSTEN, M. EENS, AND W. MÜLLER. 2016. Within-family parent-offspring co-adaptation in a wild bird: on static traits, behavioural reaction norms, and sex differences. *Funct. Ecol.* 30: 274–282.
- MALHI, Y., T. A. GARDNER, G. R. GOLDSMITH, M. R. SILMAN, AND P. ZELAZOWSKI. 2014. Tropical forests in the Anthropocene. *Annu. Rev. Environ. Resour.* 39: 125–159.
- MARCIENTE, R., P. E. D. BOBROWIEC, AND W. E. MAGNUSON. 2015. Ground-vegetation clutter affects phyllostomid bat assemblage structure in lowland Amazonian forest. *PLoS ONE* 10: e0129560.
- MARQUES, J. T., M. J. RAMOS PEREIRA, T. A. MARQUES, C. D. SANTOS, J. SANTANA, P. BEJA, AND J. M. PALMEIRIM. 2013. Optimizing sampling design to deal with mist-net avoidance in Amazonian birds and bats. *PLoS ONE* 8: e74505.
- MATA, V. A., F. AMORIM, M. F. V. CORLEY, G. F. MCCracken, H. REBELO, AND P. BEJA. 2016. Female dietary bias towards large migratory moths in the European free-tailed bat (*Tadarida teniotis*). *Biol. Lett.* 12: 20150988.

- MAZEROLLE, M. J. 2016. AICcmodavg: model selection and multimodel inference based on (Q) AIC (c). R package version 2.0-4.
- MCGARIGAL, K. 2014. FRAGSTATS help. Piecemeal: [http://www.umass.edu/landeco/research/fragstats/documents/fragstats\\_help](http://www.umass.edu/landeco/research/fragstats/documents/fragstats_help), 4
- MELBOURNE, B. A., AND A. HASTINGS. 2008. Extinction risk depends strongly on factors contributing to stochasticity. *Nature* 454: 100–103.
- MELLO, M. A. R., G. M. SCHITTINI, P. SELIG, AND H. G. BERGALLO. 2004. A test of the effects of climate and fruiting of *Piper* species (Piperaceae) on reproductive patterns of the bat *Carollia perspicillata* (Phyllostomidae). *Acta Chiropt.* 6: 309–318.
- MENDENHALL, C. D., D. S. KARP, C. F. MEYER, E. A. HADLY, AND G. C. DAILY. 2014. Predicting biodiversity change and averting collapse in agricultural landscapes. *Nature* 509: 213–217.
- MENDES, P., K. A. WITH, L. SIGNORELLI, AND P. DE MARCO JR. 2016. The relative importance of local versus landscape variables on site occupancy in bats of the Brazilian Cerrado. *Landsc. Ecol.* 32: 745. <https://doi.org/10.1007/s10980-016-0483-6>
- MESQUITA, R. D. C. G., P. E. D. S. MASSOCA, C. C. JAKOVAC, T. V. BENTOS, AND G. B. WILLIAMSON. 2015. Amazon rain forest succession: stochasticity or land-use legacy? *Bioscience* 65: 849–861.
- MEYER, C. F. J., L. M. S. AGUIAR, L. F. AGUIRRE, J. BAUMGARTEN, F. M. CLARKE, J.-F. COSSON, S. ESTRADA VILLEGAS, J. FAHR, D. FARIA, N. FUREY, M. HENRY, R. HODGKISON, R. K. B. JENKINS, K. G. JUNG, T. KINGSTON, T. H. KUNZ, M. C. MACSWINEY GONZALEZ, I. MOYA, B. P. PATTERSON, J.-M. PONS, P. A. RACEY, K. REX, E. M. SAMPAIO, S. SOLARI, K. E. STONER, C. C. VOIGT, D. VON STADEN, C. D. WEISE, AND E. K. V. KALKO. 2011. Accounting for detectability improves estimates of species richness in tropical bat surveys. *J. Appl. Ecol.* 48: 777–787.
- MEYER, C. F. J., AND E. K. V. KALKO. 2008. Assemblage-level responses of phyllostomid bats to tropical forest fragmentation: land-bridge islands as a model system. *J. Biogeogr.* 35: 1711–1726.
- MEYER, C. F. J., M. J. STRUEBIG, AND M. R. WILLIG. 2016. Responses of tropical bats to habitat fragmentation, logging, and deforestation. *In* C. C. Voigt, and T. Kingston (Eds.). *Bats in the Anthropocene: Conservation of bats in a changing world*, pp. 63–103. Springer International Publishing, Cham, Switzerland.
- MEYER, C. F. J., M. WEINBEER, AND E. K. V. KALKO. 2005. Home-range size and spacing patterns of *Macrophyllum macrophyllum* (Phyllostomidae) foraging over water. *J. Mammal.* 86: 587–598.
- NETER, J., M. H. KUTNER, C. J. NACHTSHEIM, AND W. WASSERMAN. 1996. *Applied linear statistical models*. Irwin, Chicago.
- NEWBOLD, T., L. N. HUDSON, A. P. ARNELL, S. CONTU, A. DE PALMA, S. FERRIER, S. L. L. HILL, A. J. HOSKINS, I. LYSSENKO, H. R. P. PHILLIPS, V. J. BURTON, C. W. T. CHNG, S. EMERSON, D. GAO, G. PASK-HALE, J. HUTTON, M. JUNG, K. SANCHEZ-ORTIZ, B. I. SIMMONS, S. WHITMEE, H. ZHANG, J. P. W. SCHARLEMANN, AND A. PURVIS. 2016. Has land use pushed terrestrial biodiversity beyond the planetary boundary? A global assessment. *Science* 353: 288–291.
- ORR, T. J., J. ORTEGA, R. A. MEDELLÍN, C. D. SÁNCHEZ, AND K. A. HAMMOND. 2016. Diet choice in frugivorous bats: gourmets or operational pragmatists? *J. Mammal.* 97: 1578–1588.
- PENADO, A., R. ROCHA, M. SAMPAIO, V. GIL, B. M. CARREIRA, AND R. REBELO. 2015. Where to “Rock”? Choice of retreat sites by a gecko in a semi-arid habitat. *Acta Herpetol.* 10: 47–54.
- R Development Core Team. 2013. R: A language and environment for statistical computing. R foundation for statistical computing, Vienna, Austria.
- RAMOS PEREIRA, M. J., J. T. MARQUES, AND J. M. PALMEIRIM. 2010. Ecological responses of frugivorous bats to seasonal fluctuation in fruit availability in Amazonian forests. *Biotropica* 42: 680–687.
- RINEHART, J. B., AND T. H. KUNZ. 2006. *Rhinophylla pumilio*. *Mamm. Species* 791: 1–5.
- ROCHA, R., A. LÓPEZ-BAUCELLS, F. Z. FARNEDA, M. GROENENBERG, P. E. D. BOBROWIEC, M. CABEZA, J. M. PALMEIRIM, AND C. F. J. MEYER. 2017a. Consequences of a large-scale fragmentation experiment for Neotropical bats: disentangling the relative importance of local and landscape-scale effects. *Landsc. Ecol.* 32: 31–45.
- ROCHA, R., D. F. FERREIRA, A. LÓPEZ-BAUCELLS, F. Z. FARNEDA, J. M. B. CARREIRAS, J. M. PALMEIRIM, AND C. F. J. MEYER. 2017b. Data from: Does sex matter? Gender-specific responses to forest fragmentation in Neotropical bats. Dryad Digital Repository. <https://doi.org/10.5061/dryad.fs401>
- ROCHA, R., T. VIRTANEN, AND M. CABEZA. 2015. Bird assemblages in a Malagasy forest-agricultural frontier: effects of habitat structure and forest cover. *Trop. Conserv. Sci.* 8: 681–710.
- RODRÍGUEZ-SAN PEDRO, A., AND J. A. SIMONETTI. 2015. The relative influence of forest loss and fragmentation on insectivorous bats: does the type of matrix matter? *Landsc. Ecol.* 30: 1561–1572.
- SENIOR, P., R. K. BUTLIN, AND J. D. ALTRINGHAM. 2005. Sex and segregation in temperate bats. *Proc. R. Soc. B* 272: 2467–2473.
- SMALL, T. W., AND S. J. SCHOECH. 2015. Sex differences in the long-term repeatability of the acute stress response in long-lived, free-living Florida scrub-jays (*Aphelocoma coerulescens*). *J. Comp. Physiol. B* 185: 119–133.
- SMITH, A., N. KOPER, C. FRANCIS, AND L. FAHRIG. 2009. Confronting collinearity: comparing methods for disentangling the effects of habitat loss and fragmentation. *Landsc. Ecol.* 24: 1271–1285.
- SPEAKMAN, J. R., AND D. W. THOMAS. 2003. Physiological ecology and energetics of bats. *In* T. H. Kunz, and M. B. Fenton (Eds.). *Bat ecology*, pp. 430–490. University of Chicago Press, Chicago, Illinois.
- THIES, W., AND E. K. V. KALKO. 2004. Phenology of Neotropical pepper plants (Piperaceae) and their association with their main dispersers, two short-tailed fruit bats, *Carollia perspicillata* and *C. castanea* (Phyllostomidae). *Oikos* 104: 362–376.
- THIES, W., E. K. V. KALKO, AND H. U. SCHNITZLER. 2006. Influence of environment and resource availability on activity patterns of *Carollia castanea* (Phyllostomidae) in Panama. *J. Mammal.* 87: 331–338.
- TREVELIN, L. C., M. SILVEIRA, M. PORT-CARVALHO, D. H. HOMEIM, AND A. P. CRUZ-NETO. 2013. Use of space by frugivorous bats (Chiroptera: Phyllostomidae) in a restored Atlantic forest fragment in Brazil. *Forest. Ecol. Manag.* 291: 136–143.
- VANDERWAL, J., L. FALCONI, S. JANUCHOWSKI, L. SHOO, C. STORLIE, AND M. J. VANDERWAL. 2011. SDMTTools. R package version 1.1-221.
- VILLARD, M.-A., AND J. P. METZGER. 2014. Beyond the fragmentation debate: a conceptual model to predict when habitat configuration really matters. *J. Appl. Ecol.* 51: 309–318.
- WALSH, C., R. MAC NALLY, AND M. C. WALSH. 2013. Hier.part: variance partition of a multivariate data set. R package version 1.0-4.