

This is a repository copy of *Characterising uncertainty in the assessment of medical devices and determining future research needs*.

White Rose Research Online URL for this paper:

<https://eprints.whiterose.ac.uk/111989/>

Version: Published Version

Article:

Rothery, Claire orcid.org/0000-0002-7759-4084, Claxton, Karl orcid.org/0000-0003-2002-4694, Palmer, Stephen orcid.org/0000-0002-7268-2560 et al. (3 more authors) (2017) *Characterising uncertainty in the assessment of medical devices and determining future research needs*. *Health Economics*. pp. 109-123. ISSN 1057-9230

<https://doi.org/10.1002/hec.3467>

Reuse

This article is distributed under the terms of the Creative Commons Attribution-NonCommercial-NoDerivs (CC BY-NC-ND) licence. This licence only allows you to download this work and share it with others as long as you credit the authors, but you can't change the article in any way or use it commercially. More information and the full terms of the licence here: <https://creativecommons.org/licenses/>

Takedown

If you consider content in White Rose Research Online to be in breach of UK law, please notify us by emailing eprints@whiterose.ac.uk including the URL of the record and the reason for the withdrawal request.

CHARACTERISING UNCERTAINTY IN THE ASSESSMENT OF MEDICAL DEVICES AND DETERMINING FUTURE RESEARCH NEEDS

CLAIRE ROTHERY^{a*}, KARL CLAXTON^{a,b}, STEPHEN PALMER^a, DAVID EPSTEIN^c,
ROSANNA TARRICONE^{d,e} and MARK SCULPHER^a

^a*Centre for Health Economics, University of York, York, UK*

^b*Department of Economics and Related Studies, University of York, York, UK*

^c*Department of Applied Economics, University of Granada, Granada, Spain*

^d*Centre for Research on Health and Social Care Management, Bocconi University, Milan, Italy*

^e*Department of Policy Analysis and Public Management, Bocconi University, Milan, Italy*

ABSTRACT

Decisions about the adoption of medical interventions are informed by evidence on their costs and effects. For a range of reasons, evidence relating to medical devices may be limited. The decision to adopt a device early in its life cycle when the evidence base is least mature may impact on the prospects of acquiring further evidence to reduce uncertainties. Equally, rejecting a device will result in no uptake in practice and hence no chance to learn about performance. Decision options such as ‘only in research’ or ‘approval with research’ can overcome these issues by allowing patients early access to promising new technologies while limiting the risks associated with making incorrect decisions until more evidence or learning is established. In this paper, we set out the issues relating to uncertainty and the value of research specific to devices: learning curve effects, incremental device innovation, investment and irrecoverable costs, and dynamic pricing. We show the circumstances under which an only in research or approval with research scheme may be an appropriate policy choice. We also consider how the value of additional research might be shared between the manufacturer and health sector to help inform who might reasonably be expected to conduct the research needed. © 2017 The Authors. *Health Economics* published by John Wiley & Sons, Ltd.

Received 19 February 2016; Revised 18 July 2016; Accepted 23 November 2016

KEY WORDS: medical devices; MedtechTA; cost-effectiveness; uncertainty; health technology assessment; only in research

1. INTRODUCTION

Establishing the clinical effectiveness and cost effectiveness of medical devices relies on evidence which is often less extensive and lower in quantity than evidence for many pharmaceutical products. This is largely because the evidence requirements for medical devices to achieve a CE mark is less demanding. Unlike pharmaceuticals, where evidence on efficacy and safety is legally required before marketing authorisation is obtained, devices usually only need to demonstrate performance and safety, with the CE mark acquired close to the point of market entry (Drummond *et al.*, 2009; Sorenson *et al.*, 2011). The availability of the device early may appear attractive as it can lead to rapid clinical uptake; however, decisions about the use of the device when the evidence base is least mature carry substantial risk. Uncertainty about the efficacy of the device and the learning or training required to achieve the desired efficacy can result in adverse consequences on patient outcomes and lead to an ineffective use of healthcare resources. Rapid approval of new entrants can also

*Correspondence to: Centre for Health Economics, University of York, Heslington, Alcuin ‘A’ Block, York YO10 5DD, UK. E-mail: claire.rothery@york.ac.uk

This is an open access article under the terms of the Creative Commons Attribution-NonCommercial-NoDerivs License, which permits use and distribution in any medium, provided the original work is properly cited, the use is non-commercial and no modifications or adaptations are made.

result in disincentive effects for manufacturers to invest in further research which would reduce these uncertainties (Claxton *et al.*, 2012).

Balancing the value of early access to a technology and the value of additional evidence to resolve uncertainty have led to the development of novel approaches for reimbursement and coverage decisions under conditions of uncertainty (Claxton *et al.*, 2012; McCabe *et al.*, 2010; Stafinski *et al.*, 2010; Walker *et al.*, 2012). For example, Claxton *et al.* (2012) developed a comprehensive algorithm to inform the sequence of assessments and judgments which lead to conditional coverage decisions of ‘only in research’ (OIR) and ‘approval with research’ (AWR) for health technologies (Claxton *et al.*, 2012). These conditional coverage options allow patients early access to promising new technologies and permit manufacturers to make a return on investment, while limiting the risks associated with making decisions until additional evidence and/or further learning establishes value. Even in health systems where there is an absence of firm budget constraints or where economic analysis is not explicitly incorporated into a decision making process, the same principles can be usefully applied to establish the value of additional research. For example, an assessment of uncertainty and the expected health benefits of additional evidence can be obtained directly from the results of standard meta-analysis or evidence on clinical effectiveness alone (Claxton *et al.*, 2015). Therefore, regardless of the policy context, some consideration should be given to the characterisation of uncertainty in the assessment of medical devices and determining future research needs.

The unique characteristics associated with medical devices such as rapid incremental innovation, learning effects and upfront irrecoverable costs, all present a challenge for the timing of reimbursement decisions and the value of waiting until additional evidence is conducted to support the technology. This means that conditional coverage decisions and possible risk sharing schemes (between the manufacturer and health sector) become even more important. One of the complexities associated with the evaluation of medical devices is the fact that any decision about the adoption of the device will also interact with the ability to gather more evidence and may affect future commercial developments of the technology. There is also a close link between the value of the device, the value of further research to reduce uncertainty and the price of the device. These links can offer incentives for manufacturers to price accordingly and decide whether there is sufficient value from further evaluative research. It also helps to establish how the value of the device and the value of future research might be shared between the manufacturer and the health sector in order to inform who might reasonably be expected to pay for (conduct) the research. Manufacturers also need an approach to make rapid decisions at the start of product development and to revisit the decision to continue development and research at different points in the development cycle. One example is the ‘Headroom Approach’ which has been discussed in the context of medical devices (Girling *et al.*, 2015).

The purpose of this paper is to set out a framework for characterising uncertainty and informing coverage decisions in the assessment of medical devices. The framework is based on a number of common principles that are required for all technologies and a number of additional considerations or challenges specific to devices. The common principles are outlined first. We then present a more detailed description of the additional challenges (or ones which are more accentuated) for an assessment of uncertainty and the value of further research for devices. For some of the specific challenges, we use results from a case study of enhanced external counterpulsation (EECP), which is a device used to provide symptomatic relief from chronic refractory angina. EECP as an adjunct to standard therapy has previously been compared with standard therapy alone to estimate its expected cost-effectiveness and uncertainty associated with reimbursement decisions from a UK perspective (McKenna *et al.*, 2010). Full details have been described elsewhere (McKenna and Claxton, 2011; McKenna *et al.*, 2015). We use EECP to show the implications of significant irrecoverable costs and price changes on coverage decisions.

2. FRAMEWORK FOR CHARACTERISING UNCERTAINTY

A framework for characterising uncertainty is presented in Figure 1. This framework is based on a number of common principles that are required for all technologies: an assessment of the value of a technology, the value of additional evidence, the significance of investment and irrecoverable costs, future changes and the likelihood

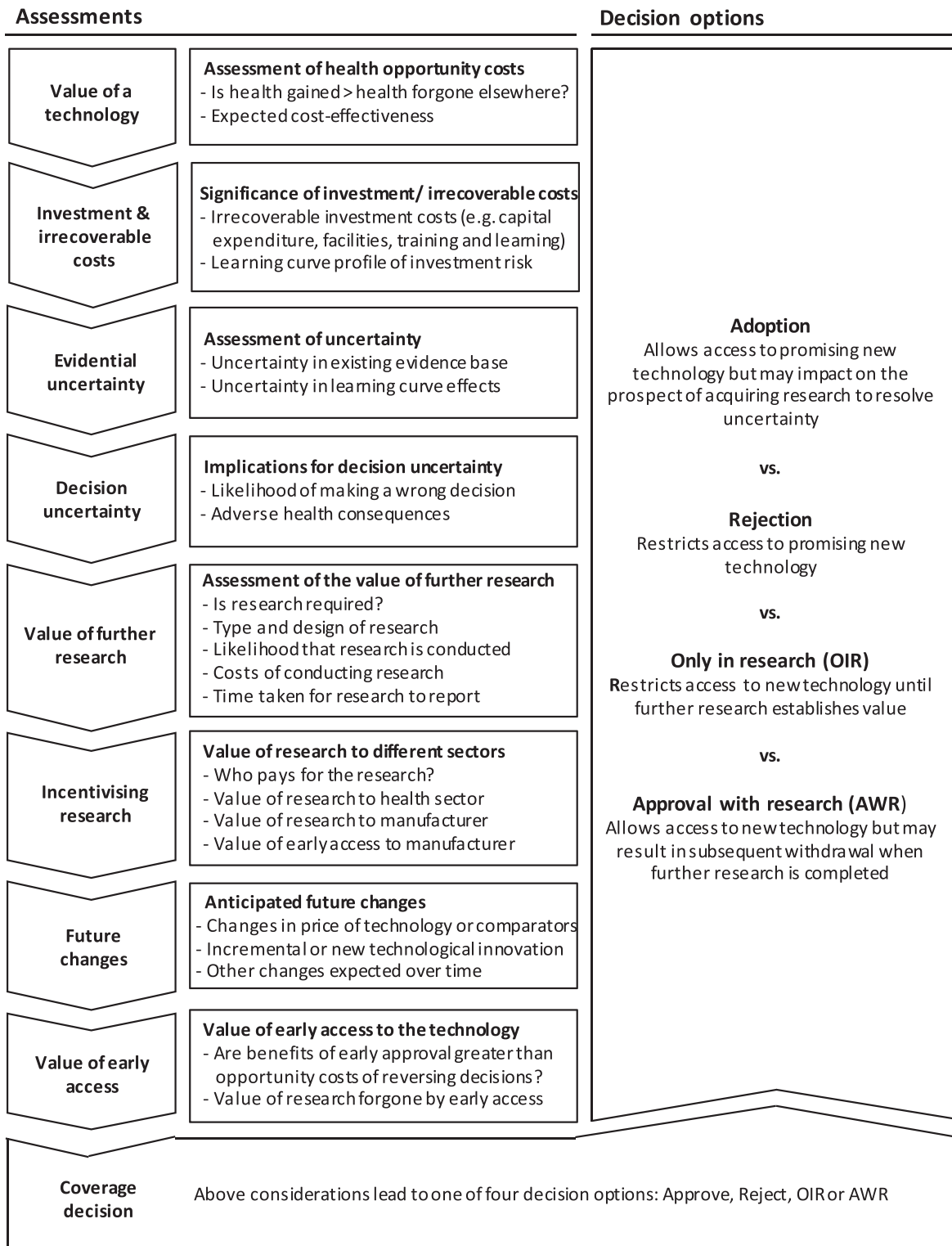


Figure 1. Framework for characterising uncertainty in medical devices

of research being conducted. Each of these elements is discussed briefly in the next sections and more detail is provided elsewhere (Claxton *et al.*, 2012; Claxton *et al.*, 2016).

2.1. The value of a technology

A technology, whether it is a medical device or pharmaceutical, is considered to represent a value if its additional health benefits are expected to exceed the health forgone from curtailing other activities to accommodate the technology's additional costs, that is the technology is only considered cost-effective if it offers positive net health benefits. This holds true in both budget-constrained healthcare systems, where there is a threshold of cost-effectiveness representing the opportunity costs that fall on health expenditure and systems where there is an absence of firm budget constraints but where opportunity costs manifest in terms of other forms of expenditure, for example through increased taxation or co-payments (Drummond *et al.*, 2015). Therefore, the first assessment for any technology is its expected cost-effectiveness based on the evidence that is currently available. This relies on information about the technology's effectiveness, its impact on long-term health (including potential adverse consequences), additional costs and an assessment of the opportunity costs of the health that is likely to be forgone as a consequence of adoption.

2.2. Significance of investment and irrecoverable costs

Investment costs that are sunk costs cannot be recovered if a decision about the technology is changed in the future. These irrecoverable costs are most commonly thought of as investment costs associated with the capital expenditure on equipment, new facilities or training and learning costs. Typically these costs are annuitized and allocated as per-patient costs by spreading the cost over the number of patients likely to be treated during the lifetime of the technology (or in the case of training and learning costs until performance has reached a steady state). If the adoption decision is unchanged throughout this period and there is no decision to take the device off the list of funded interventions, allocation of costs pro-rata has no influence. However, if a decision to end adoption changes before the end of the lifetime of the technology, these costs cannot be recovered. Therefore, any significant irrecoverable costs should be considered when assessing the value of a technology. There may also be costs associated with the removal of a technology from clinical practice if a decision about the technology changes in the future.

2.3. The value of additional evidence

The value of a technology in terms of its expected cost-effectiveness is based on the balance of evidence currently available. However, uncertainty in the existing evidence is unavoidable. This uncertainty arises from a number of sources including the evaluation of a technology early in its life cycle when the evidence base is least mature, establishing a treatment effect which often depends on the ability to approximate the counterfactual in the studied population, disentangling the interaction between effectiveness and user experience, establishing causal relationships between outcomes, combining multiple sources of evidence on the same outcome, missing information and assessing the transferability of study findings to a population or setting of interest. This evidential uncertainty ultimately leads to uncertainty in the decision to adopt the technology. Additional evidence can reduce this uncertainty and therefore reduce the risk of making an incorrect decision about the use of the technology. An assessment of uncertainty, its consequences in terms of health lost from an incorrect decision and the need for further research is required. The value of further research can be informed through methods of value of information analysis, which can also be used to inform the type and design of proposed research (Briggs *et al.*, 2006). Some assessment of the likelihood that research is conducted, the length of time for research to report and the costs of conducting research are also required.

2.4. Incentivising research

An assessment of the value of additional evidence provides an incentive to the healthcare system to ensure that the type of research required is conducted without incurring significant irrecoverable costs. However, manufacturers

may only retain an incentive to conduct research if a technology is rejected for use but for which they believe there are additional benefits which have not been evidenced. Some consideration of how the value of the technology and the value of additional research might be shared between the manufacturer and the healthcare system might inform whether manufacturers could reasonably be expected to conduct the research (or make a contribution to the costs of publically funded research which might benefit their technology). Appropriate incentives or risk sharing agreements between the manufacturer and the healthcare sector should encourage and reward investment in the technology if it represents value to both sectors. Identifying situations when social and commercial values do not match and how costs and benefits might be shared between sectors is an important consideration. The payer may also influence the type, quantity and likelihood that the research is conducted.

2.5. Future changes

Further research is unlikely to be able to resolve all uncertainty. Some sources of uncertainty that cannot be reduced by further research may resolve by other changes occurring over time. For example, the effective price of the technology and/or its comparators may change in the future. The price clearly plays a key role in determining the value of the technology, but it also affects the level of uncertainty by changing the likelihood of making an incorrect decision and the value of further research. The information generated by research will not be valuable indefinitely as new and more effective interventions may become available and make the information no longer relevant to future clinical practice. Therefore, new or incremental innovation will also change the value of a technology and the future value of research.

2.6. The value of early access

Early access to a technology is considered to represent value if the expected health benefits of approval are greater than the opportunity costs that may be forgone to future patients. These opportunity costs include the potential value of research forgone as a consequence of early access (e.g. if the research needed to resolve uncertainty is not conducted once patients have access to the technology) and the irrecoverable costs associated with reversing decisions (e.g. investment costs or learning, revealing that the technology is not as effective as expected). If the expected benefits are judged to be less than the opportunity costs then the commitment of irrecoverable opportunity costs (negative net health benefit) should be avoided, whereas if they are judged to be greater, then early access would be considered appropriate. This assessment is informed by the aforementioned considerations of the long-term value of research, the significance of investment and irrecoverable costs and the impact of future changes on both the value of the technology and the future value of research and/or learning.

2.7. Coverage decisions

The aforementioned considerations lead to one of four decision options for a technology:

- i *Approve*: The technology is approved for widespread use on the basis that the evidence currently available suggests that it represents value to the healthcare system.
- ii *Reject*: The technology is rejected for widespread use on the grounds that the evidence currently available suggests that it does not represent value to the healthcare system.
- iii *Only in research* (OIR): The technology is only available to patients involved in research, that is it is rejected for widespread use until further evidence establishes value.
- iv *Approval with research* (AWR): The technology is approved for widespread use but conditioned upon the collection of additional evidence to support its use. This option means that the decision to approve the technology may be revised once the results of the research are established.¹

¹In many cases, however, there is often a 'dragging effect' where it is often hard to dismiss the use of a technology altogether once it has already been in use (approved). This has implications on costs in general and particularly on sunk or irrecoverable costs.

Each decision option is based on the balance of evidence supporting the value of the technology, the value of additional evidence, future changes and the likelihood of research being conducted. Trade-offs, which can be expressed in terms of net health benefits, occur under each decision option: Approval may mean that the type of research needed is not possible (ethical concerns, recruitment difficulties and limited incentives for manufacturers); rejection restricts access to a promising new technology if the actual health benefits are greater than expected; OIR restricts access until further research establishes value; and AWR may result in subsequent withdrawal of the technology when further research is completed.

3. MEDICAL DEVICE CHARACTERISTICS AND UNCERTAINTY

The evaluation of medical devices raises a number of challenges over and above those for other technologies (Drummond *et al.*, 2009; Sorenson *et al.*, 2011). Devices also cover a wide range of products for which quite different issues may arise for the different class of device. The challenges which are often more accentuated for the assessment of uncertainty in the evaluation of devices are as follows: learning curve effects; incremental device innovation; investment and irrecoverable costs; dynamic pricing; and incentivising further research. Each of these challenges and the implications for coverage decisions are discussed in the next sections.

3.1. Learning curve

When medical devices are diffused into clinical practice, there is often a learning curve relating to user skills and training with the technology. This learning curve can have an important impact on the efficacy and performance of the device. The challenge for the evaluation of devices is the difficulty of disentangling the ‘true’ efficacy of the technology from the efficacy derived from the interaction between effectiveness and clinical experience using the technology. An early assessment of the technology is likely to be biased against the new technology as the performance of repeated tasks by the user is expected to change with experience over time (Ramsay *et al.*, 2001). The learning curve effect plays a significant role in any type of device that requires a new advanced skill set. An excellent example of the effects of learning comes from the Carotid Revascularization Endarterectomy versus Stenting Trial where the results from stenting appeared worse than endarterectomy in the early years of the trial because clinicians had only limited experience at that stage (Girling *et al.*, 2015). The learning curve effect can depend on a number of underlying mechanisms, for example user experience, community experience/system learning and case-mix of patients in a given centre. These mechanisms will not only change the estimate of effectiveness but will also affect the scale of the uncertainty over time, with greater uncertainty anticipated during the early stages of learning.

Methods for the statistical assessment of the learning curve are reported in Ramsay *et al.* (2001) (Ramsay *et al.*, 2001), while estimates of the learning curve profile could be obtained through formal elicitation of the judgements of clinical experts. For example, Cook *et al.* (2012) showed that information on current practice, prior experience and beliefs regarding acquiring proficiency and the learning curve for two surgical procedures (open and arthroscopic rotator cuff repair) could be elicited in order to assess the likelihood of expertise impacting upon trial results (Cook *et al.*, 2012).

The profile of investment risk associated with learning is important for coverage decisions as approval of the technology or AWR may commit opportunity costs of negative net benefit which are irrecoverable. For example, if the technology is approved for widespread use in the early stages of learning (with the anticipation that users will become more experienced) and this decision is later revised, either due to more user experience revealing that the technology is not as effective as initially expected or additional research and/or other changes reporting this, then these initial losses will have been incurred and cannot be compensated by later gains. In order to judge the most appropriate coverage decision at a particular point on the learning curve, the net benefit for the new technology relative to its comparator(s) is estimated on the basis of the evidence available at that point. An estimate of the expected net benefit from further research (taking account of the number of patients

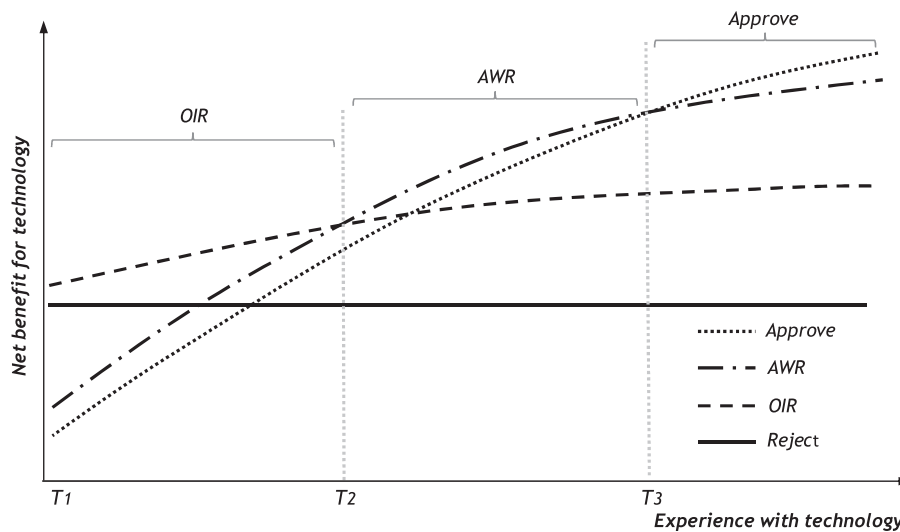


Figure 2. An illustration of coverage decisions at different points on the learning curve. AWR, approval with research; OIR, only in research

who can benefit from research, the likelihood that research will be conducted and the time for research to report) is also required to inform the benefits associated with an AWR or OIR decision. Figure 2 illustrates the net benefit for coverage decisions at different points on the learning curve. In this example, OIR offers the best return at points early in the learning curve where there is most uncertainty (e.g. T1 with less user experience). This is because OIR avoids the consequences of committing negative net benefit until a more informed decision can be made with further experience and/or research reporting. A decision made at a later point on the learning curve (e.g. T2) suggests that AWR offers the best return, while at a point even later (e.g. T3), the net benefit from AWR is insufficient to outweigh the opportunity cost of not approving the technology. In reality, however, removing a technology once it has been approved for use is often difficult in practice. For example, when drug-eluting stents (DES) were first introduced, evidence was scarce but very positive. In some jurisdictions, DES were approved with research, and clinicians were obliged to gather additional data on costs and effectiveness. When this new evidence was assessed, DES turned out to be much less effective than suggested at uptake compared with bare-metal stents. However, in many cases, DES still continued to be used with some jurisdictions trying to limit their use to particular subgroups of patients only.

Coverage decisions when there is a learning curve are further complicated by the fact that the rate of learning through user experience is also affected by the rate of uptake of the technology in practice. For example, if the technology is rejected, there will be no uptake and hence no chance to learn further about the technology. If the technology is accepted only in the context of suitable research (OIR), then there will be slow uptake and slow learning. If the technology is approved, either conditionally or unconditionally on research being completed (i.e. Approve or AWR), the uptake of the technology will be greater and learning should reach a steady state at a faster rate. It is expected that Approve might have a greater uptake than AWR as the decision to approve conditional on research suggests significant levels of uncertainty and perhaps more caution in the use of the technology. This creates a situation where the learning curve not only affects the coverage decision but the coverage decision also affects the rate of uptake and learning. Given these concerns, 'Approval but in a limited number of centres' may be an appropriate policy option when there is a learning curve. This could potentially maximise the speed of learning while minimising initial investment costs in capital support and/or training. This may also overcome the difficulties associated with removing a technology from widespread use at a later point in time when a more informed decision can be made. It is also worth noting that the rate of uptake may not only vary by the type of approval but also by the type of social system in which the device is implemented. For example, the different

coverage decisions may support varying adoption behaviours, particularly in relation to the diffusion of the medical device in practice and the likelihood of ‘fast followers’ imitating the innovation (Rogers, 2003).

3.2. Incremental device innovation

Devices frequently undergo product modifications with new methods, upgrades and capabilities. This is partly linked to the desire to get devices to the market as quickly as possible and then follow with improved modifications. It is also linked to the interaction between clinical experience using the device and the device itself. For example, a substantial proportion of incremental innovation comes from end-users suggesting small improvements to manufacturers. An excellent example of this is the transcatheter aortic valve implantation. Implantable devices are often associated with newer generations with improved battery capacity and lower likelihood of implant failure, for example implantable cardioverter-defibrillator. As a consequence of incremental innovation, clinical efficacy and outcomes are unlikely to have reached a steady state when first evaluated. Therefore, the level of evidence depends critically on the position of the technology in the pathway of its life cycle. This suggests that an evaluation cannot be a one-off activity, and an iterative approach may be required with revisions being made to the estimates as more evidence emerges over time (Drummond *et al.*, 2009; Murphy, 2013; Vallejo-Torres *et al.*, 2011). This will have implications for coverage decisions as it may be better to withhold approval until a later point is reached in the technology's life cycle. However, any decision that is made will also interact with the ability to gather additional evidence because of the close link between incremental developments and user experience.

Bayesian approaches to the synthesis of evidence which is evolving over time are particularly flexible for this purpose because they facilitate combining prior information from early evaluations of the technology with more updated evidence as it becomes available (Girling *et al.*, 2015). An iterative Bayesian approach could be used to address the question of the ‘optimal’ timing of adoption or reimbursement decisions. The value of continued development will require estimates of expected costs and benefits, an assessment of uncertainty and the need for further evidence at each developmental milestone. These estimates may provide a way of establishing the ‘optimum point’ to adopt the technology in its life cycle. This is even more important once it is recognised that a decision about the adoption of the technology for widespread use will also interact with the ability to gather more evidence on effectiveness and may affect future commercial developments of the technology. In this case, consideration should also be given on how to maximise and speed up the rate of learning because most incremental innovation comes through end-user experience.

Incremental innovation is of benefit to both the healthcare system and the manufacturer. The manufacturer can learn from early use of the technology and to incrementally adapt it according to experience learned. The healthcare system benefits from improvements in net benefit over time. The value of incremental innovation to both sectors at different points in the technology's life cycle may be assessed in a similar manner to that described in Section 3.5.

3.3. Investment and irrecoverable costs

Compared with other technologies, costs associated with medical devices are more likely to become sunk costs if a decision is changed in the future. This is particularly the case for devices that have a large upfront investment cost associated with the capital purchase of equipment, for example magnetic resonance imaging machine. These upfront costs are usually annuitized and allocated as per-patient costs.

If future changes lead to subsequent withdrawal of coverage of the technology before the end of the lifetime of the equipment, these costs represent irrecoverable costs. The irreversible nature of implantable devices also represents an irrecoverable cost. For example, if the implantable device turns out not to be as effective as initially thought, reversing the decision is less straightforward compared with drugs which can be stopped, often immediately, without incurring any additional costs. There may also be wider organisational implications from introducing a device into clinical practice. This may include training and learning costs and/or infrastructure

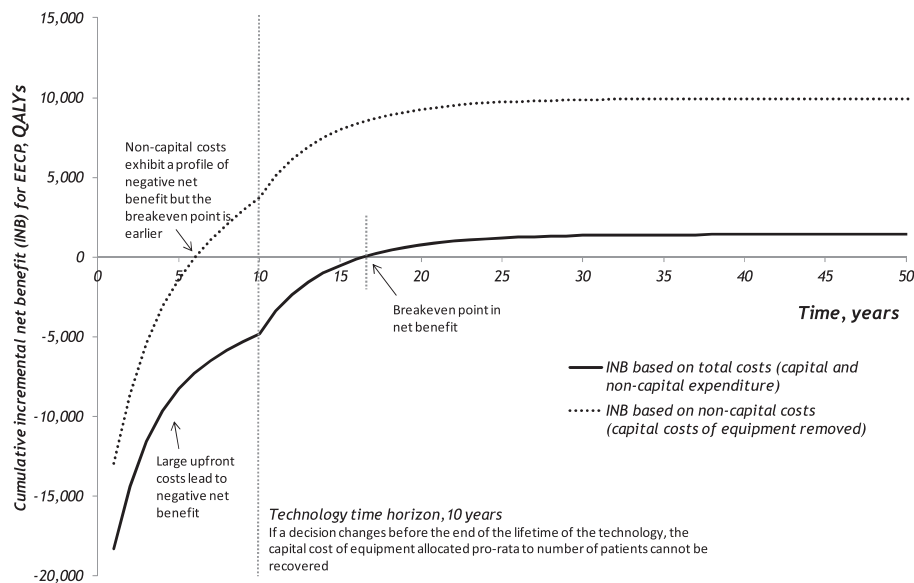


Figure 3. Cumulative incremental net benefit of enhanced external counterpulsation (EECP) compared with control for the population of current and future patients whose treatment choice is to be informed by the decision. QALYs, quality-adjusted life years

adjustments such as the requirement for a specialised room (e.g. to limit radiation exposure from a new X-ray machine).

An assessment of the significance of these irrecoverable costs is required before commitment to the costs is made through approval of the technology or AWR. The potential significance depends on the following: (i) whether the estimate of cost-effectiveness would alter if a decision were to be revised earlier than anticipated; (ii) the likelihood that the decision might be altered; and (iii) the size of the irrecoverable costs as a proportion of the total costs of the technology. Figure 3 shows the net health benefit² for EECP compared with control (no EECP treatment) for a UK population of current and future patients whose treatment choice is to be informed by the decision. The initial costs of treatment with EECP are high and far in excess of the immediate health benefits resulting in negative net benefit in the early years of treatment. This negative net benefit is offset by positive net benefit in later periods but it is not until 17 years that the healthcare system recoups the investment. If research reports (or other changes occur) before this breakeven point of 17 years, there is a chance that the results of the research will indicate that the technology is not cost-effective, and approval is withdrawn. In this case, the initial losses are sunk costs because the additional health gains are not accumulated in a sufficient number of patients to outweigh the upfront investment costs. Even in the absence of capital costs, EECP exhibits irrecoverable costs, as shown in Figure 3 for non-capital expenditure, but the profile of investment is less risky, that is breaks even earlier at 6 years. The time horizon for the technology is also an important consideration. If approval is withdrawn before the end of the lifetime of the technology, the potential loss in net benefit is large because the capital costs allocated pro-rata to treating future patients cannot be recovered. In circumstances where there are significant irrecoverable investment costs, OIR avoids the commitment of these costs and preserves the option to approve the technology at a later date when the profile of investment is less risky. In reality, this is more likely to be the case for a single product such as EECP but may be less significant for a

²Net health benefit of an intervention is the health gain expected from the intervention relative to its comparator (incremental effectiveness) minus the health gain forgone elsewhere in other programmes by diverting resources (incremental costs) to the intervention under consideration (incremental costs/threshold of cost-effectiveness). If the net health benefit of the intervention exceeds that of the comparator (i.e. incremental net health benefit is greater than zero), the intervention is considered to represent value compared with the comparator given the threshold of cost-effectiveness.

family of devices such as stents (e.g. the sunk costs associated with the first introduction of DES in the market were not a major issue because the investment costs associated with training and catheterisation labs were borne when percutaneous coronary intervention with stents was introduced).

3.4. Dynamic pricing

For medical devices, prices are much more likely to change over time compared with pharmaceuticals. This is largely due to the market entry of new products, iterative incremental developments over time and more flexible procurement for devices (Drummond *et al.*, 2009; Sorenson *et al.*, 2011). The price of the device and/or comparators clearly plays a key role in determining whether the device is expected to be cost-effective. However, the price will also have important implications for uncertainty and the value of additional evidence. In its simplest form, if the price of the technology is reduced, there will be greater benefits of early access to the technology, and if the technology is already expected to be of value at the original price, the value of additional evidence will tend to fall. The outcome of a decision about the technology can also directly influence pricing. For example, the price for the comparator technology (i.e. the one that is not considered to be cost-effective) may be rapidly driven down, and it might fall faster than the price of the new technology, changing the implied estimate of cost-effectiveness and level of uncertainty (Drummond *et al.*, 2009).

The price at which a technology would just be expected to be cost-effective is commonly referred to as the value-based price for the technology. It describes the threshold price at the point of indifference between accepting and rejecting the technology (assuming that there is no uncertainty in cost-effectiveness). At this price, the incremental net benefit for the technology is zero; therefore, it represents the maximum price that the healthcare system can afford to pay for the technology without imposing negative net benefit (Claxton *et al.*, 2008). However, in most circumstances, there is uncertainty and a number of other value-based prices exist, each of which represents the threshold price at which the decision option changes. For example, OIR for a technology, which is expected to be cost-effective but with uncertainty (or significant irrecoverable costs),

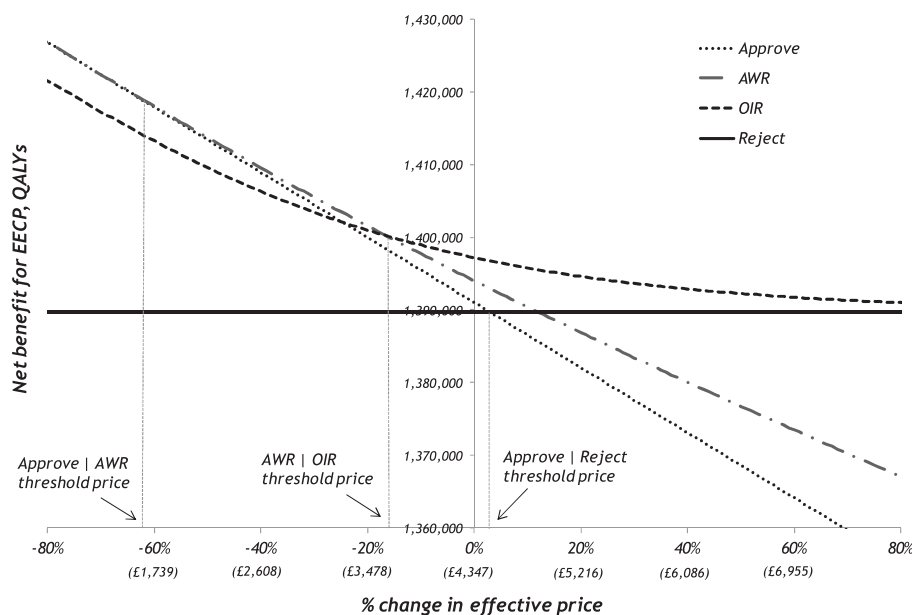


Figure 4. Price thresholds based on the maximum net health benefit of different decision options for enhanced external counterpulsation (EECP) when research takes 3 years to report. Net health benefit is expressed at a population level for current and future patients whose treatment choice is to be informed by the decision. QALYs, quality-adjusted life years.

might be revised to Approve with a sufficient price reduction. Similarly, AWR might be revised to Approve if the benefits of early approval now exceed the value of additional evidence.

Figure 4 shows the price thresholds at which the decision changes for EECP based on the maximum net health benefit of the different decision options when research takes 3 years to report. The decision option on the outer envelope of the curves is the one which offers the highest net benefit at each price. Although EECP, on the balance of evidence, is expected to be cost-effective at its current price of £4347 per patient in the UK, OIR offers greater expected net health benefit at this price. This is because it avoids the commitment of significant irrecoverable costs which cannot be recovered if the results of research indicate that its initial approval should be withdrawn (McKenna and Claxton, 2011). The price to ensure unrestricted access to EECP, that is not restricting to OIR, needs to be considerably lower because of the significant irrecoverable opportunity costs. For example, the price threshold for AWR | OIR, that is the price below which AWR offers the highest net benefit and the price above which OIR offers the best return, is 18% below the effective price of EECP. A price reduction of just over 60% would be required for approval of EECP without conditional access (i.e. price threshold for Approve | AWR).

3.5. Incentives for further research

The threshold price for the different decision options represents the maximum price that the healthcare system can afford to pay at the time that the medical device is being evaluated and when the results of any subsequent research have not yet been undertaken. Manufacturers may only retain an incentive to conduct the research that is needed if they believe that there are additional benefits which have not been evidenced at the time of the evaluation (Claxton *et al.*, 2012). Consideration of how the value of the technology and the value of additional research might be shared between the manufacturer and the health sector can help to inform who might reasonably be expected to pay for (conduct) the research specified under AWR or OIR.

Table 1a illustrates an example of a technology that is expected to be effective based on the evidence available at the time of the evaluation (i.e. without research, the expected change in quality-adjusted life years, Δ QALYs, relative to its comparator technology is positive), but it is not certain to be effective (i.e. under some realisations of uncertainty, the technology has a negative impact on health, corresponding to a negative change in quality-adjusted life years, e.g. realisation 3). The price of the technology is fixed at the value-based price so that, on average, the change in net benefit for the technology, Δ NB, is equal to zero. In other words, without further research to resolve the uncertainty in effectiveness, the health system is expected to gain (or lose) nothing from the use of the technology, while the manufacturer is expected to gain a revenue equivalent to 3 QALYs. Here, the additional costs of the technology, Δ Costs, are assumed to represent acquisition costs and are expressed in terms of health benefits, that is the additional costs are expressed as the health that will be forgone elsewhere in other programmes by diverting resources to this technology (e.g. additional costs of £60 000 are divided by the threshold of cost-effectiveness of £20 000 per QALY to give 3 QALYs). There is a chance that a decision to approve the technology could result in a loss of 6 QALYs, with a probability of loss equal to one-third (see realisation 3 in Table 1a). The health system can avoid this loss by ensuring that further research is conducted under an AWR or OIR decision. The results of research indicate whether the technology would be accepted or rejected for a particular realisation of uncertainty (Table 1b). The expectation over the possible realisations in Table 1b indicates that both the health system and the manufacturer could gain an additional 2 QALYs from further research.

The question that now remains is who might reasonably be expected to pay for this research? The value of research to the manufacturer is 2 QALYs only if the original decision was OIR (Table 1c). If the original decision was AWR, the manufacturer would have no incentive to conduct the research as it could result in a potential loss of 1 QALY (because revenue before research was equivalent to 3 QALYs). Therefore, research only runs a risk to manufacturers that approval is withdrawn under some realisations of uncertainty. In these circumstances, it might only be reasonable to expect the health sector to pay for or conduct the research. It is unlikely that a possible trade could be negotiated between the manufacturer and health sector whereby the manufacturer

Table 1a. An illustration of the value of further research to the manufacturer and health sector: without research

a	Realisation of uncertainty	Without research		
		Δ Costs	Δ QALYs	Δ NB
	1	3	9	6
	2	3	3	0
	3	3	-3	-6
	Expectation	3	3	0

QALYs, quality-adjusted life years; NB, net benefit.

Δ Costs, additional costs for new technology relative to comparator, expressed in terms of equivalent QALYs (see previous footnote on net health benefit).

Δ QALYs, incremental quality-adjusted life years for new technology relative to comparator.

Δ NB, incremental net benefit for new technology relative to comparator, expressed in terms of equivalent QALYs (i.e. difference between Δ QALYs and Δ Costs).

Table 1b. An illustration of the value of further research to the manufacturer and health sector: with research

b	Decision	With research	
		Δ NB	Revenue
	Accept	6	3
	Accept	0	3
	Reject	0	0
	Expectation	2	2

NB, net benefit.

Table 1c. An illustration of the value of further research to the manufacturer and health sector: payoff

c	Decision option	Payoff	
		Health sector	Manufacturer
	Approve	0	3
	Reject	0	0
	With research	2	2
	Value of research	2	-1 (AWR) 2 (OIR)

AWR, approval with research; OIR, only in research.

compensates the health system for not doing the research; because in this case, the manufacturer would only be willing to pay up to 1 QALY in such a trade, but the health system would need a minimum of 2 QALYs to forgo the research. If the original decision was OIR, both sectors could potentially share the costs of the research. However, the costs of the research must also fall below 2 QALYs for the research to be of potential value to either the health sector or manufacturer. Determining how the costs and benefits might be shared between sectors and identifying situations when the social and commercial values do not always match are important considerations for incentivising further research and innovation in medical devices.

The gain from research to the manufacturer and health system will also vary depending on the uncertainty pattern and the potential information asymmetry between both sectors. Table 1a–c describes a situation where the technology is not certain to be effective and the manufacturer and health sector could share the value of research. However, this share and who should pay for the research will also depend on the informational advantage that the manufacturer could potentially have. For example, if the manufacturer took a more optimistic view

of the evidence than the health sector and regarded realisation 1 in Table 1b as more likely to occur (gain of 6 QALYs) and realisation 3 as less likely (no gain with research), then their assessment would lead them to believe that the health system should undertake and pay for the research (because the health system will gain 6 QALYs under realisation 1, while the manufacturer will only gain a revenue of 3 QALYs, which is equivalent to their expected gain under Approve without further research). Therefore, the prospects of research and deciding who might reasonably be expected to pay for/conduct it will depend on information asymmetries that can arise if the manufacturer has some information about uncertainty, while the regulator or health system does not.

Another important factor relating to incentivising research in medical devices is that other manufacturers can sometimes claim near-equivalence to a device that is already on the market, thereby avoiding the need to collect data on their own device.³ This also raises the important issue of transferability of evidence and learning across devices. The extent to which evidence from one technology is applicable to another is likely to depend on the class of the device.

Here, we have only outlined the most straightforward application of the approach when there is only one device available to treat a given condition. If other devices are available (or likely to become available in the near future) and/or evidence and learning can be inferred from one device to another, then other policies will be required. For example, if the first device to treat the condition is undergoing OIR or AWR and another device is deemed to be near equivalent, it would make sense to include that device in the existing OIR/AWR scheme. This would both speed up the accumulation of data and also provide further information on whether the near-equivalence assumption is justified. Furthermore, in situations whether the manufacturers were being asked to contribute financially to the OIR/AWR scheme, it would enable some cost-sharing between the two manufacturers.

Assessing the value of the technology and the future value of research for medical devices is further complicated by the immediacy of competitive products and the speed of partial obsolescence as technologies evolve over time. This makes it difficult to assess the timescale over which additional information generated by research is likely to be valuable for. Some assessment may be possible on the basis of historical evidence and expert judgments about future innovations in the area and other evaluative research that may be planned or underway (e.g. through registries, expert elicitation and historic evidence of diffusion).

4. DISCUSSION

This paper has set out the conceptual issues that require consideration when dealing with uncertainty and the value of further research in relation to medical devices. The paper has focussed on the principles and assessments that are required rather than the methods of analysis. This distinction between the assessments required and the methods of analysis recognises that how the assessments might be informed is likely to differ across different types of healthcare systems and jurisdictions. The methods of analysis are likely to be more straightforward to implement than the principles themselves (e.g. using standard cost-effectiveness analysis, probabilistic sensitivity analysis, value of information analysis and statistical assessment of learning curve data). Even if these concepts are not implemented through formal methods of analysis, some consideration should be given to them as part of the deliberation process when making decisions about a technology. For example, even in health systems where there is an absence of firm budget constraints or where economic analysis is not explicitly incorporated into the decision-making process, the same principles can be applied (Claxton *et al.*, 2015). The key considerations are outlined in this work, but we do not presuppose how different aspects of health gained and forgone might be measured and valued as this is going to differ across different healthcare systems.

The development of the framework is intended to improve transparency in communicating the considerations that play an important role in the adoption of innovative clinically and cost-effective medical technologies and to

³This is the basis of the US Food and Drug Administration 510(k) notification scheme, discussed in the paper by Ciani *et al.* in this journal supplement.

identify when research might reasonably be expected to be provided by sponsors. This is important given the growing interest among both payers and producers of medical products for agreements that involve some form of ‘risk-sharing’ (Garrison *et al.*, 2013). An example is the recent NHS England Commissioning through Evaluation programme, which is for devices and procedures which have typically less evidence available to support the development of a full commissioning policy. These programmes allow patients early access to promising new treatments while new data is collected. Such programmes should consider the issues raised in this paper, in particular, those relating to irrecoverable costs. Many healthcare systems are now adopting ‘coverage with evidence development’ (CED) schemes of a similar nature to the one proposed here. For example, the French have introduced a CED scheme under Article L. 165-1-1 of the French Social Security Code, Germany has introduced a CED scheme under Section 137e SGB V run by the Federal Joint Committee, while the US has more than 20 documented performance-based risk-sharing arrangements including CED (Garrison *et al.*, 2013; Martelli and Van den Brink, 2014). All of these schemes are aimed at narrowing the gap between getting innovative medical devices into practice and funding studies for the collection of valuable evidence. CED schemes are intended to contribute to improved collaboration between healthcare systems and manufacturers to ensure value to all stakeholders. If these schemes are to work effectively then improved collaboration at all stages of the process is required. One of the challenges for many countries is the separation between decision-making bodies responsible for making reimbursement decisions from research funding bodies responsible for making research decisions. This makes it all the more important that manufacturers retain an incentive to fund research. In this work, we have highlighted the circumstances when manufacturers have an incentive to either price accordingly to achieve approval, conduct research at an earlier stage so that the need for additional evidence is eliminated or accept restricted access until the results of research become known. It seems important that some consideration should be given to the likely prospects that research will be conducted and who should reasonably be expected to pay for it, that is whether it is a priority for public funding or for manufacturers to undertake. The prospects of performing research under OIR or AWR schemes are further complicated by the fact that there are potential information asymmetries arising if the manufacturer has some information about uncertainty, while the regulator does not. The agency relationship between the manufacturer and health system will also change in the face of varying uncertainty patterns. Thus, there is an important link between price, uncertainty, value of additional evidence and potential information asymmetry between the agencies involved.

In conclusion, CED schemes for medical devices offer great potential for getting timely access to new innovative technologies and the collection of valuable evidence to reduce uncertainty but there are a number of important considerations relating to the likely prospects that research will be conducted and who might reasonably be expected to pay for it.

ACKNOWLEDGEMENTS

We would like to thank all work package partners and individuals involved in Project MedtecHTA. In particular, we would like to thank Mike Drummond, Aleksandra Torbica and Rod Taylor for providing valuable comments throughout this work. This paper is based on research funded by the European Union Seventh Framework Programme under grant agreement HEALTH-F3-2012-305694 (Project MedtecHTA). The views and opinions expressed therein are those of the authors.

REFERENCES

- Briggs A, Claxton K, Sculpher M. 2006. *Decision Modelling for Health Economic Evaluation*, Oxford University Press: Oxford.
- Claxton K, Briggs A, Buxton MJ, Culyer AJ, McCabe C, Walker S, Sculpher MJ. 2008. Value based pricing for NHS drugs: an opportunity not to be missed? *British Medical Journal* **336**: 251–254.

- Claxton K, Griffin S, Koffijberg H, McKenna C. 2015. How to estimate the health benefits of additional research and changing clinical practice. *British Medical Journal* 2015;**351**:h598.
- Claxton K, Palmer S, Longworth L, Bojke L, Griffin S, McKenna C, Soares M, Spackman DE, Youn J. 2012. Informing a decision framework for when NICE should recommend the use of health technologies only in the context of an appropriately designed programme of evidence development. *Health Technology Assessment*. 2012;**16**(46):1–323.
- Claxton K, Palmer S, Longworth L, Bojke L, Griffin S, Soares M, Spackman E, Rothery C. 2016. A comprehensive algorithm for approval of health technologies with, without, or only in research: the key principles for informing coverage decisions. *Value in Health*. 2016 Sep – Oct;**19**(6):885–891.
- Cook JA, Ramsay CR, Carr AJ, Rees JL. 2012. A questionnaire elicitation of surgeons' belief about learning within a surgical trial. *PloS One* 7(11): e49178. 1–4.
- Drummond M, Griffin A, Tarricone R. 2009. Economic evaluation for devices and drugs – same or different? *Value in Health* **12**: 402–406.
- Drummond MF, Sculpher MJ, Claxton K, Stoddart GL, Torrance GW. 2015. *Methods for the Economic Evaluation of Health Care Programmes*, Oxford University Press: Oxford.
- Garrison LP, Towse A, Briggs A, De Pouvourville G, Grueger J, Mohr PE, Severens JL, Siviero P, Sleeper M. 2013. Performance-based risk-sharing arrangements – Good practices for design, implementation, and evaluation: report of the ISPOR good practices for performance-based risk-sharing arrangements task force. *Value in Health* **16**: 703–719.
- Girling A, Lilford R, Cole A, Young T. 2015. Headroom approach to device development: current and future directions. *International Journal of Technology Assessment in Health Care* **31**: 331–338.
- Martelli N, Van den Brink H. 2014. Special funding schemes for innovative medical devices in French hospitals: the pros and cons of two different approaches. *Health Policy* **117**: 1–5.
- Mccabe CJ, Stafinski T, Edlin R, Menon D. 2010. Access with evidence development schemes: a framework for description and evaluation. *PharmacoEconomics* **28**: 143–152.
- McKenna C, Claxton K. 2011. Addressing adoption and research design decisions simultaneously: the role of value of sample information analysis. *Medical Decision Making* **31**: 853–865.
- McKenna C, Hawkins N, Claxton K, Mcdaid C, Suekarran S, Light K, Chester M, Cleland J, Woolcott N, Sculpher M. 2010. Cost-effectiveness of enhanced external counterpulsation (EECP) for the treatment of stable angina in the UK. *International Journal of Technology Assessment in Health Care* **26**: 175–182.
- McKenna C, Soares M, Claxton K, Bojke L, Griffin S, Palmer S, Spackman E. 2015. Unifying research and reimbursement decisions: case studies demonstrating the sequence of assessment and judgments required. *Value in Health* **18**: 865–875.
- Murphy AM. 2013. *Economic Evaluations for Health Technologies with an Evolving Evidence Base: A Case Study of Transcatheter Aortic Valve Implantation*, Doctor of Philosophy, University of Glasgow: Glasgow.
- Ramsay CR, Grant AM, Wallace SA, Garthwaite PH, Monk AF, Russell IT. 2001. Statistical assessment of the learning curves of health technologies. *Health Technology Assessment* 2001;**5**(12):1-79.
- Rogers EM. 2003. *Diffusion of Innovations*, United States of America, The Free Press, A Division of Simon & Schuster, Inc: New York.
- Sorenson C, Tarricone R, Siebert M, Drummond M. 2011. Applying health economics for policy decision making: do devices differ from drugs? *Europace* **13**: ii54–ii58.
- Stafinski T, Mccabe CJ, Menon D. 2010. Funding the unfundable: mechanisms for managing uncertainty in decisions on the introduction of new and innovative technologies into healthcare systems. *PharmacoEconomics* **28**: 113–142.
- Vallejo-Torres L, Steuten L, Parkinson B, Girling AJ, Buxton MJ. 2011. Integrating health economics into the product development cycle: a case study of absorbable pins for treating hallux valgus. *Medical Decision Making* **31**: 596–610.
- Walker S, Sculpher M, Claxton K, Palmer S. 2012. Coverage with evidence development, only in research, risk sharing or patient access scheme? A framework for coverage decisions. *Value in Health* **15**: 570–579.