

This is a repository copy of *Natural variability is essential to learning new faces*.

White Rose Research Online URL for this paper:

<https://eprints.whiterose.ac.uk/107346/>

Version: Accepted Version

---

**Article:**

Kramer, Robin Stewart Samuel, Jenkins, Robert [orcid.org/0000-0003-4793-0435](https://orcid.org/0000-0003-4793-0435), Young, Andrew William [orcid.org/0000-0002-1202-6297](https://orcid.org/0000-0002-1202-6297) et al. (1 more author) (2017) Natural variability is essential to learning new faces. VISUAL COGNITION. pp. 470-476. ISSN 1350-6285

<https://doi.org/10.1080/13506285.2016.1242522>

---

**Reuse**


Items deposited in White Rose Research Online are protected by copyright, with all rights reserved unless indicated otherwise. They may be downloaded and/or printed for private study, or other acts as permitted by national copyright laws. The publisher or other rights holders may allow further reproduction and re-use of the full text version. This is indicated by the licence information on the White Rose Research Online record for the item.

**Takedown**

If you consider content in White Rose Research Online to be in breach of UK law, please notify us by emailing [eprints@whiterose.ac.uk](mailto:eprints@whiterose.ac.uk) including the URL of the record and the reason for the withdrawal request.

Volume 21 – Issue 1 – January 2013

Visual Cognition



Routledge  
Taylor & Francis Group

**Natural variability is essential to learning new faces**

Journal:	<i>Visual Cognition</i>
Manuscript ID	Draft
Manuscript Type:	Full Article
Date Submitted by the Author:	n/a
Complete List of Authors:	Kramer, Robin; University of York Jenkins, Rob; University of York Young, Andy; University of York Burton, Mike; University of York,
Keywords:	face learning, face recognition, variability

SCHOLARONE™  
Manuscripts

1  
2  
3  
4  
5  
6  
7  
8  
9  
10  
11  
12  
13  
14  
15  
16  
17  
18  
19  
20  
21  
22  
23  
24  
25  
26  
27  
28  
29  
30  
31  
32  
33  
34  
35  
36  
37  
38  
39  
40  
41  
42  
43  
44  
45  
46  
47  
48  
49  
50  
51  
52  
53  
54  
55  
56  
57  
58  
59  
60

## Natural variability is essential to learning new faces

Robin S. S. Kramer, Rob Jenkins, Andrew W. Young & A. Mike Burton  
Department of Psychology, University of York

### Correspondence to:

Mike Burton, Department of Psychology, University of York, York YO10 5DD, UK  
Tel. +44 1904 3231409 Email [mike.burton@york.ac.uk](mailto:mike.burton@york.ac.uk)

### Acknowledgements

We would like to thank Renée Lefebvre for taking part in the initial piloting of the video procedure. The research leading to these results has received funding from the European Research Council under the European Union's Seventh Framework Programme (FP/2007-2013) / ERC Grant Agreement n.323262 to AMB, and from the Economic and Social Research Council, UK [ES/J022950/1] to AMB.

**Running Head:** Natural variability is essential to learning new faces

**Abstract**

We learn new faces throughout life, for example in everyday settings like watching TV. Recent research has shown that *image variability* is key to this ability: if we learn a new face over highly variable images, we are better able to recognise that person in novel pictures. Here we asked people to watch TV shows they had not seen before, and then tested their ability to recognise the actors. Some participants watched TV shows in the conventional manner, whereas others watched them upside down or contrast-reversed. Image variability is equivalent across these conditions, and yet we observed that viewers were unable to learn the faces upside down or contrast-reversed – even when tested in the same format as learning. We conclude that variability is a necessary, but not sufficient condition for face learning. Instead, mechanisms underlying this process are tuned to extract useful information from variability falling within a critical range that corresponds to natural, everyday variation.

**Key words:** Face recognition, face learning

## Introduction

Our ability to learn new faces is poorly understood. This is perhaps surprising, because there are large differences between perception of familiar and unfamiliar faces (see Johnston & Edmonds, 2009, for a review). Familiarity allows us to generalise over a very large range of conditions, and we can recognise the people we know, even in highly degraded images (Burton, Wilson, Cowan & Bruce, 1999; Clutterbuck & Johnston, 2005). However, unfamiliar face perception is more closely image-bound, and does not generalise well to new pictures of the same person (Bruce et al, 1999; Hancock, Bruce & Burton, 2000).

Early studies of face learning emphasised the duration or frequency of encounters (e.g. Shapiro & Penrod, 1986) and achieved only limited success. In part, this limited success may be attributable to over-reliance on highly standardised images. It is now clear that different images of the same person can look very dissimilar (Adini, Moses & Ullman, 1997; Jenkins, White, van Montfort & Burton, 2011), which limits the usefulness of standardised images for testing face recognition. In everyday life the appearance of a particular face is determined not only by changes in viewpoint and lighting, but also by non-rigid motion arising from speech and emotional expression. Exposure to these changes could be central to the process of face learning because the presence of variability provides the visual system with information about what is constant over different encounters with an individual (Bruce, 1994). In support of this hypothesis, recent experiments have shown that exposure to such variability is a key predictor of learning (Andrews, Jenkins, Cursiter & Burton, 2015; Murphy, Ipser, Gaigg & Cook, 2015; Ritchie & Burton, in press). Exposure to greater variability in images of a particular face leads to a more robust facial representation that can generalise to novel images of that face.

In this study we address the fundamental question of whether image variability *per se* is sufficient to explain everyday face learning. As this issue is bound up with the natural range over which people are encountered, we are concerned not to use artificial lab-based learning settings. We have argued previously that the use of ambient images (Burton, 2013; Jenkins et al, 2011) is critical to understanding face recognition, and so here we ask people to learn new faces in a normal setting: watching TV. Participants watched episodes from a sitcom, which they had never seen prior to the experiment, and were then tested on novel photos of the actors. Under these conditions we expect good face learning. However, we asked some

1  
2  
3 participants to watch the TV episodes upside down (inverted) or contrast-reversed.  
4 These manipulations have no effect on the variability exhibited by the characters –  
5 however, they clearly disrupt the typical ways in which faces are encountered in daily  
6 life.  
7  
8

9  
10 Inversion and negation are, of course, well-known to disrupt familiar face  
11 recognition (Yin, 1969; Galper, 1970), but these effects are usually measured for  
12 faces that are learned in a normal format and then tested in a different format in the  
13 laboratory. However, there is some evidence that extensive training (hundreds of  
14 exposures) to relatively small numbers of images, can reduce the well-known effect of  
15 inversion (Laguesse, Dormal, Biervoye, Kuefner & Rossion, 2012) though this tends  
16 to be based on image-specific learning (Hussain, Sekuler & Bennett, 2009; Robbins &  
17 McKone, 2003). In our experiments, we were able to expose viewers to exactly the  
18 same naturalistic range of faces (TV episodes) in typical or atypical (inverted or  
19 contrast-reversed) formats. If variability is the key to face learning, then there should  
20 be equivalent learning in each condition – provided recognition tests are consistent  
21 with learning format (i.e., a face learned inverted should be well-recognised inverted).  
22 Furthermore, one might predict equivalent costs of format change: for example, a face  
23 learned inverted might be hard to recognise upright. Alternatively, if the variability  
24 that leads to face learning is not a simple statistical summary of exposure history, but  
25 is tied more closely to the ways in which variability across the *class* of faces is  
26 typically encountered - i.e. to natural everyday variability - then we would expect  
27 much better learning when faces are shown in typical format.  
28  
29  
30  
31  
32  
33  
34  
35  
36  
37  
38  
39  
40

### 41 **Experiment 1**

42  
43  
44 Our first experiment investigated whether people were able to learn the faces of  
45 new identities when these identities were experienced inverted. This involves asking  
46 participants to watch TV upside down. As we were initially unsure whether this  
47 would be a disturbing experience, we first ran a pilot study in which two observers  
48 (RSSK plus one other) watched, upside down, several episodes of a TV programme  
49 which they had not previously seen. This pilot convinced us that the experience was  
50 not an uncomfortable one, and that it was easy to follow the plot and engage with the  
51 programme. We therefore proceeded to the formal experiment.  
52  
53  
54  
55  
56  
57  
58  
59  
60

## *Method*

### *Participants*

Eighty students (57 women; age  $M = 20.70$  years,  $SD = 3.10$ ; 98.75% self-reported ethnicity as White or White mixed) at the University of York took part in exchange for either course credits or a small payment. The data from two additional participants were excluded because they reported being familiar with one of the actors after viewing the videos.

### *Stimuli*

Two episodes of the US television sitcom 'Cristela' (2014-2015) were selected for the face learning phase of the experiment. This series was chosen because the actors featured were expected to be unfamiliar to UK participants. The total playing time for both episodes was 42 minutes 7 seconds. These particular episodes (Season 1, Episodes 2 and 8) were selected because the eight main characters appeared in one or more scenes in both episodes. No other characters featured other than tangentially.

For each of the eight characters, two different facial photographs were downloaded from a Google Images search and used to test how well each face had been learnt. Note that these test photographs were not images of the actors as they appeared in the show (e.g., screenshots). In addition, two photographs of 'foils' (other people who resembled the actors) were downloaded for each actor using descriptive search terms that matched the actor's general appearance (e.g., 'blonde woman', 'grey haired man'). All images were high quality, colour, unconstrained, naturalistic photographs, and were cropped around the person's head, as in Figure 1. Images were resized to 380 x 570 pixels.

### *Procedure*


Participants watched both episodes of the sitcom, with no delay in between and no commercial breaks, using VLC media player. They wore on-ear headphones throughout and adjusted the volume to their own preferences. The purpose of the experiment was not revealed, and the face recognition task was not mentioned.

1  
2  
3 Instead, participants were simply instructed to “focus on the social relationships  
4 between the characters” while watching the videos, and told that there would be “a  
5 short computer task” afterwards. Before watching the videos, participants were asked  
6 if they were familiar with either the sitcom or any of the actors who starred in it (their  
7 names were presented on a printed sheet), and all responded that they had no prior  
8 familiarity.  
9

10  
11  
12 For half of the participants the episodes were viewed in colour in the normal  
13 upright format. For the remaining participants, both episodes were played inverted  
14 (rotated by 180 degrees) onscreen, using VLC’s video effects options. Allocation of  
15 participants to these conditions was made by alternation, i.e. the first participant  
16 viewed upright, the second upside down, etc.  
17  
18

19  
20  
21 After watching the two episodes, participants carried out an old/new decision  
22 task on individual face images, presented in random order. In the first test block of 16  
23 trials, participants were shown one image and one foil (both randomly selected from  
24 the two pairs collected) for each of the eight actors. These were presented inverted  
25 (rotated by 180 degrees – see Figure 1) in a random sequence, and participants were  
26 asked onscreen, “Did you see this actor in the TV show?” A Likert scale appeared  
27 below each image, with labels ranging from -3 (“definitely no”) through 0 (“unsure”)  
28 to 3 (“definitely yes”). A continuous scale was used, rather than asking for a simple  
29 yes/no response, in order to provide more fine-grained information, (e.g. Bonner,  
30 Burton & Bruce, 2003). Responses were made using the mouse, with no time limit. In  
31 the second block of 16 trials, the remaining images (the other image and foil for each  
32 actor) were presented upright onscreen and the same question was posed and  
33 responses collected.  
34  
35  
36  
37  
38  
39  
40  
41  
42  
43  
44  
45  
46  
47  
48  
49  
50  
51  
52  
53  
54  
55  
56  
57  
58  
59  
60



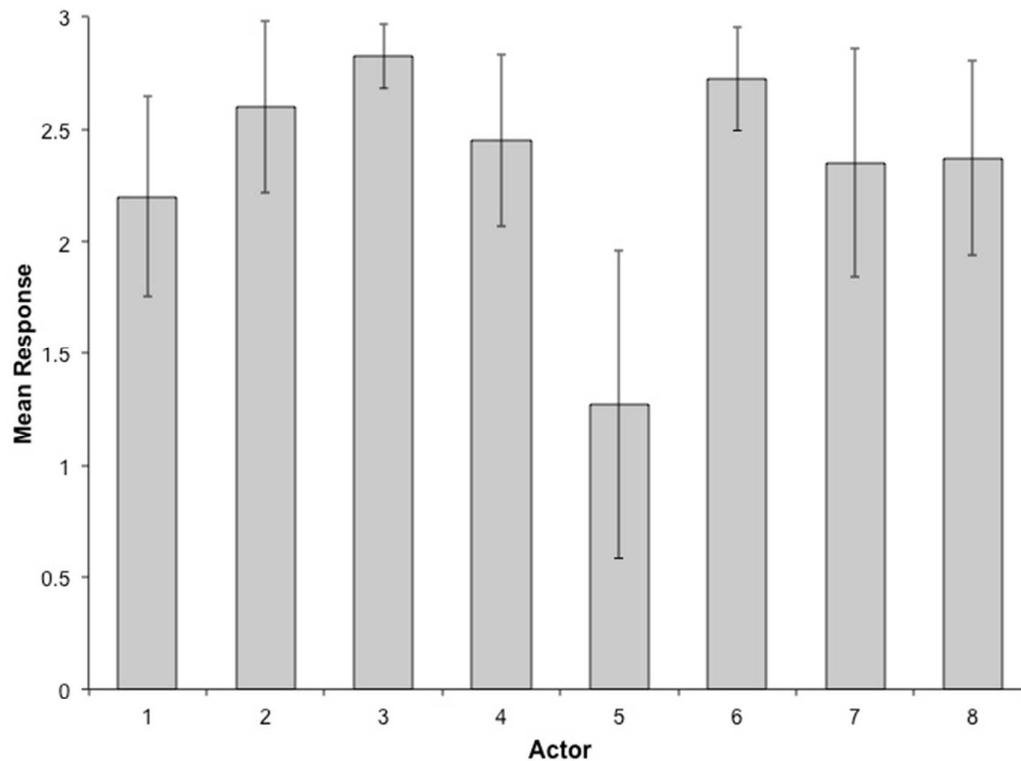


**Figure 1.** An example test image from Experiment 1, presented either upright (left) or inverted (right). Image attributed to Dominick Dusseault (Own work) [CC BY-SA 2.0].

Throughout the viewing of inverted videos (for participants in that condition), and inverted images during the test, participants were asked not to rotate their heads or try to see the faces upright as this would be considered “cheating”.

### **Results**

Although we limited our investigation to the recognition of only the eight core actors, we found that several participants failed to learn and later recognise one of these actors. Across both episodes, it turned out that the actress Justine Lupe appeared onscreen (including in the background of scenes) for a total of only 2 minutes 49 seconds. Considering only recognition of upright images after learning in the upright viewing condition (where accuracy should be at its highest), participants were noticeably worse with Lupe in comparison with the remaining seven actors (see Figure 2). Therefore, recognition trials involving Lupe and her foils were excluded from subsequent analyses.

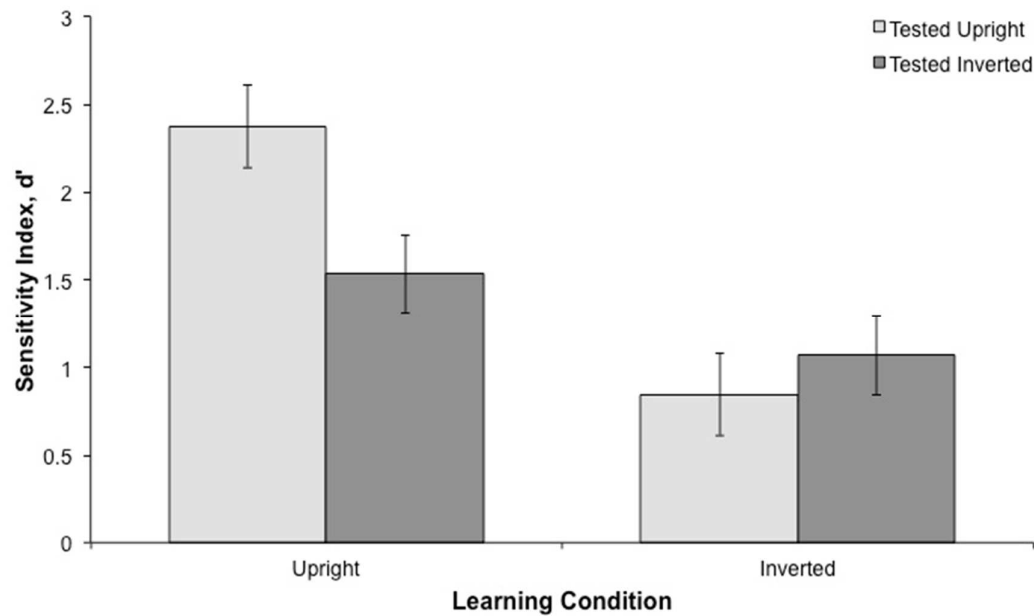


**Figure 2.** Recognition of each actor's face from upright test images after learning in the upright viewing condition. Performance is expressed in terms of mean ratings on the -3 to +3 Likert scale. Actor 5 is Justine Lupe. Error bars represent 95% confidence intervals.

In order to determine whether the remaining actors were learned and subsequently recognised, we investigated signal detection measures as follows. We converted our participants' responses (ranging from -3 to +3) to 'absent' (-3 to -1) and 'present' (+1 to +3), and discarded the remaining 'unsure' (0) responses. We then calculated sensitivity indices ( $d'$ ) using: *Hit*: test image is of an actor from the show and participants responded 'present'; *False alarm*: test image is of a foil and participants responded 'present'. Upright and inverted test images were considered separately.

These  $d'$  values were analysed using a 2 (Learning Condition: upright vs. inverted) x 2 (Test Image: upright vs. inverted) mixed ANOVA. Learning Condition varied between subjects while Test Image varied within subjects. A significant

interaction,  $F(1, 78) = 22.88, p < .001, \eta^2_p = .23$ , prompted us to carry out tests for simple main effects (see Figure 3).



**Figure 3.** Sensitivity indices ( $d'$ ) for faces learned upright and inverted. Errors bars represent 95% confidence intervals.

After learning faces upright, participants were better at recognising upright ( $M = 2.37$ ) in comparison with inverted test images ( $M = 1.53$ ),  $F(1, 78) = 28.58, p < .001, \eta^2_p = .27$ , demonstrating the classic inversion effect. In contrast, for those who learned the faces inverted, we found no difference between recognising upright ( $M = 0.85$ ) and inverted test images ( $M = 1.07$ ),  $F(1, 78) = 2.01, p = .160, \eta^2_p = .03$ .

In addition, participants who learned the faces upright were better at recognising upright test images in comparison with those who learned inverted,  $F(1, 156) = 88.08, p < .001, \eta^2_p = .36$ . Interestingly, participants who learned the faces upright were also better at recognising inverted test images in comparison with those who learned inverted,  $F(1, 156) = 8.07, p = .005, \eta^2_p = .05$ . However, that particular effect size is small and so may not warrant further interpretation without replication.

## Experiment 2

1  
2  
3 Here, we investigated whether people were able to learn the faces of new  
4 identities when these identities were experienced contrast-reversed.  
5  
6

### 7 8 ***Method*** 9

#### 10 11 ***Participants*** 12

13  
14 A new set of 80 students (65 women; age  $M = 19.76$  years,  $SD = 1.57$ ; 100%  
15 self-reported ethnicity as White or White mixed) at the University of York took part  
16 in exchange for either course credits or a small payment. The data from one additional  
17 participant were excluded because he reported being familiar with one of the actors  
18 after viewing the videos.  
19  
20  
21  
22

#### 23 24 ***Stimuli*** 25

26  
27  
28 We used greyscale versions of images and videos used in Experiment 1,  
29 presented in either positive or negative contrast.  
30  
31

#### 32 33 ***Procedure*** 34

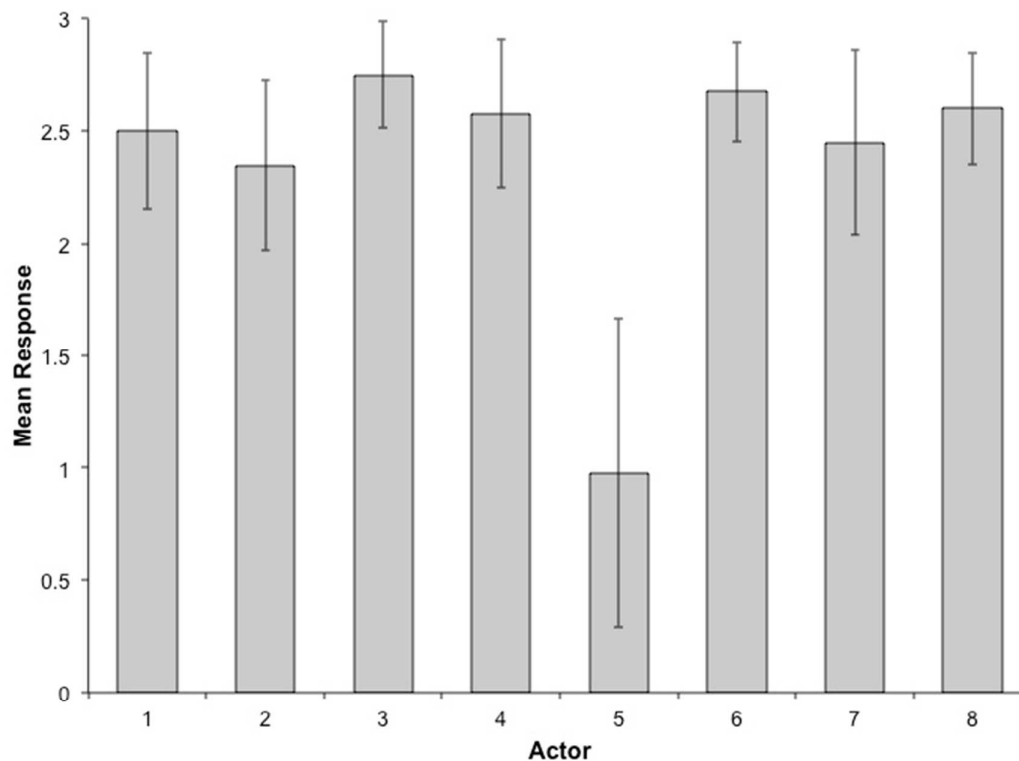
35  
36 The procedure here was identical to the previous experiment other than the two  
37 conditions used. Rather than watching the television episodes upright or inverted,  
38 participants watched them in either positive or negative contrast, using VLC's video  
39 effects options. Similarly, during the subsequent recognition test, images in the first  
40 block were presented in negative contrast, while images in the second block were  
41 positive contrast (see Figure 4). All videos and test images were presented upright.  
42  
43  
44  
45  
46  
47  
48  
49  
50  
51  
52  
53  
54  
55  
56  
57  
58  
59  
60



**Figure 4.** An example test image from Experiment 2, presented either in positive contrast (left) or negative contrast (right). Image attributed to Dominick Dusseault (Own work) [CC BY-SA 2.0].

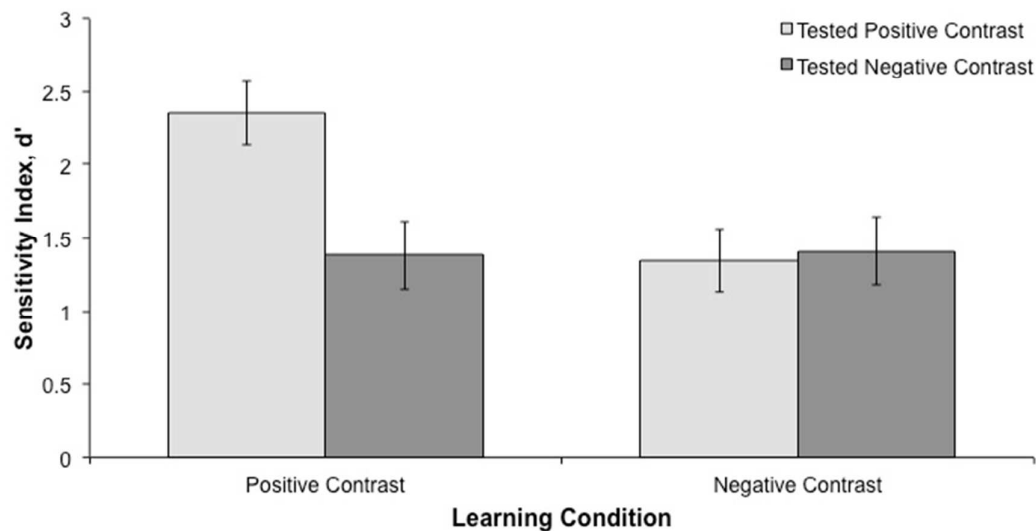
### *Results*

As in Experiment 1, participants were noticeably worse at learning the face of Justine Lupe (Figure 5). Therefore, recognition trials involving Lupe and her foils were excluded from subsequent analyses.



**Figure 5.** Recognition of each actor's face from positive test images, after learning in the positive viewing condition. Performance is expressed in terms of mean ratings on the -3 to +3 Likert scale. Actor 5 is Justine Lupe. Errors bars represent 95% confidence intervals.

Data were analysed using signal detection measures as in Experiment 1. The  $d'$  values were analysed using a 2 (Learning Condition: positive vs. negative contrast) x 2 (Test Image: positive vs. negative contrast) mixed ANOVA. Learning Condition varied between subjects while Test Image varied within subjects. A significant interaction,  $F(1, 78) = 27.13, p < .001, \eta_p^2 = .26$ , prompted us to carry out tests for simple main effects (see Figure 6).



**Figure 6.** Sensitivity indices ( $d'$ ) for faces learned in positive and negative contrast. Errors bars represent 95% confidence intervals.

After learning faces in positive contrast, participants were better at recognising positive images ( $M = 2.35$ ) than negative test images ( $M = 1.38$ ),  $F(1, 78) = 47.84$ ,  $p < .001$ ,  $\eta^2_p = .38$ , demonstrating the classic contrast-reversal effect. By comparison, those who learned the faces contrast-reversed showed no difference in recognition performance for positive ( $M = 1.35$ ) and negative test images ( $M = 1.41$ ),  $F(1, 78) = 0.20$ ,  $p = .656$ ,  $\eta^2_p = .00$ .

In addition, participants who learned the faces in positive contrast were better at recognising positive test images compared with those who learned the faces in negative contrast,  $F(1, 156) = 39.90$ ,  $p < .001$ ,  $\eta^2_p = .20$ , whereas participants who learned the faces in positive contrast were no better at recognising negative test images than those who learned negative images,  $F(1, 156) = 0.03$ ,  $p = .863$ ,  $\eta^2_p = .00$ .

## Discussion

First, we note that the paradigm of incidental learning of faces from watching episodes of sitcoms successfully emulates the main characteristic of familiar face recognition. After watching the episodes in normal video format, participants showed good recognition of previously unseen photographs of the characters' faces and correct rejection of similar-looking distractors (see Figures 3 and 6). This level of

1  
2  
3 performance is actually rarely achieved in laboratory studies using such a stringent  
4 test of face familiarisation.  
5

6 In both experiments, participants showed little ability to learn faces presented in  
7 atypical formats that involved watching inverted or contrast-reversed videos. Even  
8 when recognition of the faces was tested with images in the same format as the  
9 watched videos, it remained poor. Indeed face learning from these atypical formats  
10 was so poor that there was no reliable effect of switching format between the studied  
11 videos and the test images. In comparison, recognition of the faces learnt from normal  
12 videos was substantially impaired if the test images were inverted or contrast-  
13 reversed, showing the well-documented susceptibility of familiar face recognition to  
14 these transforms.  
15  
16  
17  
18  
19  
20

21 Inversion and contrast-reversal are transforms that have no impact on the  
22 underlying physical variability of the images themselves, yet create images of a type  
23 with which our visual systems have little experience. But in standard accounts of face  
24 recognition, each transform is thought to have a different locus. Inversion is usually  
25 thought to affect holistic or configural encoding, (e.g. Maurer, Le Grand & Mondloch,  
26 2002; Young, Hellawell & Hay, 1987). The effect of contrast-reversal has been more  
27 debated, but opinion is converging on the view that it impairs the encoding of critical  
28 texture patterns (Bruce & Langton, 1994; Gilad, Meng & Sinha, 2009; Russell,  
29 Biederman, Nederhouser & Sinha, 2007; Sormaz, Andrews & Young, 2013). Despite  
30 these putative differences between inversion and contrast-reversal, their impact on  
31 face learning proved equivalent. The key variable here seems to be whether or not the  
32 format of the studied videos was itself unusual.  
33  
34  
35  
36  
37  
38  
39  
40

41 In essence, our findings show that whilst normal image variability is useful to  
42 learning new faces, the unusual types of variability associated with atypical image  
43 formats are not. This has important implications for understanding how our visual  
44 systems make use of variability to learn new faces. For example, it has been noted  
45 that averaged representations offer a way of eliminating irrelevant image variations to  
46 arrive at the stable characteristics of a particular face (Burton, Jenkins, Hancock &  
47 White, 2005), and averaged images work well in a computer face recognition context  
48 (Jenkins & Burton, 2008). Here, we have shown that if some form of averaging is the  
49 mechanism that the brain uses to learn faces, it cannot apply this easily to faces  
50 presented in unusual formats.  
51  
52  
53  
54  
55  
56  
57  
58  
59  
60



1  
2  
3 An obvious hypothesis as to why this might happen is that inverted or contrast-  
4 reversed faces are not sufficiently 'face-like'. However, inspection of Figures 1 and 4  
5 suggests it is not hard to see that the inverted and reversed images depict faces. We  
6 think instead that the explanation is to be found in phenomena such as the narrowing  
7 of perceptual mechanisms in favour of faces as encountered in everyday life (Maurer  
8 & Werker, 2014; Pascalis, de Haan & Nelson, 2002; Pascalis et al, 2005). Tuning of  
9 processing mechanisms leading to perceptual narrowing is of course famously noted  
10 for language, where as adults we find it hard to separate meaningful from meaningless  
11 variability in the sounds of a foreign tongue (Werker, Gilbert, Humphrey & Tees,  
12 1981). Much the same point may apply to face recognition, where inverted or  
13 contrast-reversed faces simply do not fit the mechanisms we have created for finding  
14 a consistent representation. Heroic studies have shown that participants can learn  
15 *something* from inverted or contrast-reversed faces if given a lot of practice  
16 (Larguesse et al, 2012; Hussain et al, 2009), but this is probably no different from the  
17 observation that, given sufficient practice, we can also learn to discriminate foreign  
18 sounds.  
19

20 Our conclusion is that exposure to sufficient variability is a key factor in  
21 learning faces, but to be fully effective this variability has to be of a type to which our  
22 visual systems have become accustomed.  
23  
24  
25  
26  
27  
28  
29  
30  
31  
32  
33  
34  
35  
36  
37  
38  
39  
40  
41  
42  
43  
44  
45  
46  
47  
48  
49  
50  
51  
52  
53  
54  
55  
56  
57  
58  
59  
60

## References

- Adini, Y., Moses, Y., & Ullman, S. (1997). Face recognition: The problem of compensating for changes in illumination direction. *Pattern Analysis and Machine Intelligence, IEEE Transactions on*, 19(7), 721–732.
- Andrews, S., Jenkins, R., Cursiter, H., & Burton, A. M. (2015). Telling faces together: Learning new faces through exposure to multiple instances. *Quarterly Journal of Experimental Psychology*, 68(10), 2041–2050.
- Bonner, L., Burton, A. M., & Bruce, V. (2003). Getting to know you: How we learn new faces. *Visual Cognition*, 10(5), 527–536.
- Bruce, V. (1994). Stability from variation: The case of face recognition. The M.D. Vernon Memorial Lecture. *The Quarterly Journal of Experimental Psychology*, A, 47(1), 5–28.
- Bruce, V., Henderson, Z., Greenwood, K., Hancock, P. J. B., Burton, A. M., & Miller, P. (1999). Verification of face identities from images captured on video. *Journal of Experimental Psychology: Applied*, 5(4), 339–360.
- Bruce, V., & Langton, S. (1994). The use of pigmentation and shading information in recognising the sex and identities of faces. *Perception*, 23, 803 – 822.
- Burton, A. M. (2013). Why has research in face recognition progressed so slowly? The importance of variability. *Quarterly Journal of Experimental Psychology*, 66(8), 1467–1485.
- Burton, A. M., Jenkins, R., Hancock, P. J. B., & White, D. (2005). Robust representations for face recognition: The power of averages. *Cognitive Psychology*, 51(3), 256–284.
- Burton, A. M., Wilson, S., Cowan, M., & Bruce, V. (1999). Face recognition in poor-quality video: Evidence from security surveillance. *Psychological Science*, 10(3), 243–248.
- Clutterbuck, R., & Johnston, R. A. (2005). Demonstrating how unfamiliar faces become familiar using a face matching task. *European Journal of Cognitive Psychology*, 17(1), 97–116.
- Galper, R. E. (1970). Recognition of faces in photographic negative. *Psychonomic Science*, 19(4), 207–208.

- 1  
2  
3 Gilad, S., Meng, M., & Sinha, P. (2009). Role of ordinal contrast relationships in face  
4 encoding. *Proceedings of the National Academy of Sciences, USA*, 106, 5353-  
5 5358.  
6  
7  
8 Hancock, P. J. B., Bruce, V., & Burton, A. M. (2000). Recognition of unfamiliar  
9 faces. *Trends in Cognitive Sciences*, 4(9), 330–337.  
10  
11 Hussain, Z., Sekuler, A. B., & Bennett, P. J. (2009). Perceptual learning modifies  
12 inversion effects for faces and textures. *Vision Research*, 49(18), 2273–84.  
13  
14 Jenkins, R., & Burton, A. M. (2008). 100% accuracy in automatic face recognition.  
15 *Science*, 319(5862), 435.  
16  
17  
18 Jenkins, R., White, D., Van Montfort, X., & Burton, A. M. (2011). Variability in  
19 photos of the same face. *Cognition*, 121(3), 313–323.  
20  
21 Johnston, R. A., & Edmonds, A. J. (2009). Familiar and unfamiliar face recognition:  
22 A review. *Memory*, 17(5), 577-596.  
23  
24 Laguesse, R., Dormal, G., Biervoye, a., Kuefner, D., & Rossion, B. (2012). Extensive  
25 visual training in adulthood significantly reduces the face inversion effect.  
26 *Journal of Vision*, 12(10), 14–14.  
27  
28  
29 Maurer, D., Le Grand, R., & Mondloch, C. J. (2002). The many faces of configural  
30 processing. *Trends in Cognitive Sciences*, 6(6), 255–260.  
31  
32 Maurer, D., & Werker, J. F. (2014). Perceptual narrowing during infancy: A  
33 comparison of language and faces. *Developmental Psychobiology*, 56(2), 154–  
34 178.  
35  
36  
37  
38 Murphy, J., Ipser, A., Gaigg, S. B., & Cook, R. (2015). Exemplar variance supports  
39 robust learning of facial identity. *Journal of Experimental Psychology: Human*  
40 *Perception and Performance*, 41(3), 577–581.  
41  
42  
43 Pascalis, O., de Haan, M., & Nelson, C. A. (2002). Is face processing species-specific  
44 during the first year of life?. *Science*, 296(5571), 1321-1323.  
45  
46  
47 Pascalis, O., Scott, L. S., Kelly, D. J., Shannon, R. W., Nicholson, E., Coleman, M.,  
48 & Nelson, C. A. (2005). Plasticity of face processing in infancy. *Proceedings of*  
49 *the National Academy of Sciences of the United States of America*, 102(14),  
50 5297-5300.  
51  
52  
53 Ritchie, K.L. & Burton, A.M. (in press). Learning faces from variability. *Quarterly*  
54 *Journal of Experimental Psychology*.  
55  
56  
57 Robbins, R. A., & McKone, E. (2003). Can holistic processing be learned for inverted  
58 faces? *Cognition*, 88(1), 79–107.  
59  
60

- 1  
2  
3 Russell, R., Biederman, I., Nederhouser, M., & Sinha, P. (2007). The utility of surface  
4 reflectance for the recognition of upright and inverted faces. *Vision Research*,  
5 47(2), 157–165.  
6  
7  
8 Shaprio, P. N., & Penrod, S. (1986). Meta-analysis of facial identification studies.  
9 *Psychological Bulletin*, 100, 139-256.  
10  
11 Sormaz, M., Andrews, T. J., & Young, A. W. (2013). Contrast negation and the  
12 importance of the eye region for holistic representations of facial identity.  
13 *Journal of Experimental Psychology: Human Perception and Performance*, 39,  
14 1667-1677.  
15  
16  
17  
18 Werker, J. F., & Tees, R. C. (1984). Cross-language speech perception: Evidence for  
19 perceptual reorganization during the first year of life. *Infant Behavior and*  
20 *Development*, 7(1), 49–63.  
21  
22  
23 Yin, R. K. (1969). Looking at upside-down faces. *Journal of Experimental*  
24 *Psychology*, 81(1), 141–145.  
25  
26  
27  
28 Young, A. W., Hellawell, D., & Hay, D. C. (1987). Configurational information in  
29 face perception. *Perception*, 16(6), 747–759.  
30  
31  
32  
33  
34  
35  
36  
37  
38  
39  
40  
41  
42  
43  
44  
45  
46  
47  
48  
49  
50  
51  
52  
53  
54  
55  
56  
57  
58  
59  
60