



This is a repository copy of *Green Infrastructure and Ecosystem Services – Is the Devil in the Detail?*.

White Rose Research Online URL for this paper:
<http://eprints.whiterose.ac.uk/102682/>

Version: Accepted Version

Article:

Cameron, R.W. orcid.org/0000-0002-7786-0581 and Blanus, T. (2016) Green Infrastructure and Ecosystem Services – Is the Devil in the Detail? *Annals of Botany*. ISSN 0305-7364

<https://doi.org/10.1093/aob/mcw129>

This is a pre-copyedited, author-produced PDF of an article accepted for publication in *Annals of Botany* following peer review. The version of record [Ross W. F. Cameron and Tijana Blanus Green infrastructure and ecosystem services – is the devil in the detail? *Ann Bot*] is available online at:
<http://aob.oxfordjournals.org/content/early/2016/07/19/aob.mcw129>

Reuse

Items deposited in White Rose Research Online are protected by copyright, with all rights reserved unless indicated otherwise. They may be downloaded and/or printed for private study, or other acts as permitted by national copyright laws. The publisher or other rights holders may allow further reproduction and re-use of the full text version. This is indicated by the licence information on the White Rose Research Online record for the item.

Takedown

If you consider content in White Rose Research Online to be in breach of UK law, please notify us by emailing eprints@whiterose.ac.uk including the URL of the record and the reason for the withdrawal request.



eprints@whiterose.ac.uk
<https://eprints.whiterose.ac.uk/>

1
2
3
4
5
6
7
8
9
10
11
12
13
14

VIEWPOINT PAPER

Green Infrastructure and Ecosystem Services – Is the Devil in the Detail?

Ross W.F. Cameron^{1*†} and Tijana Blanuša^{2,3†}

¹Department of Landscape, University of Sheffield, S10 2TN, UK

²School of Agriculture, Policy and Development, University of Reading, RG6 6AR, UK

³Royal Horticultural Society, Plant Sciences Department, Garden Wisley, Woking GU23

6QB, UK

**For correspondence: r.w.cameron@sheffield.ac.uk*

†Joint first authors

1 **Abstract**

2 *Background* - Green infrastructure is a strategic network of green spaces designed to deliver
3 ecosystem services to human communities. Green infrastructure is a convenient concept for
4 urban policy makers, but the term is used too-generically and with limited understanding of
5 the relative values or benefits of different types of green space and how these complement
6 one another. At a finer scale/more practical level– little consideration is given to the
7 composition of the plant-communities, yet this is what ultimately defines extent of service
8 provision. This paper calls for greater attention to be paid to urban plantings with respect to
9 ecosystem service delivery and for plant science to engage more-fully in identifying those
10 plants that promote various services.

11

12 *Scope* - Many urban plantings are designed based on aesthetics alone, with limited thought on
13 how plant choice/composition provides other ecosystem services. Research is beginning to
14 demonstrate, however, that landscape plants provide a range of important services, such as
15 helping mitigate floods and alleviating heat islands, but that not all species are equally
16 effective. The paper reviews a number of important services and demonstrates how genotype
17 choice radically affects service delivery.

18

19 *Conclusions* – Although research is in its infancy, data is being generated that relates plant
20 traits to specific services; thereby helping identify genotypes that optimise service delivery.
21 The urban environment, however, will become exceedingly bland if future planting is simply
22 restricted to monocultures of a few ‘functional’ genotypes. Therefore, further information is
23 required on how to design plant communities where the plants identified:- a/ provide more
24 than a single benefit (multi-functionality) b/ complement each other in maximising the range
25 of benefits that can be delivered in one location and c/ continue to maintain public acceptance

1 through diversity. The identification/development of functional landscape plants is an
2 exciting and potentially high impact arena for plant science.

3

4 **Key words:** alien plants, biodiversity, building energy-efficiency, carbon sequestration,
5 ecosystem services, green infrastructure, human health and well-being, policy, pollution,
6 storm-water management, temperature regulation, urban.

7

8

9

10

11

INTRODUCTION

1
2
3
4
5
6
7
8
9
10
11
12
13
14
15
16
17
18
19
20
21
22
23
24
25

What is green infrastructure?

Green infrastructure (GI) is a term that was coined to provide an antonym to grey infrastructure (Benedict and McMahon, 2012). Grey infrastructure is the built components of cities including buildings, roads, pavements, sewers and other structural utilities. Green infrastructure is meant to spatially complement grey infrastructure and at the same time counterbalance some of the negative effects associated with grey infrastructure. Natural England in the UK (Anon, 2009) define green infrastructure as:

‘A strategically planned and delivered network comprising the broadest range of high quality green spaces and other environmental features. It should be designed and managed as a multifunctional resource capable of delivering those ecological services and quality of life benefits required by the communities it serves and needed to underpin sustainability. Its design and management should also respect and enhance the character and distinctiveness of an area with regard to habitats and landscape types’.

Green infrastructure is composed of a range of green landscape typologies, including parks, nature reserves, street trees, gardens, river corridors, ponds, green roofs and walls, farmed land and allotments etc. as well as linking elements such as the ‘green corridors’ found alongside roadways and railway lines [NB water features themselves are sometimes referred to as components of ‘blue infrastructure’]. Although ‘green infrastructure’ is a very convenient concept to describe an urban green network, the term is used by policy makers all too generically with little understanding of the balance and interlinking of the different typologies (or indeed their different ‘values’ in terms of ecosystem service (ES) delivery). Mel (2008) raised concerns that any underestimation of the complexity of green spaces within the urban-rural matrix could undermine the value of these spaces and hinder their

1 function. In practical terms, GI is now seen by most city planners as a necessary requirement,
2 but what actually populates these greenspaces that are ‘blocked out’ between the buildings is
3 often given inadequate attention (Matthews *et al.*, 2015). Furthermore, implementing new, or
4 improving existing green space is hampered by financial constraints, limited expertise, a lack
5 of tools to value the different green space types as well as a lack of comprehension of how
6 landscape typology affects service provision (Sandström *et al.*, 2006; De Groot *et al.*, 2010;
7 Hunter and Luck, 2015). At a finer scale – i.e. at a plant or plant-community level, frequently
8 little consideration is given to the composition of these spaces and rarely in terms of the
9 benefits that might be conferred other than purely aesthetics. Even in relatively detailed
10 policy documents such as the European Commission’s ‘Building a Green Infrastructure for
11 Europe’ (EU, 2013) only one plant species is mentioned in relation to its ES delivery; namely
12 the value of the seagrass *Cymodocea nodosa* to support fishing stocks. Likewise, in a
13 comprehensive review on ‘The Multifunctionality of Green Infrastructure’ (EU, 2012), there
14 is no mention of any specific plant species within the 37 page report; although both these
15 reports begin to acknowledge that different typologies (habitats) provide distinctive ES.

16 As stated in the definition above, GI should be designed and managed to accentuate
17 the ESs and quality of life benefits to human society. These ecosystem ‘services’ are
18 normally defined as 1/ supporting (e.g. soil formation, photosynthesis, primary production,
19 nutrient and water cycling); 2/ provisioning (e.g. food, fibre, fuel, fresh water, genetic
20 resources, natural pharmaceuticals and chemicals); 3/ regulating (ecosystem processes
21 including regulation of air and water quality, climate, pests and disease) and 4/ cultural
22 (including cognitive development, spiritual enrichment, recreation and aesthetic experiences)
23 (Anon, 2005). There are a number of instances where these services are well understood, and
24 in a botanical context where the ‘suppliers’ are readily identified, e.g. in the provision of food
25 via the major graminea crops of the world (wheat, rice, sorghum etc.). There are numerous

1 additional cases, however, where optimum service provision is difficult to articulate in terms
2 of plant genotypes. This is where the plant scientist can play an important role, both in
3 defining more precisely the benefits of GI and in determining how these are dictated by
4 genotype choice; the level of service delivery being determined by the selection of
5 appropriate plant species, but also within a horticultural context, by cultivar choice within a
6 species.

7

8 *The Urban Context*

9 In an urban GI context, plant genotype choice is very much determined historically by
10 aesthetics (private gardens), cultural symbolism (civic squares), ecological suitability and
11 niche opportunities (wasteland or ‘brownfield’ sites) and functionality in relation to food
12 (allotments, vegetable plots and orchards). We have some notion of what plant genotypes
13 inhabit or could be used to populate these ‘spaces’ in terms of their suitability for certain
14 environmental conditions and soils types. The issue of plant selection becomes much more
15 difficult however, when GI is designed around wider human needs, for example to:

- 16 • regulate urban air temperature, noise and atmospheric pollution;
- 17 • intercept rainfall, reduce storm water run-off and mitigate flash flooding;
- 18 • maximise the thermal insulation of buildings and thus reduce energy consumption.

19 Even when a role for plants *per se* has been recognised in such situations, the choice of
20 genotype has been seen as largely irrelevant up to now. But should this be the case? Do all
21 plants respond in a similar way, have comparable functional traits or provide broadly the
22 same level of ecosystem service?

23

24

THE RESEARCH AGENDA

1 Research has been carried out over the last few years, largely driven by these questions.
2 These research programmes have not only attempted to better quantify the extent to which
3 plants contribute to certain ‘urban’ ESs (e.g. Tzoulas *et al.*, 2007; Cameron *et al.*, 2012;
4 Gómez-Baggethun and Barton, 2013) but also to begin to identify genotypes that optimise the
5 desired service provision (e.g. Freer-Smith *et al.*, 2005; Blanusa *et al.*, 2013). However, only
6 a small fraction of the potentially useful genotypes have been studied so far, and further
7 evaluations are required to furnish policy makers with more comprehensive and accurate lists
8 of beneficial plants. The urban environment, however, will become a bland place indeed, if
9 planting is limited to simply a few ‘functional’ genotypes placed strategically at relevant
10 locations. Information is thus required on how to design entire plant communities where the
11 plants identified:- a/ provide more than a single benefit (multi-functionality) and b/
12 complement each other in terms of maximising the range of benefits that can be delivered in
13 the one locale. Such concepts are not new in urban horticulture. Plants have been chosen to
14 provide a range of complementary flower colours to appeal to human aesthetics, for example
15 pastel blues harmonising with pale pink in an Edwardian flower border (Bisgrove, 2013). The
16 difference now is that these plant communities should not only be visually appealing, but also
17 enhance the functionality of the site. A case in point, a city-centre roadside planting may need
18 to be designed in future to: provide nectar and pollen for native invertebrates, act as a filter to
19 remove particulate matter emitted by passing vehicles, provide localised cooling through
20 shading and evapotranspiration, and help relieve psychophysiological stress experienced by
21 pedestrians as they walk along the road, as well as be deemed aesthetically pleasing in its
22 own right. Not only this, but this plant community may need to be resilient enough to tolerate
23 periods of sub-optimal irrigation, high aerial temperatures in summer and the effects of de-
24 icing salts applied in winter. To date, little information exists to provide the appropriate plant
25 palette.

1 Research in this context is not solely focussed on identifying plants for future use. It is
2 also important in understanding the extent to which existing popular cultivars and their ES
3 delivery are vulnerable to abiotic, biotic and even societal change. For example, for a cultivar
4 that is currently dominant in the landscape and which provides a specific positive service,
5 then a change in popularity either to a different species or even just a different clonal form,
6 may alter the delivery of that service. As an illustration, the replacement of golden/light green
7 foliage conifers commonly placed in garden hedges (e.g. × *Cuprocyparis leylandii*
8 'Castlewellan Gold' or *Cupressus macrocarpa* 'Goldcrest') with cultivars possessing darker
9 foliage is likely to reduce the albedo of the hedges, and increase the amount of solar energy
10 absorbed in that location/neighbourhood. Even subtle changes in cultivar abundance due to
11 e.g. fashion, might change the service delivery level that a given species confers.

12

13 *Urban Services – Old and New*

14 For certain services, differences in genotype have been evident over many decades largely
15 through anecdotal observations. The identification of plants specifically to aid wildlife
16 conservation falls into this category. Only since the concept of ESs has become mainstream,
17 however, has the full service potential of urban plants been more widely investigated
18 (Cameron and Hitchmough, 2016). For a number of these more recently-defined services,
19 evidence is now also beginning to build as to the extent to which plant choice matters. A
20 range of service areas are highlighted below, with evidence of how genotype choice can
21 affect the level of service delivery.

22

23 HOW MUCH DOES GENOTYPE CHOICE MATTER?

24 1. *Urban biodiversity*

1 Plant choice is often determined by a genotype's ability to support certain fauna taxa or
2 guilds. Paradoxically, this does not result in simply recommending native plant species, but
3 potentially also utilising non-native (alien) species to support native fauna; a point that has
4 caused much debate around the relative merits/risks associated with planting non-native
5 species in an urban environment (Shackelford *et al.*, 2013; Standish *et al.*, 2013). As an
6 example, the Asiatic shrub *Buddleia davidii* has long been valued by UK gardeners for its
7 ability to provide nectar to native *Lepidoptera* species (Hardy and Dennis, 2008); being
8 considered more effective in this respect than any native shrub during mid-late summer (a
9 consequence of which the species' common name is 'butterfly bush'). Recent systematic
10 studies support the notion that native is not always best. Helden *et al.* (2012) ranked both UK
11 native and non-native tree species for their value in supporting phytofagus invertebrates and
12 their associated avian predators. The results demonstrated that not all native trees are
13 necessarily superior in providing habitat/food resource compared to non-natives, e.g. natives
14 such as *Corylus avellana* and *Sorbus aucuparia* host fewer *Hemiptera* (true bugs) than non-
15 native *Sorbus intermedia* or *Quercus rubra*. Although there are genuine concerns that some
16 non-native plants are invasive and cause radical reductions in native flora and fauna (Alpert
17 *et al.*, 2000), there are situations where introduced alien species have restored services that
18 were previously lost after the elimination of the dominant native species. In California, for
19 example, stands of non-native *Eucalyptus globulus* provide habitat that is equally rich in
20 understorey plants, leaf litter invertebrates, amphibians and birds as the native *Quercus*
21 *agrifolia/Umbellularia californica* dominated forests (Sax, 2002). Species composition varies
22 between the two woodland types, but overall richness does not. Other conservation-based
23 services that non-native plants provide include: nesting/feeding habitat for birds (Chen 2001;
24 Berens *et al.*, 2008; Sogge *et al.*, 2008; Bajema *et al.*, 2009;) refuge habitat for rare

1 invertebrates (Chiba, 2010) and acting as ‘nurse crops’ to allow more effective establishment
2 of native vegetation (Lugo, 2004, Sullivan *et al.*, 2007).

3 As with *Buddleia*, many non-native plant species are encouraged because they supply
4 nectar and pollen to pollinating insects, such a bees and hoverflies, although concerns have
5 been raised about how this impacts on pollination rates within native plant species due to
6 increased competition and cross pollination (Bjerkness *et al.*, 2007). Certain key factors
7 determine the value of non-native plants to native invertebrates, including the ability to
8 access nectar or pollen and the volume of nectar available (Potts *et al.*, 2003; Carvalheiro *et*
9 *al.*, 2014). Inter-relationships are often prevalent if the plant is from the same biogeographical
10 region, albeit not the same country (so called ‘near natives’), as there may have been some
11 co-evolution in the past with the native insects, or closely-related species. For example in UK
12 gardens, plants native to nearby European countries, North America and northern Asia (i.e.
13 the Holarctic ecozone) may be particularly beneficial to the native insects, as their
14 evolutionary histories have overlap (Goulson *et al.*, 2008; Salisbury *et al.*, 2015). So *Salvia*
15 *nemorosa* with a natural distribution within central Europe, when planted in the UK offers a
16 similar service to pollinators as the native *Salvia pratensis* (Carreck *et al.*, 1997; Anon,
17 2013a). Another factor affecting the value of non-native plants as a food source relates to the
18 feeding behaviour of the insects themselves. In bumble bees, species with catholic
19 (polylectic) diets, such as *Bombus pratorum* and *B. terrestris* actually favour plants out-with
20 their biogeographical range, whereas those that are more specialist feeders e.g. *B. hortorum*
21 and *B. pascuorum* are more reliant on native or near-native plants (i.e. from the Palaearctic
22 ecozone) (Fig. 1)(Hanley *et al.*, 2014).

23 Irrespective of these factors around evolutionary overlap or feeding strategies there
24 can be remarkable differences in flower attractiveness based on cultivated forms even within
25 the same plant species. Garbuzov and Ratnieks (2015) recorded that within aster, *Aster novi-*

1 *belgii* the cultivars ‘Alice Haslam’ and ‘Dandy’ had 15.2 and 10.1 insects visits m⁻² of plant
2 cover respectively, compared to no visits in the morphologically similar cultivars ‘Sheena’ or
3 ‘White Wings’. Similar large variations were recorded across cultivars of *Lavandula*
4 (Garbuzov and Ratnieks, 2014). In essence, either relatively small morphological differences,
5 or more fundamental (but less obvious) physiological differences (e.g. carbohydrate form and
6 concentration in the nectar) are determining whether a genotype is a useful service provider
7 or not.

8

9 2. *Local temperature regulation*

10 Vegetation provides a localised cooling service through i. shading land and built surfaces
11 from solar irradiance, ii. evapotranspiration, with solar energy being converted to latent heat
12 (thus avoiding a rise in leaf and surrounding air temperatures), iii. transforming a small
13 proportion of thermal energy to chemical energy *via* photosynthesis and iv. an albedo effect,
14 reflecting incoming solar energy back to the atmosphere thereby reducing the potential for
15 short wave irradiance to be converted to long wave infra-red wavelengths (i.e. heat) at ground
16 level. Species vary in their ability to interact with solar irradiance, and hence the capacity to
17 cool their immediate locality. Street and park trees are highly-valued, especially in the
18 tropics, for their ability to cool ground surfaces and the surrounding air, although the extent
19 of cooling is radically altered by the characteristics of the chosen tree (Fig. 2). Lin and Lin
20 (2010) demonstrated that those species typified by dense canopies (high leaf area indices –
21 LAI) and thick leaves (e.g. *Ficus elastica*) were effective at cooling the soil surface, whereas
22 lightly-coloured foliar species such as *Ulmus parvifolia* and *Pterocarpus indicus* were better
23 placed to directly cool the air below the canopy. Within parks, correlations between tree
24 canopy cover and reductions in air temperature have been noted in Ethiopia (0.2°C cooler for
25 every 10% increment in cover). Groves of trees dominated by *Eucalyptus* (*E. grandis*, *E.*

1 *camaldulensis* and *E. globulus*) showed greatest temperature reductions followed by stands of
2 *Olea* (*O. europaea* and *O. capensis*) while populations of *Grevillea robusta* and *Cupressus*
3 *lusitanica* were less effective at cooling (Feyisa *et al.*, 2014). In warm, arid climates where
4 stomatal conductance (g_s) is frequently suppressed during the hottest periods of the day as an
5 adaptation to conserve water, shade cooling may be a more critical factor in aiding human
6 thermal comfort (Shashua-Bar *et al.*, 2010; Feyisa *et al.*, 2014).

7 Even in temperate climates such as the UK, greater attention is being paid to
8 understanding and adopting those tree species that provide greater street cooling.
9 Investigations into the influence of evapotranspirational cooling (Rahman *et al.*, 2015)
10 showed that the more rapid growing species tended to have greatest g_s and thus enhanced
11 cooling capacity (Table 1). Indeed genotypes that combined high g_s with wide canopies and
12 high LAI such as *Pyrus calleryana* and *Crataegus laevigata* provided 3 to 4 times more
13 cooling than alternatives such as *Sorbus arnoldiana* and *Prunus* ‘Umineko’. These latter
14 genotypes showing some susceptibility to urban stress, a possible cause of relatively low g_s
15 values. The red-leaved *Malus* ‘Rudolph’ was tolerant of urban conditions, but also provided
16 low cooling potential. This may relate to colour affecting the energy balance of the leaf, or
17 that leaves with an atypical colour often correspond to lower g_s ; Vaz Monteiro *et al.*, (2016)
18 found this to be so in *Heuchera* cultivars where the red/purple leaved *Heuchera* ‘Obsidian’
19 has lower g_s and higher leaf temperatures than cultivars with green or gold/yellow foliage.

20 Smaller scales of ‘green intervention’ are also used to promote local cooling,
21 particularly on or around buildings. Most green roof systems utilise *Sedum* spp. due to their
22 tolerance of shallow substrates and drought stress. Recent research, however, showed that
23 these are not the best species to employ if cooling is the over-arching priority (Blanusa *et al.*,
24 2013; Vaz Monteiro *et al.*, 2016). Rather, species with light-coloured, non-succulent, leaf
25 canopies were superior in their cooling capacities to that of *Sedum*, due to a combination of

1 higher values for transpiration, LAI and latent heat loss, and lower values for both sensible
2 and soil heat transfer. Indeed, species choice alone could result in 2, 3 and 5 fold differences
3 in latent, sensible and soil heat fluxes, respectively. As with trees, short stature shrubs (e.g.
4 *Salvia officinalis* and *Stachys byzantina*) which possess traits including high LAI, high
5 evapotranspiration rate and light-coloured, silvery or hirsute leaves appear most effective at
6 cooling.

7 *Stachys* was also shown to provide $>7.0^{\circ}\text{C}$ cooling effect on a green wall system
8 (comparable to the common evergreen climber *Hedera helix*). By blocking stomatal and
9 cuticular water loss with poly (1-acetyloxiethylene) sealant in a proportion of the plants, the
10 relative cooling effects of shading and evapotranspiration could be calculated. Data indicating
11 that *Hedera* reduced temperature largely through shading, whereas both shading and
12 evapotranspiration were key factors in the cooling conferred by *Stachys* (Fig 3). When
13 evaluated on a per leaf area basis, these species were out-performed, however, by *Fuchsia*,
14 *Jasminum* and *Lonicera* (Fig 4). Again, the mechanisms by which the cooling was conferred
15 varied markedly between species (Cameron *et al.*, 2014). *Fuchsia* promoted
16 evapotranspirational cooling, whereas shade cooling was more important in *Jasminum* and
17 *Lonicera*. This variation in mechanisms is important to recognise, because specific
18 manipulation of a given species can further enhance the desired traits, for example, the
19 effectiveness of individual leaves can be influenced through careful training of the stems. In
20 species that confer cooling *via* shade, attaining *multiple* layers of leaves which maximise light
21 interception is the objective. Conversely, with species that cool *via* evapotranspiration then
22 providing a *single* layer of evenly-spaced leaves may be the priority in an attempt to optimise
23 moisture transfer from the leaves to the surrounding atmosphere.

24

25 3. *Energy conservation*

1 The cooling ability of plants in summer and their ability to insulate buildings in winter not
2 only impact on human thermal comfort, but also energy conservation and economics. Akbari
3 *et al.* (2001) estimated that increasing the urban forest within the USA would reduce national
4 energy use by 20% and save over \$10B p.a. through reduced reliance on artificial air
5 conditioning and improvements in air quality. Using tree belts to protect buildings from cold
6 wind helps entrap warm air around the building fabric and reduces energy loss by conduction
7 and convection of heat from the interior of the building. Models indicated shelter from trees
8 reduced winter energy consumption in Scottish buildings by 17% (Lui and Harris, 2008). An
9 empirical study using replicated heated brick cuboids, showed that placing a green façade
10 around the structures reduced mean winter energy use by 38% (and under some severe
11 weather conditions improved savings up to 45%)(Cameron *et al.*, 2015). Subsequent studies
12 indicated that thicker-leaved *Prunus laurocerasus* improved air temperature at a wall surface
13 during cold nights, compared to smaller-leaved, less-densely foliated *Cotoneaster franchetti*.
14 Yet the latter species was overall the more beneficial as it enhanced the temperature within
15 the wall cavity, due to it allowing more solar heat gain onto the wall during the daylight hours
16 than the *Prunus*, whilst also conferring some insulation effect at night (Fig. 5).

17

18 4. Storm-water retention

19 Vegetation plays a key role in capturing, retaining and detaining precipitation, and if
20 placed/designed in harmony with hydrological flow pathways mitigates storm-water flooding.
21 Selection and age of park/street trees affect the ability to capture rainfall and store it on
22 leaves, stems and bark (Xiao and McPherson, 2002). Due to its greater canopy and leaf size
23 and more extensive branch structure *Platanus x hispanica* retains a greater volume of
24 rainwater than e.g. *Liquidamber styraciflua* (Fig. 6). ‘Fine-textured’ canopies, as promoted
25 by the numerous needles in evergreen conifer species e.g. *Pinus strobus* are very effective at

1 holding moisture within the tree canopy too. Similarly, species possessing rough bark with
2 many grooves and fissures (e.g. *Quercus rubra*) hold more water than equivalent smooth-
3 barked species (e.g. *Betula lenta*). For a 300 mm diameter tree, normative bark water storage
4 capacities ranged from approximately 100 l for *B. lenta* to 250 l for *Q. rubra* (Levia and
5 Herwitz, 2005).

6 For green roofs, storm water management too is influenced by plant selection
7 (Lundholm *et al.*, 2010; Schroll *et al.*, 2011). Nagase and Dunnett, (2012) indicated water
8 retention was improved by using grasses and forbs rather than succulents, largely due to
9 structural differences. As much of the water retained on a green roof is held within the pore
10 structure of the substrate (VanWoert *et al.*, 2005), however, the ability to remove this existing
11 water via evapotranspiration (i.e. re-charge the storage capacity) before the next storm event
12 is also critical. Plant choice is also important here, as by deploying genotypes with high
13 transpiration rates the substrate can be dried quickly and the storage capacity restored over a
14 relatively short timeframe (Kemp pers. comm.).

15

16 5. Carbon sequestration

17 Using biomass as a predictor of carbon levels within urban trees, McPherson and Simpson
18 (1999) indicated that species could be ranked based on their ability to absorb carbon dioxide,
19 e.g. after 40 years growth *Quercus ilex* > *Ceratonia siliqua* > *Eucalyptus globulus* >
20 *Cinnamomum camphora* > *Pinus radiata* > *Pinus strobus* > *Cupressus macrocarpa*. These
21 data, however, do not indicate how much carbon might be transported to the soil via leaf
22 litter, root dieback or root exudates. Other studies suggest that this could be significant, with
23 75% of terrestrial carbon held within soils (Edmonson *et al.*, 2014). Again such studies
24 indicate that genotype influences the soil carbon pool. Soil organic carbon stocks within
25 urban parks were enhanced under *Fraxinus excelsior* (26 kg m⁻² of land area) and mixed

1 stands of *Acer pseudoplatanus*/*A. platanoides* (19 kg m⁻²) compared to stands of *Quercus*
2 *robor* or even other mixed woodland types (both 14 kg m⁻²) (Edmonson *et al.*, 2014).

3

4 6. *Mitigating the effects of soil, aerial and water pollutants*

5 The beneficial services provided by certain plants are acknowledged within parts of the land
6 remediation sector. Tolerance to heavy metal elements and thus the ability to phytoremediate
7 contaminated soils varies markedly within tree genera such as *Salix* (Punshon and Dickinson,
8 1999); tolerance in this genus being clone- or hybrid-specific, rather than species-specific.
9 This is due to either different selection pressures based on population provenance or active
10 breeding between tolerant genotypes.

11 Leaf structure affects the extent by which plants are able to capture particulate matter
12 (PM) from the air (Beckett *et al.* 2000; Freer-Smith *et al.* 2005; Kardel *et al.*, 2011; Blanusa
13 *et al.*, 2015). As such, the choice of street tree impacts on the potential to remove particle-
14 based pollution along roadways. Particulate matter emitted from diesel engines is a specific
15 health concern; with PM <10 µm dia. (PM10) able to enter human airways, PM <2.5 µm
16 (PM2.5) accessing pulmonary air sacs and PM <0.1 µm entering the blood system. In a study
17 evaluating the pollution capture potential of Italian street trees, it was evident that *Tilia*
18 *cordata* and *Platanus × hispanica* were the favoured choice for capturing particles <10 µm,
19 whereas *Quercus cerris* and *Quercus ilex* were more effective at capturing PM >10 µm
20 (Blanusa *et al.* 2015). UK studies also differentiated species effects with *Pinus nigra* var.
21 *maritima* and *Sorbus aria* being superior to other trees for trapping PM >10 µm, with *Pinus*
22 also effective at accumulating PM <10 µm (Beckett *et al.*, 2000). Speak *et al.* (2012) found
23 that grasses (*Agrostis stolonifera* and *Festuca rubra*) were more effective at PM <10 µm
24 capture than either broad-leaved *Plantago lanceolata* or succulent *Sedum album* when
25 investigating typical green roof vegetation. This was attributed to grass species having

1 complex canopy structures which reduce near-surface air flow and increase deposition rates,
2 as well as possessing parallel grooves on their leaves which trap particles and prevent their
3 re-suspension. Although large areas of green space are required to reduce air pollutants across
4 the entire urban matrix, discrete interventions using vegetation along roadways or to target
5 point sources of pollution such as industrial complexes may have a place in mitigating
6 problems at a local scale.

7 Plants also act as biofilters to remove pollutants from storm-water run-off. Read *et al.*
8 (2008) showed that volume of total suspended solids, concentrations of organic and inorganic
9 N and P, and concentrations of Cu varied 2-4 fold among the species tested. Moreover, for
10 pollutants such as NO_x, NH₄⁺, Mn, Pb and Fe differences between species could be as much
11 as 20 fold. When root mass was taken into account, remediation potential was even more
12 marked; *Carex appressa*, *Melaleuca ericifolia*, *Juncus flavidus* and *J. amabilis* being
13 significantly more effective at retaining/absorbing N and P than *Leucophyta brownie*,
14 *Microlaena stipoides* and *Acacia suaveolens*.

15

16 7. *Human health and well-being*

17 The value of plants in providing therapeutic landscapes has been under intensive study for the
18 last two decades (e.g. Tzoulas *et al.*, 2007; Sandifer *et al.*, 2015). The key attributes of green
19 space in this context is an ability to alleviate stress in humans (attention restoration) (Kaplan,
20 1995) and to encourage physical activity in a consistent and sustained manner (e.g. gardening
21 or hill walking) (Cameron, 2014). Others consider that plant-derived volatile chemicals such
22 as α -pinene and β -pinene have a direct role by enhancing the body's immunological function
23 and/or providing anti-cancer properties (Li *et al.*, 2007) although the evidence for this is more
24 circumspect. Again the assumption has been that all green spaces have equal merit in stress
25 alleviation, but there is some evidence to suggest that the quality of the landscape influences

1 restoration potential. Plant choice may be one of the sub-factors affecting quality of
2 landscape. Although working with a relatively small population, Li *et al.* (2012) indicated
3 that plants noted for their green foliage or predominately purple-blue flower hues (*Lavandula*
4 *angustifolia*) resulted in more positive psychological responses in participants than species
5 that exhibited red (*Papaver rhoeas*), yellow (*Brassica napus*), or white (*Leucanthemum*
6 *vulgare*) flower colours. This was supported by lower ratings of irritability, fatigue and
7 anxiety and higher scores of vigour. In contrast, exposure to all flower communities
8 irrespective of predominant colour induced physiological improvements in the participants
9 compared to exposure to non-natural scenes. This included decreases in systolic and diastolic
10 blood pressure, heart rate, electrocardiogram readings and fingertip pulse rates and increased
11 galvanic skin response. There is also a limited amount of evidence that humans have a
12 preference for particular plant forms (Heerwagen and Orians, 1993; Lohr and Pearson-Mims,
13 2006; Lee *et al.*, 2014), for example flat-topped specimen trees (e.g. *Acer palmatum*, *Cornus*
14 *controversa*, *Pinus sylvestris* var. *scotica*) reminiscent of *Vachellia tortilis* (umbrella thorn
15 acacia) – a key landscape ‘icon’ present during human evolution on the African savannahs.
16 Whether this sort of visual preference actually translates into a health benefit remains to be
17 determined.

18 8. *Noise mitigation*

19 Noise is considered a stress-inducing factor, and plants are used to absorb, diffuse and
20 deflect noise (noise attenuation). Shelter belts of vegetation are now utilised to protect
21 residents from road, rail and industrial sources of noise. Dense plantings of shrubs, where
22 plants are a few metres higher than the receiver of the noise are considered optimal for noise
23 attenuation. Species such as *Bambusa dolichoclada* and *Garcinia subelliptica*, characterised
24 by dense foliage and low forking branches correlate with greater noise reduction compared to
25 *Nageia nagi* with broader-spaced branches and leaves (Fang and Ling, 2003). As with other

1 phenomena discussed previously, plant traits also interact with sound waves. Greater density,
2 height, length and width of shelter belts help diffuse noise more effectively, whereas
3 increasing leaf size and branching characteristics aid absorption of sound waves. Even in
4 situations where vegetation does not alter decibel level *per se*, the presence of plants seem to
5 provide a psychological benefit and recipients perceive the noise to be lower than it actually
6 is (Irvine *et al.*, 2009).

7

8 9. *Crime and security*

9 Parks and other green spaces are often associated with crime and anti-social behaviour
10 (James *et al.*, 2009) and although crimes do undoubtedly occur in parks, often the perceptions
11 of crime are greater than the reality. Indeed there is evidence that green space can mitigate
12 against criminal activity, or at least certain types of activity. Kuo and Sullivan (2001) for
13 example, correlated a loss of green views from apartment blocks with increased incidences of
14 domestic violence; the mechanisms being that the green vistas were providing a beneficial
15 restoration effect from physio-psychological stress, but on the removal of this therapeutic
16 influence (trees within sight of the apartment blocks had been cut down) this stress could
17 manifest itself as aggression. Other research has suggested that re-greening vacant urban
18 spaces, also inhibits criminal activity. In Philadelphia (USA) between 1999 and 2008
19 approximately 4,400 open derelict spaces were cleaned-up, planted with trees, grass and other
20 landscape plants, and surrounded by wooden fences, thus providing an impression of greater
21 care and maintenance being conferred to each of the sites (Branas *et al.*, 2011). Regression
22 analyses associated re-greening with consistent reductions in gun assaults across the four
23 different sections of the city studied ($P < 0.001$) and consistent reductions in vandalism in
24 one of these sections ($P < 0.001$). The extent to which these positive responses are linked to
25 more/better quality vegetation *per se* or simply to a perception that the sites were more

1 effectively managed is difficult to prove. The fact that residents also reported less stress
2 around the re-vegetated plots, however, may indicate there was at least some restorative
3 effect being activated. Increasing tree cover has also been linked with reductions in robbery,
4 burglary, theft as well as shooting, with modelling by Troy *et al.* (2012) suggesting a 10%
5 increase in tree canopy cover across the urban matrix correlates with a 12% reduction in
6 crime rates, even when confounded factors such as socio-economic considerations are
7 accounted for. These aspects need further exploration and we are not at the point where
8 specific genotypes can be advocated to stop homicides! Nevertheless, trees especially those
9 with abroad crown or a high crown/trunk ratio that people seem to prefer (Lohr and Pearson-
10 Mims, 2006; Gerstenberg and Hoffman, 2016), may be the ones to consider when promoting
11 a relaxed ambience (see examples above, but also at a larger ‘landscape scale’ selections such
12 as *Acer cappadocicum*, *Quercus robur*, *Morus alba*, *Catalpa bignonioides* and *Prunus*
13 *yedoensis*).

14 In contrast to trees, shrubs or at least dense belts of shrubs, are positively associated
15 with crime or perceptions of crime (Troy *et al.*, 2012). Such plantings can conceal criminals
16 before an attack or afford criminals a place to hide their activities or their stolen goods. To
17 counteract this shrubs/small trees that either have bare stems at the base, or can be readily
18 pruned to remove basal foliage (e.g. *Prunus laurocerasus*, *Corylus avellana*, *Cotoneaster*
19 *cornubia*, *Cercis siliquastrum*) are advocated for those park sites where retaining sight lines
20 through the vegetation reduces the risk of crime. Here, however is an example of a trade-off
21 between two different ecosystem services – the precise opposite of this vegetation
22 design/shrub form being required to attenuate noise problems. Around the home, however,
23 other shrub species provide a distinct ‘security’ service though, notably those with thorns or
24 sharp serrations to the leaves. Species/cultivars within genera such as *Pyracantha*, *Berberis*,

1 *Rosa, Ilex, Rubus* and *Ulex* being commonly utilised to protect the domestic property from
2 intruders.

3

4 *10. Educational and cultural opportunities around engagement with nature*

5 In a society that is rapidly becoming urbanised, urban green space is a vital component for
6 citizens, and children in particular, to engage with nature. Engagement in the natural world
7 has been linked to health benefits (see above), but also personal and social development,
8 positive attitudes and values, greater resilience to stressful life events, opportunities for self-
9 discovery and un-structured play, improved cognitive functioning as well as acting as a
10 catalyst for social interactions that themselves promote an aptitude for learning (Wells and
11 Evans, 2003; Charles and Louv, 2009; Gundersen *et al.*, 2016). Indeed, such engagement
12 enhances ecological literacy with corresponding ‘life chances’, including opportunities for
13 careers in the natural environment, not least in the environmental and biological sciences. A
14 report from the Royal Society for the Protection of Birds -RSPB (Anon, 2013b), however,
15 suggested that up to 80% of children in the UK have ‘insufficient connection to nature’. This
16 has implications for educational opportunities and well-being for the children, but also for the
17 future conservation of species, as a lack of knowledge often relates to a lack of care (Charles
18 and Louv, 2009). This is one reason why conservation bodies such as the RSPB and the UK
19 Wildlife Trusts are now investing in research and promotional campaigns around this issue.
20 Interestingly, the RSPB report indicates that engagement with nature can be highest in urban
21 situations, suggesting that urban green spaces are playing a significant role in allowing
22 wildlife to be present, appreciated and relatively easy for people to access. Highly-visual
23 animal taxa encourage interactions with the natural world, but so to do ‘iconic’ or cultural-
24 linked plant species, e.g. for children in western cultures *Helianthus annuus* (sunflower),
25 *Antirrhinum majus* (snapdragon), *Papaver rhoeas*, (corn poppy) *Aesculus hippocastanum*

1 (horse chestnut), *Taraxacum officinale* (dandelion) and *Narcissus* cultivars (daffodils)
2 amongst many others. In addition, being involved with food growing in home gardens,
3 allotments and community gardens educates children about natural processes and enhances
4 awareness about food. Moreover, such activities improve social capital, within and out-with
5 the family (Thompson *et al.*, 2007), and introduce children to healthier eating habits (Carney,
6 2012).

7

8 *Disservices*

9 Despite the range of services provided by landscape plants, some species also present
10 drawbacks (disservices). Landscape architects are under pressure to avoid plants that drop
11 fruit onto pavements, so male plants are the preferred choice rather than the female
12 equivalent where this is a problem e.g. either only the male form of *Ginkgo biloba* or the
13 seedless form 'Fastigiata' are recommended as roadside plantings. As well as being
14 unsightly, over-ripe fruit, as with domestic plum (*Prunus domestica*) for example, attract
15 nuisance insect species, notably wasps and flies. Trees that are associated with large amounts
16 of leaf litter (e.g. *Aesculus*, *Juglans*, *Populus*, *Salix* spp.) are best avoided in pedestrian
17 precincts and those linked with high honeydew secretions (sugary exudates from aphids and
18 scale insects) e.g. *Tilia x europaea* are not appropriate for planting within car parks, due to
19 marking the paintwork of cars. Poor choice of species also correlates with problems
20 associated with trapping litter (*Cotoneaster* spp.), excessive pollen production (*Betula*) or the
21 release of biovolatile organic compounds (which elicit ozone formation and reduce air quality
22 e.g. *Pinus*, *Eucalyptus* spp.), irritant hairs (*Fremontodendron californica*) or even direct toxic
23 effects if ingested (*Laburnum x watereri* 'Vossii'). Other species are notorious for the level of
24 maintenance they require to keep them in shape and within their designated boundaries (e.g.

1 *Cupressus × leylandii*). Again choice of species becomes paramount in minimising the
2 potential for disservices, and promoting positive traits.

3

4 *Multiple benefits*

5 Research within the authors' teams has started to investigate the multiple services offered by
6 green roof plants. Certain leaf/canopy traits identified as contributing to localized cooling
7 (Vaz Monteiro *et al.*, 2016) are also closely correlating with a species' capacity to mitigate
8 flooding by reducing surface run-off (Kemp pers. comm.). In these latest experiments, *Salvia*
9 *officinalis* and *Stachys byzantina* (previously identified as the species with greatest cooling
10 capacity from our small selection of model species) demonstrated the greatest ability to retain
11 water in the canopy (about 5% of that applied) and to increase the 're-charge potential' of the
12 substrate (they increased water holding capacity by 50%, compared to only 30% with *Sedum*)
13 before a subsequent rainfall event. In this case, the common trait of high evapotranspiration
14 rate has a positive influence on both the cooling service and the ability to recharge the water
15 holding capacity of the substrate (Fig. 7).

16 Identifying single functional traits that have potential to provide multiple services has
17 been an objective in other ecosystem management approaches (e.g. de Bello *et al.*, 2010). In
18 addition to our studies highlighting the benefits of *Salvia* and *Stachys* on urban temperature
19 and water management, these two species are identified with wider service provision [the
20 hairs of *Stachys* leaves provide nesting material for wool-carder bees *Anthidium manicatum*
21 (Garbuzov and Ratnieks, 2014) and are effective at trapping aerial pollutants (Shackleton *et*
22 *al.*, 2013); *Salvia* provides nectar (Mačukanović-Jocić *et al.*, 2011) and pollen (Bozek, 2002)
23 for honey bees, *Apis mellifera*, and its foliage is a fundamental ingredient in Mediterranean
24 cuisine and a source of essential oils (Carrubba *et al.*, 2014)].

1 Other studies show too that certain species are better than others in promoting
2 multiple services. In woodland systems for example, both *Picea* and *Betula* forests increase
3 timber resources, dead wood occurrence (important habitat provision) and soil carbon
4 accumulation compared to woodland stands of alternative species (Gamfeldt *et al.*, 2013).
5 *Pinus* on the other hand has less influence on soil carbon, but provides timber, deadwood and
6 a more open canopy that facilitates *Vaccinium* groundcover; the berries of which are used as
7 a local food source by both humans and wildlife. So different woodland types may offer
8 multiple services, but also a different suite of services based on the community composition
9 (Isbell *et al.*, 2011); an important point to consider when designing plant communities in the
10 urban landscape.

11

12 *What next?*

13 The concept that plants provide a range of ESs to the urban environment has become
14 gradually recognised over the last two decades, but the notion that plant choice and their
15 community structure and dynamics may be important components in this service delivery
16 remains to be universally acknowledged. From the point of view of most practitioners, plant
17 choice within urban GI still tends to be determined by what survives and what is aesthetic
18 (and in some circumstances, e.g. urban nature reserve, the geographic origin of the plants).
19 This paper highlights though, that genotype selection can make a radical difference to level of
20 ES delivery, and further research is required to help populate a more comprehensive data
21 base relating plant selection to key benefit/s. This will allow practitioners to select
22 appropriate genotypes to meet specific situations and scenarios. This will inevitably involve
23 developing inventories, and allied publications to disseminate information and advice to end
24 users. In very practical terms, it would be useful to see this new information added to the
25 labels of commercially retailed plants, such that these not only state the plants aesthetic

1 qualities e.g. ‘good autumn colour’, but also add information around their service provision
2 e.g. ‘helps cool the patio’ or ‘improves wall insulation’. To date, this service provision has
3 only been documented with respect to wildlife conservation value (‘fruit attracts birds’,
4 ‘perfect for pollinators’ etc.), but this should go further. At a more strategic level, information
5 on ‘model’ functional plant communities and case studies of where these have been put into
6 practice should be made available to policy makers and other stakeholders. As outlined
7 above, many policy makers now understand the ‘whys’ for GI, but focus now needs to shift to
8 the ‘hows’ and ‘wheres’ to help ensure effective implementation.

9 Plants that optimise ES provision need to be embedded into the urban fabric more
10 effectively. This means providing them with the appropriate space and necessary resources.
11 Indeed, the body of data collected to date challenges a number of current paradigms about
12 urban GI. Rather than trying to get robust, stress-adapted species to just survive on green
13 roofs and walls, placement of appropriate infrastructure (e.g. deeper substrates and artificial
14 irrigation) could allow for much more functional species to be employed. The advantages
15 gained potentially significantly outweigh any additional costs associated with the enhanced
16 infrastructure.

17 Site and management limitations currently threatened plant survival and hence
18 functionality in many urban situations. Even larger and more expensive plants such as
19 standard trees may fail due to site limitations. These may relate to issues such as compaction
20 leading to poor soil structure with inadequate aeration or drainage properties, pollutants,
21 excessively high or low pH (influenced by residual building materials), phytotoxicity through
22 de-icing salts and other ‘urban’ contaminants, as well as direct physical damage to roots and
23 trunks, e.g. from trenching associated with utility provision and maintenance within
24 streetscapes (Jim, 1998; Cameron and Hitchmough, 2016). Insufficient irrigation remains a
25 problem for many landscape plants most notably during their establishment phase. These

1 factors will need to be addressed, especially if the philosophy moves away from simply ‘what
2 will survive’ to ‘what provides function’ i.e. potentially a greater use of less-resilient but
3 perhaps more functional plants in future. Despite the financial implications, however, of
4 dealing with these issues effectively, increasing attention is already being paid to ensuring
5 greater plant longevity, at least from the more technically-advanced landscape companies.
6 For example, many street trees are now planted into ‘structured’ soils – where the aggregate
7 is designed to withstand compaction and remain well-aerated over time (Buhler *et al.*, 2007).
8 Likewise, better integrated approaches to urban design exploit rainfall run-off and recycled
9 waste water more effectively, thereby meeting plants irrigation requirements; the more
10 sophisticated systems being automated to save on human labour too. The encouraging aspect
11 here is, as the cost-benefit analyses moves in favour of the benefits (i.e. society fully
12 understands the value of the plantings) then higher costs can be, and often are, justified.
13 Relatively expensive – ‘micro’ green walls (so called ‘air pollution units’) are being
14 introduced to bus stops and other locations along roadsides, with air actively passed through
15 the rhizosphere in an attempt to remove aerial contaminants such as nitrous oxides (Henry,
16 2015). If these prove to be effective, they are likely to be adopted as local authorities become
17 more concerned about urban air pollution. Economic models and traditional views on who are
18 the custodians of urban landscapes may also change in line with ES provision. If trees
19 provide greater thermal comfort in and around shopping precincts (Taleghani *et al.*, 2016;
20 Sanusi *et al.*, 2016), then tree plantings may be implemented and maintained by the retailers
21 rather than the local authority, as more comfortable employees and customers correlates with
22 potentially greater sales returns (Kolb *et al.*, 2012); see point below too about the role of
23 residents/volunteers.

24 Urban design also needs to be more imaginative, and aim to exploit the plant traits to
25 their full. Planted living walls could be mobile and their position altered to reflect the needs

1 of the building during different seasons e.g. in a northern hemisphere scenario, façades would
2 be placed on a building's southern aspect and used to provide direct shade to the building
3 during hot, sunny summer days, but their orientation altered on the cooler, duller days of
4 winter, to maximise natural daylight from the south to illuminate the building (Figs. 8 and 9).
5 Further research is warranted to investigate the feasibility and cost-effectiveness of such
6 approaches.

7 Advances should not be limited to a technical nature alone, however. Existing
8 paradigms around the social/societal context may need to be challenged too, particularly with
9 respect to the management of urban green landscapes. There may be movement away from
10 central civic control to those situations where residents, volunteers and more locally-
11 organised groups take on greater responsibility for the management of the new plant
12 communities. This may not just be solely due to financial constraints on local authorities, but
13 also the fact that some of the service delivery (e.g. health and well-being) depends on citizens
14 taking a more active role within, and indeed actively advocating for, their greenspaces.

15 Detailed information is required before an individual genotype can be fully assessed
16 for its functional merits. This limits the number of species/cultivars that can be evaluated
17 within a given time and could lead to a situation where only a small proportion of the useful
18 plant genotypes are identified and actively endorsed for their ES provision, at least initially.
19 The urban environment is going to be poorly served, however, if only 'monocultures' of a
20 few 'functional keystone' genotypes are slavishly promoted and used. At the same time it is
21 not feasible to evaluate in depth, the ES potential of every one of the 400,000 genotypes
22 available to the landscape sector. Thus, we argue that an initial step forward is to deepen our
23 understanding about how particular structural/physiological traits (e.g. colour, hairiness, size
24 of canopy and/or root system, inherent evapotranspiration rate) correlate with the provision of
25 specific ESs. By providing an extended choice of plant genotypes which offer good service in

1 various categories (‘cooling’, ‘rainfall mitigation’, ‘pollutant trapping’ etc.), the diversity of
2 urban planting will be increased whilst also improving overall ES delivery. The extent to
3 which the possession of ‘generic’ structural traits, however, actually relates to the magnitude
4 of service delivery remains to be tested in full. For example, do all grey-leaved plants provide
5 a similar albedo? Obviously too, where space is limited, it is desirable to identify genotypes
6 that deliver more than a single service.

7 Additionally, although some species have a greater number of functional traits than
8 others, designing more diverse plant communities is likely to provide greater resilience in the
9 long term (Isbell *et al.*, 2011; Lundholm, 2015), as well as being intrinsically more interesting
10 *per se*. So the urban plant communities of the future should incorporate a range of genotypes
11 which are targeted at a particular service (e.g. atmospheric cooling) but also include others
12 that cover different ES provision requirements (e.g. noise abatement), as well as adding yet
13 further genotypes, simply to help ensure variety and diversity. Similarly, a more complete
14 understanding of the desired goals of these communities will in itself help drive their design
15 and management. For example, plant communities that are designed to attract *Lepidoptera* for
16 example, may need to provide a source of nectar for longer than any one (transient flowering)
17 plant species alone can give. Similarly the community should include plant species that act as
18 hosts to the larval stages, as well as simply feeding the adults; thus allowing the insect to
19 complete its entire lifecycle within a fairly small geographical range. Unlike the rural
20 environment, where emphasis should remain on native species and natural/semi-natural
21 ecosystems, the urban environment has more opportunity to experiment with how vegetation
22 can be used more effectively and with greater innovation (with appropriate safeguards) to
23 optimise ES delivery. The concept of GI is now ‘in place’ in many of our towns and cities,
24 but its true potential will only be realised when we elaborate and enrichen ‘the details’, and
25 develop a diverse matrix of functional greenspaces.

1
2
3
4
5
6
7
8
9
10
11
12
13
14
15
16
17
18
19
20
21
22
23
24

CONCLUSIONS

This paper calls for greater attention to be paid to individual plants when considering ecosystem service provision in an urban context. The arguments presented here indicate, quite simply, that plant choice matters! It is no longer appropriate for urban green space to be populated with plant species based on an *ad hoc* manner relating to a vague notion of aesthetics, or even simply on a ‘what can survive’ basis. As urbanisation increases and there is greater pressure on land for development, green spaces need to be able to justify their inclusion within the urban matrix, based on effective and wide-ranging service delivery. More research is required to understand better how plant traits impact on that service delivery, and how functional communities of plants can be designed to address specific problems or provide a range of important services with a limited space. Our knowledge base in selecting appropriate plants/communities is in its infancy, but as the value of, and requirement for, urban green infrastructure become more apparent, there will be increasing pressure to ensure that plant choice is optimised and that this choice is based on strong scientific rationale. As such, this is an exciting and important new area for plant research. More-over the opportunity for scientists and practitioners to transform the urban matrix through more effective and wider used of plants (in some case quite literally turning our grey cities green) has significant and notable impact for plant science, globally. This arena of research has opportunities to link plants directly to the key issues of the day including human health and well-being, climate change adaptation, crime reduction, social cohesion and through better habitat provision for wildlife, allowing us to still engage with nature irrespective of where we live. In a human society now largely urbanised (Hall and Pfeiffer, 2013), implementing ‘more effective’ green infrastructure will have substantial benefits,

1 perhaps in due time becoming the second most important aspect of plant cultivation globally
2 after that aligned to commercial food production.

3

4

5

LITERATURE CITED

- 6 **Akbari H, Pomerantz M, Taha H. 2001.** Cool surfaces and shade trees to reduce energy use
7 and improve air quality in urban areas. *Solar Energy* **70**: 295-310.
- 8 **Alpert P, Bone E, Holzapfel C. 2000.** Invasiveness, invasibility and the role of
9 environmental stress in the spread of non-native plants. *Perspectives in Plant Ecology,*
10 *Evolution and Systematics* **3**: 52-66.
- 11 **Anon. 2005.** *Ecosystems and human well-being Vol 5.* Millennium Ecosystem Assessment,
12 Washington, DC: Island Press.
- 13 **Anon. 2009.** Green Infrastructure Guidance. Natural England. www.
14 naturalengland.org.uk/publications. Accessed 13 October 2015.
- 15 **Anon. 2013a.** Urban Pollinators [http://urbanpollinatorsblogspotcouk/2013/09/pollinator-](http://urbanpollinatorsblogspotcouk/2013/09/pollinator-friendly-garden-plants-forhtml)
16 [friendly-garden-plants-forhtml](http://urbanpollinatorsblogspotcouk/2013/09/pollinator-friendly-garden-plants-forhtml). Accessed 14 September 2015.
- 17 **Anon. 2013b.** Connecting to Nature – Finding out how connected to nature the UK’s children
18 are. Royal Society for the Protection of Birds.
19 https://www.rspb.org.uk/Images/connecting-with-nature_tcm9-354603.pdf. Accessed 28
20 April 2016.
- 21 **Bajema RA, DeVault TL, Scott PE, Lima SL. 2009.** Reclaimed coal mine grasslands and
22 their significance for Henslow’s Sparrows in the American Midwest. *The Auk* **118**: 422–
23 431.
- 24 **Benedict MA, McMahon ET. 2012.** *Green infrastructure: Linking landscapes and*
25 *communities.* Island Press.

- 1 **Beckett KP, Freer-Smith PH, Taylor G. 2000.** Particulate pollution capture by urban trees:
2 Effect of species and windspeed. *Global Change Biology* 6: 995-1003.
- 3 **Berens DG, Farwig N, Schaab G, Böhning-Gaese K. 2008.** Exotic guavas are foci of
4 forest regeneration in Kenyan farmland. *Biotropica* 40: 104–112.
- 5 **Bisgrove R. 2013.** The colour of creation: Gertrude Jekyll and the art of flowers. *Journal of*
6 *Experimental Botany* 64: 5783-5789.
- 7 **Bjerknes AL, Totland Ø, Hegland SJ, Nielsen A. 2007.** Do alien plant invasions really
8 affect pollination success in native plant species? *Biological Conservation* 138: 1-12.
- 9 **Blanusa T, Fantozzi F, Monaci F, Bargagli R. 2015.** Leaf trapping and retention of
10 particles by holm oak and other common tree species in Mediterranean urban
11 environments. *Urban Forestry & Urban Greening* 14: 1095-1101.
- 12 **Blanusa T, Vaz Monteiro MM, Fantozzi F, Vysini E, Li Y, Cameron RWF. 2013.**
13 Alternatives to *Sedum* on green roofs: Can broad leaf perennial plants offer better ‘cooling
14 service’? *Building and Environment* 59: 99-106.
- 15 **Bozek M. 2002.** Flowering biology and pollen flow of three species from genus *Salvia* L.
16 *Annales Universitatis Mariae Curie-Sklodowska Sectio EEE Horticultura* (Poland).
- 17 **Branas CC, Cheney RA, MacDonald JM, Tam VW, Jackson TD, Ten Have TR. 2011.** A
18 difference-in-differences analysis of health, safety, and greening vacant urban space.
19 *American Journal of Epidemiology*, 174: 1296-1306.
- 20 **Buhler O, Kristoffersen P, Larsen SU. 2007.** Growth of street trees in Copenhagen with
21 emphasis on the effect of different establishment concepts. *Arboriculture and Urban*
22 *Forestry* 33: 330.
- 23 **Cameron RW. 2014.** Health and Well-Being In: *Horticulture: Plants for people and places*,
24 Volume 3 Springer, pp 1001-1023.

- 1 **Cameron RW, Blanuša T, Taylor JE, Salisbury A, Halstead AJ, Henricot B, Thompson**
2 **K. 2012.** The domestic garden–Its contribution to urban green infrastructure. *Urban*
3 *Forestry & Urban Greening* **11**: 129-137.
- 4 **Cameron RWF, Hitchmough J. 2016.** *Environmental horticulture: Science and*
5 *management of green landscapes.* Boston, CAB International.
- 6 **Cameron RWF, Taylor JE, Emmett MR. 2014.** What's 'cool' in the world of green
7 façades? How plant choice influences the cooling properties of green walls. *Building and*
8 *Environment* **73**: 198-207.
- 9 **Cameron RWF, Taylor JE, Emmett MR. 2015.** A *Hedera* green façade - Energy
10 performance and saving under different maritime-temperate, winter weather conditions.
11 *Building and Environment* **92**: 111-121.
- 12 **Carney M. 2012.** Compounding crises of economic recession and food insecurity: A
13 comparative study of three low-income communities in Santa Barbara County. *Agriculture*
14 *and Human Values*, **29**: 185-201.
- 15 **Carreck NL, Williams IH, Little DJ. 1997.** The movement of honey bee colonies for crop
16 pollination and honey production by beekeepers in Great Britain. *Bee World* **78**: 67-77.
- 17 **Carrubba A, Catalano C. 2009.** Essential oil crops for sustainable agriculture – A review
18 In: *Climate Change, Intercropping, Pest Control and Beneficial Microorganisms.*
19 Springer, pp 137-187.
- 20 **Carvalho LG, Biesmeijer JC, Benadi G, Fründ J, Stang M, Bartomeus I, Kunin WE.**
21 **2014.** The potential for indirect effects between co-flowering plants via shared pollinators
22 depends on resource abundance, accessibility and relatedness. *Ecology Letters* **17**: 1389-
23 1399.
- 24 **Charles C. and Louv R. 2009.** Children's nature deficit: What we know and don't know.
25 *Children and Nature Network*, pp.1-32.

- 1 **Chen LY. 2001.** Cost savings from properly managing endangered species habitats. *Natural*
2 *Areas Journal* **21**: 197–203.
- 3 **Chiba S. 2010.** Invasive non-native species' provision of refugia for endangered native
4 species. *Conservation Biology* **24**: 1141– 1147.
- 5 **de Bello F, Lavorel S, Díaz S, Harrington R, Cornelissen JH, Bardgett RD, Harrison**
6 **PA. 2010.** Towards an assessment of multiple ecosystem processes and services via
7 functional traits. *Biodiversity and Conservation* **19**: 2873-2893.
- 8 **De Groot RS, Alkemade R, Braat L, Hein L, Willemen L. 2010.** Challenges in integrating
9 the concept of ecosystem services and values in landscape planning, management and
10 decision making. *Ecological Complexity* **7**: 260-272.
- 11 **Edmondson JL, O'Sullivan OS, Inger R, Potter J, McHugh N, Gaston KJ, Leake JR.**
12 **2014.** Urban tree effects on soil organic carbon *Plos One* **9**: e101872.
- 13 **EU. 2012.** The Multifunctionality of Green Infrastructure. Science for Environment Policy –
14 In-Depth Report, European Commission.
15 http://ec.europa.eu/environment/nature/ecosystems/docs/Green_Infrastructure.pdf.
16 Accessed 6th April, 2016.
- 17 **EU. 2013.** Building a Green Infrastructure for Europe, European Commission.
18 http://ec.europa.eu/environment/nature/ecosystems/docs/green_infrastructure_broc.pdf.
19 Accessed 6th April, 2016.
- 20 **Fang CF, Ling DL. 2003.** Investigation of the noise reduction provided by tree belts.
21 *Landscape and Urban Planning* **63**: 187-195.
- 22 **Feyisa GL, Dons K, Meilby H. 2014.** Efficiency of parks in mitigating urban heat island
23 effect: An example from Addis Ababa. *Landscape and Urban Planning*, **123**: 87-95.
- 24 **Freer-Smith PH, Beckett KP, Taylor G. 2005.** Deposition velocities to *Sorbus aria*, *Acer*
25 *campestre*, *Populus deltoides* × *trichocarpa* 'Beaupré', *Pinus nigra* and ×

- 1 *Cupressocypris leylandii* for coarse, fine and ultra-fine particles in the urban
2 environment. *Environmental Pollution* **133**: 157-167.
- 3 **Gamfeldt L, Snäll T, Bagchi R, Jonsson M, Gustafsson L, Kjellander P, Bengtsson J.**
4 **2013.** Higher levels of multiple ecosystem services are found in forests with more tree
5 species. *Nature Communications* **4**: 1340.
- 6 **Garbuzov M, Ratnieks FL. 2014.** Quantifying variation among garden plants in
7 attractiveness to bees and other flower-visiting insects. *Functional Ecology* **28**: 364-374.
- 8 **Garbuzov M, Ratnieks FL. 2015.** Using the British National Collection of asters to compare
9 the attractiveness of 228 varieties to flower-visiting insects. *Environmental Entomology* **1**:
10 9.
- 11 **Gerstenberg T, Hofmann M. 2016.** Perception and preference of trees: A psychological
12 contribution to tree species selection in urban areas. *Urban Forestry & Urban Greening*
13 **15**: 103-111.
- 14 **Gómez-Baggethun E, Barton DN. 2013.** Classifying and valuing ecosystem services for
15 urban planning. *Ecological Economics* **86**: 235-245.
- 16 **Goulson D, Lye GC, Darvill B. 2008.** Decline and conservation of bumble bees. *Annual*
17 *Review of Entomology* **53**: 191-208.
- 18 **Gundersen V, Skår M, O'Brien L, Wold LC, Follo G. 2016.** Children and nearby nature:
19 A nationwide parental survey from Norway. *Urban Forestry & Urban Greening* **17**: 116-
20 125.
- 21 **Hall P, Pfeiffer U. 2013.** *Urban future 21: A global agenda for twenty-first century cities.*
22 Routledge.
- 23 **Hanley ME, Awbi AJ, Franco M. 2014.** Going native? Flower use by bumblebees in
24 English urban gardens. *Annals of Botany* **113**: 799-806.

- 1 **Hardy PB, Dennis RL. 2008.** Resources for British butterflies (Lepidoptera: Hesperioidea,
2 Papilionoidea). The alien consumer component and its significance for butterfly habitats.
3 *European Journal of Entomology* **105**: 649-657.
- 4 **Heerwagen JH, Orians, GH. 1993.** Humans, habitats, and aesthetics. *The biophilia*
5 *hypothesis*. Island Press, pp 138-172.
- 6 **Helden AJ, Stamp GC, Leather SR. 2012.** Urban biodiversity: Comparison of insect
7 assemblages on native and non-native trees. *Urban Ecosystems* **15**: 611-624.
- 8 **Henry E. 2015.** Units offer relief from air pollution. *Horticulture Week*
9 <http://www.hortweek.com/units-offer-relief-air-pollution/landscape/article/1354885>.
10 Accessed 8th April, 2016.
- 11 **Hunter AJ, Luck GW. 2015.** Defining and measuring the social-ecological quality of urban
12 greenspace: A semi-systematic review. *Urban Ecosystems* **18**: 1139-63.
- 13 **Irvine KN, Devine-Wright P, Payne SR, Fuller RA, Painter B, Gaston KJ. 2009.** Green
14 space, soundscape and urban sustainability: An interdisciplinary, empirical study. *Local*
15 *Environment* **14**: 155-172.
- 16 **Isbell F, Calcagno V, Hector A, Connolly J, Harpole WS, Reich PB, Loreau M. 2011.**
17 High plant diversity is needed to maintain ecosystem services. *Nature* **477**: 199-202.
- 18 **James P, Tzoulas K, Adam MD, Barber A, Box J, Breuste J, Elmqvist T, Frith M,**
19 **Gordon C, Greening KL, Handley J. 2009.** Towards an integrated understanding of
20 green space in the European built environment. *Urban Forestry & Urban Greening* **8**: 65-
21 75.
- 22 **Jim CY. 1998.** Urban soil characteristics and limitations for landscape planting in Hong
23 Kong. *Landscape and Urban Planning* **40**: 235–249.
- 24 **Kaplan S. 1995.** The restorative benefits of nature: Toward an integrative framework.
25 *Journal of Environmental Psychology* **15**: 169-182.

- 1 **Kardel F, Wuyts K, Maher BA, Hansard R, Samson R. 2011.** Leaf saturation isothermal
2 remanent magnetization (SIRM) as a proxy for particulate matter monitoring: Inter-species
3 differences and in-season variation. *Atmospheric Environment* **45**: 5164-5171.
- 4 **Kolb P, Gockel C, Werth L. 2012.** The effects of temperature on service employees'
5 customer orientation: An experimental approach. *Ergonomics* **55**: 621-635.
- 6 **Kuo FE, Sullivan WC. 2001.** Environment and crime in the inner city does vegetation
7 reduce crime? *Environment and Behavior* **33**: 343-67.
- 8 **Lee KE, Williams KJ, Sargent LD, Farrell C, Williams NS. 2014.** Living roof preference
9 is influenced by plant characteristics and diversity. *Landscape and Urban Planning* **122**:
10 152-159.
- 11 **Levia DF, Herwitz SR. 2005.** Interspecific variation of bark water storage capacity of three
12 deciduous tree species in relation to stemflow yield and solute flux to forest soils. *Catena*
13 **64**: 117-137.
- 14 **Li Q, Morimoto K, Kobayashi M, Inagaki H, Katsumata M, Hirata Y, Krensky AM.**
15 **2007.** Visiting a forest, but not a city, increases human natural killer activity and
16 expression of anti-cancer proteins. *International Journal of Immunopathology and*
17 *Pharmacology* **21**: 117-127.
- 18 **Li X, Zhang Z, Gu M, Jiang DY, Wang J, Lv YM, Pan HT. 2012.** Effects of plantscape
19 colours on psycho-physiological responses of university students. *Journal of Food,*
20 *Agriculture and Environment* **10**: 702-708.
- 21 **Lin BS, Lin YJ. 2010.** Cooling effect of shade trees with different characteristics in a
22 subtropical urban park. *HortScience* **45**: 83-86.
- 23 **Liu Y, Harris DJ. 2008.** Effects of shelterbelt trees on reducing heating-energy consumption
24 of office buildings in Scotland. *Applied Energy* **85**: 115-127.

- 1 **Lohr VI, Pearson-Mims CH. 2006.** Responses to scenes with spreading, rounded, and
2 conical tree forms. *Environment and Behavior* **38**: 667–688.
- 3 **Lugo AE. 2004.** The outcome of alien tree invasions in Puerto Rico. *Frontiers in Ecology*
4 *and the Environment* **2**: 265–273.
- 5 **Lundholm JT, MacIvor JS, MacDougall Z, Ranalli M. 2010.** Plant species and functional
6 group combinations affect green roof ecosystem functions. *PloS One* **5**: 1-11.
- 7 **Lundholm JT. 2015.** Green roof plant species diversity improves ecosystem
8 multifunctionality. *Journal of Applied Ecology* **52**: 726-734.
- 9 **Mačukanović-Jocić M, Stevanović ZD, Mladenović M, Jocić G. 2011.** Flower
10 morphophysiology of selected Lamiaceae species in relation to pollinator attraction.
11 *Journal of Apicultural Research* **50**: 89-101.
- 12 **Matthews T, Lo AY, Byrne JA. 2015.** Reconceptualizing green infrastructure for climate
13 change adaptation: Barriers to adoption and drivers for uptake by spatial planners.
14 *Landscape and Urban Planning* **138**: 155-63.
- 15 **Mell I. 2008.** Green infrastructure: Concepts and planning. In *FORUM* ejournal **8**: 69-80.
- 16 **McPherson EG, Simpson JR. 1999.** Carbon dioxide reduction through urban forestry. In:
17 *General Technical Report PSW-171*, USDA Forest Service, Pacific Southwest Research
18 Station, Albany, CA.
- 19 **Nagase A, Dunnett N. 2012.** Amount of water runoff from different vegetation types on
20 extensive green roofs: Effects of plant species, diversity and plant structure. *Landscape*
21 *and Urban Planning* **104**: 356-363.
- 22 **Potts SG, Vulliamy B, Dafni A, Ne'eman G, Willmer P. 2003.** Linking bees and flowers:
23 How do floral communities structure pollinator communities? *Ecology* **84**: 2628-2642.
- 24 **Punshon T, Dickinson N. 1999.** Heavy metal resistance and accumulation characteristics in
25 willows. *International Journal of Phytoremediation* **1**: 361-385.

- 1 **Rahman MA, Armson D, Ennos AR. 2015.** A comparison of the growth and cooling
2 effectiveness of five commonly planted urban tree species. *Urban Ecosystems* **18**: 371-
3 389.
- 4 **Read J, Wevill T, Fletcher T, Deletic A. 2008.** Variation among plant species in pollutant
5 removal from stormwater in biofiltration systems. *Water Research* **42**: 893-902.
- 6 **Salisbury A, Armitage J, Bostock H, Perry J, Tatchell M, Thompson K. 2015.** Enhancing
7 gardens as habitats for flower-visiting aerial insects (pollinators): Should we plant native
8 or exotic species? *Journal of Applied Ecology* **52**: 1156–1164.
- 9 **Sandström UG, Angelstam P, Mikusiński G. 2006.** Ecological diversity of birds in relation
10 to the structure of urban green space. *Landscape and Urban Planning* **77**:39-53.
- 11 **Sanusi R, Johnstone D, May P, Livesley SJ. 2016.** Street orientation and side of the street
12 greatly influence the microclimatic benefits street trees can provide in summer. *Journal of*
13 *Environmental Quality* **45**: 167-174.
- 14 **Sandifer PA, Sutton-Grier AE, Ward BP. 2015.** Exploring connections among nature,
15 biodiversity, ecosystem services, and human health and well-being: Opportunities to
16 enhance health and biodiversity conservation. *Ecosystem Services* **12**: 1-15.
- 17 **Sax DF. 2002.** Equal diversity in disparate species assemblages: A comparison of native and
18 exotic woodlands in California. *Global Ecology and Biogeography* **11**: 49-57.
- 19 **Schroll E, Lambrinos J, Righetti T, Sandrock D. 2011.** The role of vegetation in regulating
20 stormwater runoff from green roofs in a winter rainfall climate. *Ecological Engineering*
21 **37**: 595-600.
- 22 **Shackelford N, Hobbs RJ, Heller NE, Hallett LM, Seastedt TR. 2013.** Finding a middle-
23 ground: The native/non-native debate. *Biological Conservation* **158**: 55-62.

- 1 **Shackleton K, Bell N, Smith H, Davies L. (2013).** The role of shrubs and perennials in the
2 capture and mitigation of particulate air pollution in London [http://contenttfl.gov.uk/role-gi-](http://contenttfl.gov.uk/role-gi-pmpollutionpdf)
3 [pmpollutionpdf](http://contenttfl.gov.uk/role-gi-pmpollutionpdf). Accessed 23 October 2015.
- 4 **Shashua-Bar L, Potchter O, Bitan A, Boltansky D, Yaakov Y. 2010.** Microclimate
5 modelling of street tree species effects within the varied urban morphology in the
6 Mediterranean city of Tel Aviv, Israel. *International Journal of Climatology*, **30**: 44-57.
- 7 **Sogge M, Sferra S, Paxton E. 2008.** Saltcedar as habitat for birds: Implications to riparian
8 restoration in the southwestern United States. *Restoration Ecology* **16**:146–154.
- 9 **Speak AF, Rothwell JJ, Lindley SJ, Smith, CL. 2012.** Urban particulate pollution
10 reduction by four species of green roof vegetation in a UK city. *Atmospheric Environment*
11 **61**: 283-293.
- 12 **Standish RJ, Hobbs RJ, Miller JR. 2013.** Improving city life: Options for ecological
13 restoration in urban landscapes and how these might influence interactions between people
14 and nature. *Landscape Ecology* **28**: 1213-1221.
- 15 **Sullivan JJ, Williams PA, Timmins SM. 2007.** Secondary forest succession differs through
16 naturalised gorse and native kanuka near Wellington and Nelson, New Zealand. *Journal of*
17 *Ecology* **31**: 22–38.
- 18 **Taleghani M, Sailor D, Ban-Weiss GA. 2016.** Micrometeorological simulations to predict
19 the impacts of heat mitigation strategies on pedestrian thermal comfort in a Los Angeles
20 neighborhood. *Environmental Research Letters* **11**:024003.
- 21 **Taylor JE. 2012.** *Green walls: The thermoregulatory role of plants adjacent to brick walls in*
22 *a temperate climate*. PhD Thesis, University of Reading, UK.
- 23 **Thompson S, Corkery L, Judd, B. 2007.** The role of community gardens in sustaining
24 healthy communities. In *Proceedings of the State of Australian Cities National*
25 *Conference*. University of South Australia.

- 1 **Troy A, Grove JM, O’Neil-Dunne J. 2012.** The relationship between tree canopy and crime
2 rates across an urban–rural gradient in the greater Baltimore region. *Landscape and Urban*
3 *Planning* **106**: 262-270.
- 4 **Tzoulas K, Korpela K, Venn S, Yli-Pelkonen V, Kaźmierczak A, Niemela J, James P.**
5 **2007.** Promoting ecosystem and human health in urban areas using green infrastructure: A
6 literature review. *Landscape and Urban Planning* **81**: 167-178.
- 7 **VanWoert ND, Rowe DB, Andresen JA, Clayton LR, Fernandez RT, Xiao L. 2005.**
8 Green roof stormwater retention: Effects of roof surface, slope, and media depth. *Journal*
9 *of Environmental Quality* **34**: 1036-1044.
- 10 **Vaz Monteiro MM, Blanusa T, Verhoef A, Hadley P, Cameron R. (2016).** Relative
11 importance of transpiration rate and leaf morphological traits for the regulation of leaf
12 temperature. *Australian Journal of Botany*. ISSN 0067-1924.
- 13 **Wells N, Evans G. 2003.** Nearby nature: A buffer of life stress among rural children.
14 *Environment and Behaviour* **35**: 311-330.
- 15 **Xiao Q, McPherson EG. 2002.** Rainfall interception by Santa Monica's municipal urban
16 forest. *Urban Ecosystems* **6**: 291-302.
- 17

1 **Figure Legends**

2

3 Figure 1. Total number of flower visits by UK bumble bee (*Bombus*) species recorded in
4 urban gardens on flowering plants derived from the Palaearctic region (UK native and non-
5 native) and from out-with this region including locations where bumblebees naturally occur
6 (sympatric) or outside their natural evolutionary range (allopatric). Overall *B. hortorum* and
7 *B. pascuorum* showed a preference for Palaearctic plants ($P < 0.01$), whereas *B. terrestris*
8 showed a preference for non-Palaearctic plants ($P < 0.01$). *B. pratorum* did not visit any native
9 UK plant species. (Modified from Hanley *et al.*, 2014).

10

11 Figure 2. The effect of subtropical tree species on changing air (ΔT_a) and land surface (ΔT_s)
12 temperature under their canopies. Data refer to mean temperature differences measured
13 during July and August, 2007 in Taiwan using a replicate of ten specimens per species.
14 *Ulmus parvifolia* and *Pterocarpus indicus* provided significantly greater air cooling, and
15 *Ficus elastica* significantly greater surface cooling than other species ($P < 0.001$). (Modified
16 from Lin and Lin, 2010).

17

18 Figure 3. Comparison of mean cooling (temperature differential, °C) for walls screened with
19 different species and bare control walls T_p , and derived values for cooling due to shade ($T_{p_{sh}}$),
20 evapo-transpiration ($T_{p_{et}}$) and evaporation from medium (T_m). Bars = LSD ($P = 0.05$)
21 respectively; d.f. = 32. (Modified from Cameron *et al.*, 2014)

22

23 Figure 4. Comparison of mean cooling (temperature differential, °C) for walls screened with
24 different species and bare control walls, based on leaf area index T_p , and derived values for

1 cooling due to shade ($T_{p_{sh}}$), evapo-transpiration ($T_{p_{et}}$) and evaporation from medium (T_m).

2 Bars = LSD ($P = 0.05$) respectively; d.f. = 32. (Modified from Cameron *et al.*, 2014)

3

4 Figure 5. The effect of vegetated façades (thick-leaved, high LAI, *Prunus laurocerasus* vs

5 small-leaved, low LAI, *Cotoneaster franchetti*) and non-vegetated façades on mean air

6 temperatures at a wall surface and within the cavity space of the wall. Data recorded at

7 approximately 21.00 h during sub-zero conditions on 11 separate days between Jan-Mar

8 2011. Each treatment was represented by three replicate walls, and values for 21.00 h meaned

9 from readings recorded at 20.50, 21.00 and 21.10 h respectively at each occasion. Bars =

10 LSD ($P = 0.05$, d.f. 107). (Taylor, 2012).

11

12 Figure 6. Tree size and character (leaf/branch habit and duration of leaf retention) affect

13 rainfall interception. Larger trees (increasing diameter at breast height) capture more rainfall,

14 but also note differences between deciduous species). (Modified from Xiao and McPherson,

15 2002).

16

17 Figure 7. The relationship between the volume of rainfall captured in a set volume of

18 substrate (i.e. water storage capacity, after 3 days of previous evaporation/transpiration

19 activity) and the amount of net radiation converted to latent heat (i.e. energy *consumed* in the

20 process of transpiration, thus leading to temperature reduction) as affected by different plant

21 species, with bare substrate used in comparison. High evapotranspiration rates associated

22 with *Stachys* allow this species to dry out green roof substrates quickly, thereby increasing

23 the ability of the roof to retain rainwater after any subsequent rainfall events, thus reducing

24 run-off to drains and sewers. The conversion of liquid water to the gaseous phase though

25 evapotranspiration, also uses energy as latent heat, thus there is less increase in local air

1 temperatures, compared to other species or bare substrate. (S. Kemp, University of Reading,
2 UK, unpubl. res.).

3

4 Figure 8. ‘Mobile’ green façade system used to alter temperature on the southern wall
5 (northern hemisphere) of a single storey building (diagram shows wall and façade from
6 above). A = During summer façade is positioned to directly intercept solar irradiance and
7 cool the building through shade and evapotranspiration. Prevailing summer breezes are
8 funnelled between the building and the façade thereby providing further cooling. B = Green
9 façade comprises plants grown in troughs, each section of façade being able to be divided in
10 the middle and orientated around 90° (e.g. using castors and guiding ground rail); façades
11 push in towards the building, like doors. The position of the façades can be altered e.g.
12 autumn and spring to change the amount of irradiance hitting the building wall. C = During
13 winter the façades afford solar irradiance to reach the building wall, thereby maximising
14 natural light entering the building and creating a warmer environment around the building
15 wall. Now the façades act as baffles deviating any cold wind away from the wall, trapping
16 pockets of warm air and further elevating the temperature of the building envelop on the
17 southern aspect.

18

19 Figure 9. Some green façades are designed to be mobile and used as temporary walls to
20 create wind, solar irradiance and sound ‘baffles’. Photo courtesy of Sean Farrell, University
21 of Staffordshire. UK.

22

1 Table 1. Evapotranspirational cooling in street tree genotypes based on energy loss and
 2 typical stomatal conductance (gs) as measured in the UK during the month of July. Mean data
 3 presented \pm standard error. (Modified from Rahman *et al.*, 2015).

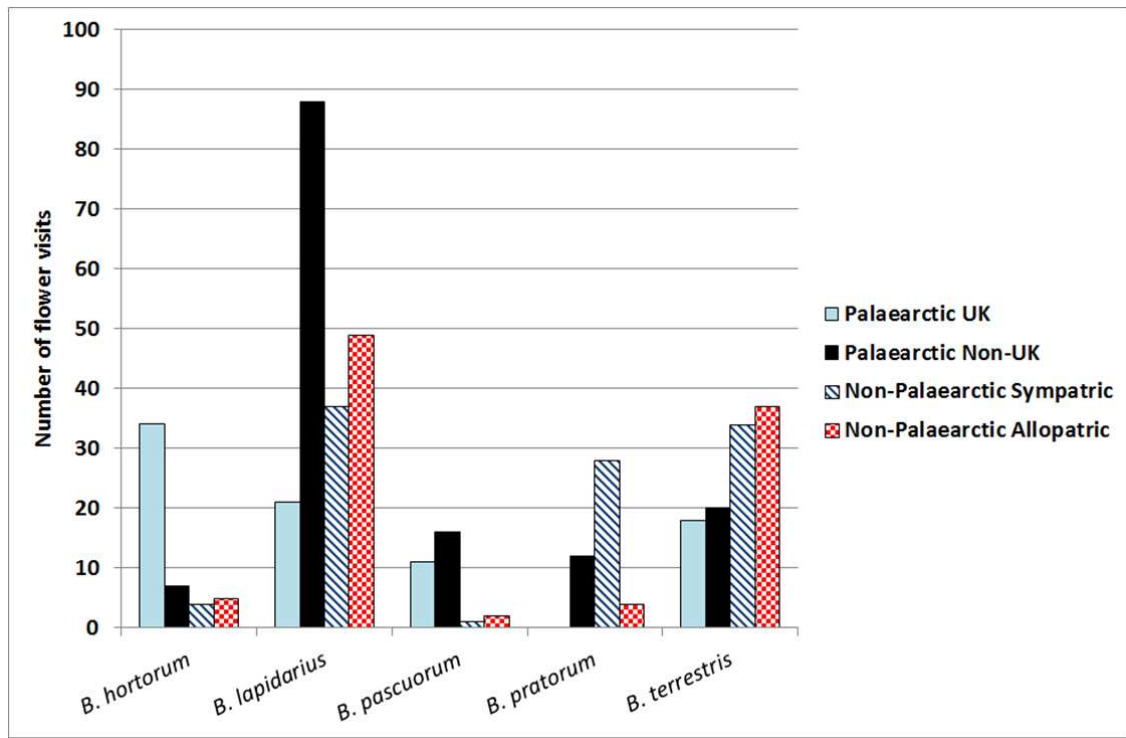
4

Species	Energy loss per unit leaf area (W m ⁻²)	Energy loss per tree (W tree ⁻¹)	gs (mmol m ⁻² s ⁻¹)
<i>Crataegus laevigata</i>	240 \pm 12	1720 \pm 250	220 \pm 12
<i>Sorbus arnoldiana</i>	180 \pm 5	585 \pm 55	185 \pm 6
<i>Prunus</i> ‘Umineko’	190 \pm 6	490 \pm 18	212 \pm 6
<i>Pyrus calleryana</i>	445 \pm 14	2210 \pm 280	395 \pm 10
<i>Malus</i> ‘Rudolph’	168 \pm 10	1030 \pm 80	200 \pm 8

5

6

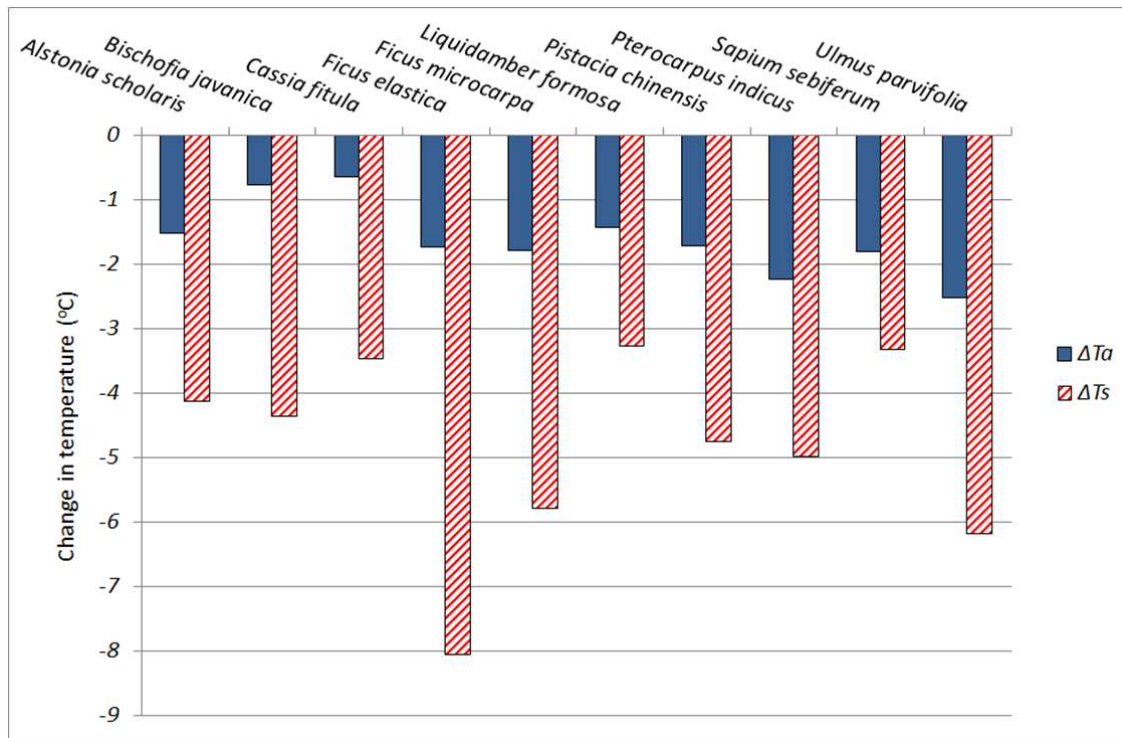
1 Fig. 1



2

3

1 Fig. 2



2

3

Fig. 3

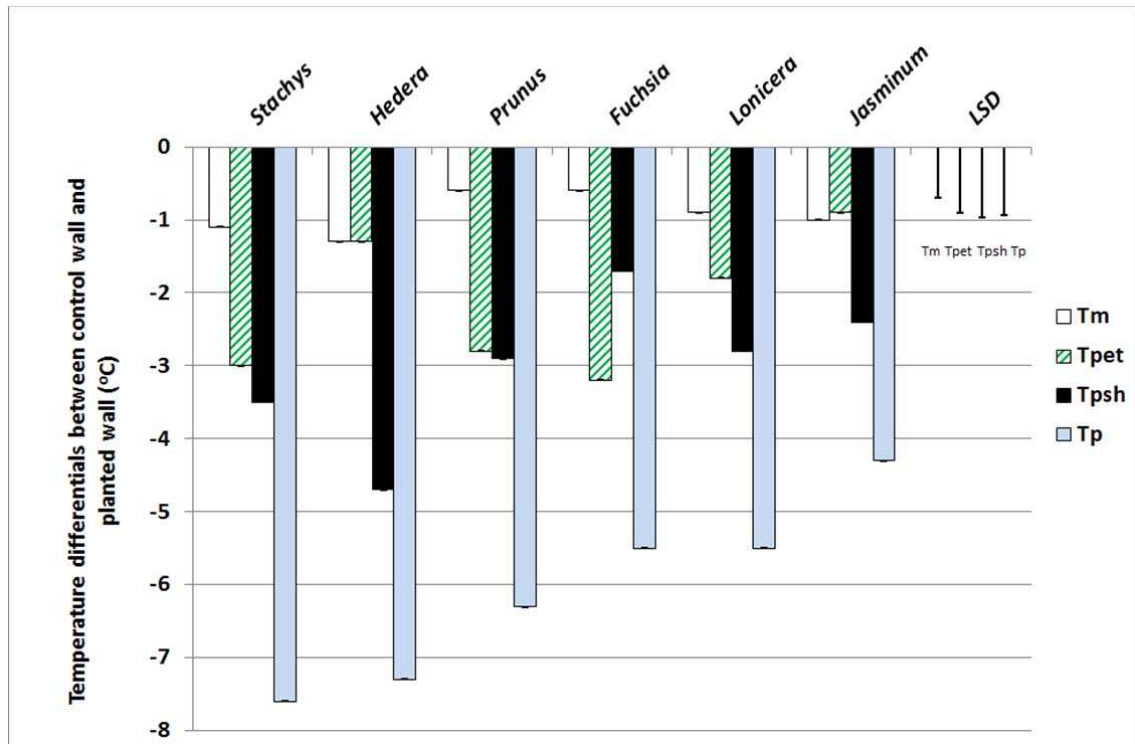
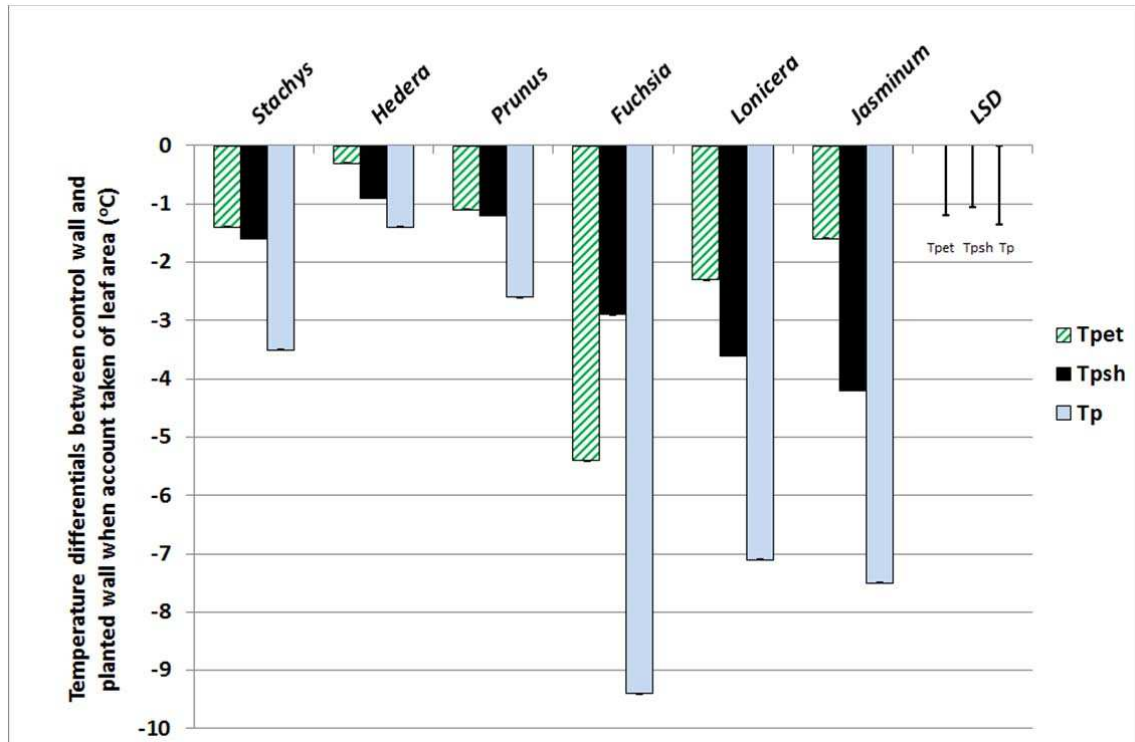
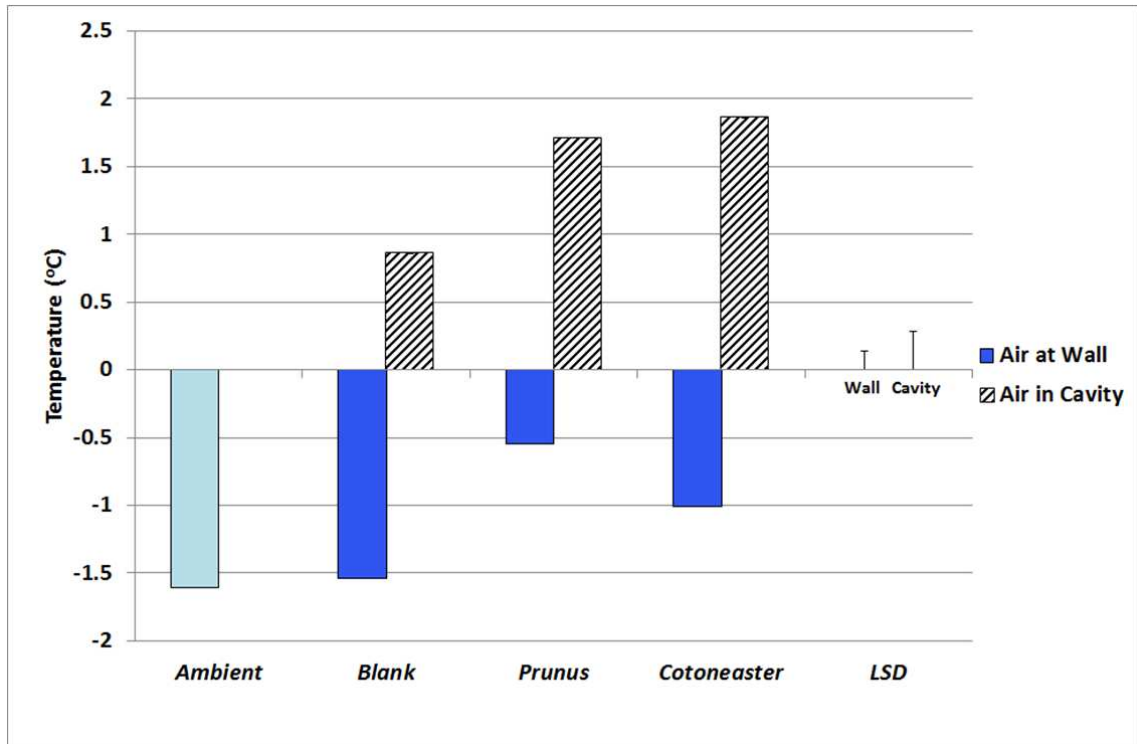


Fig. 4

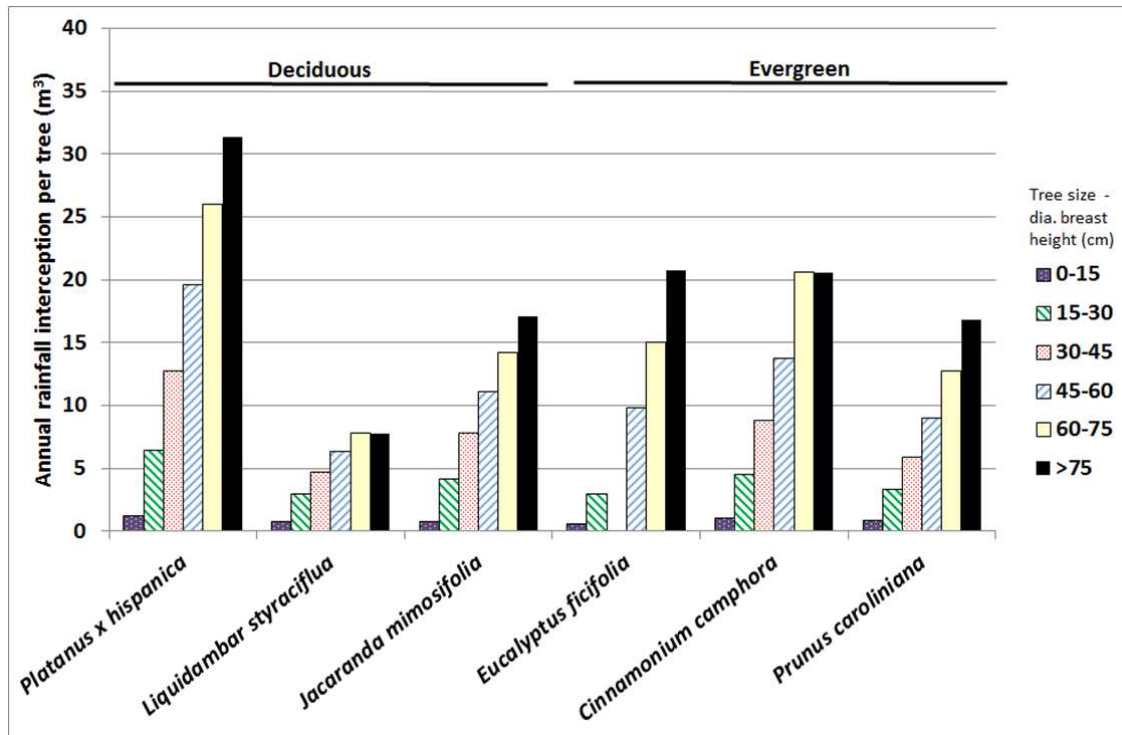


1 Fig. 5



2

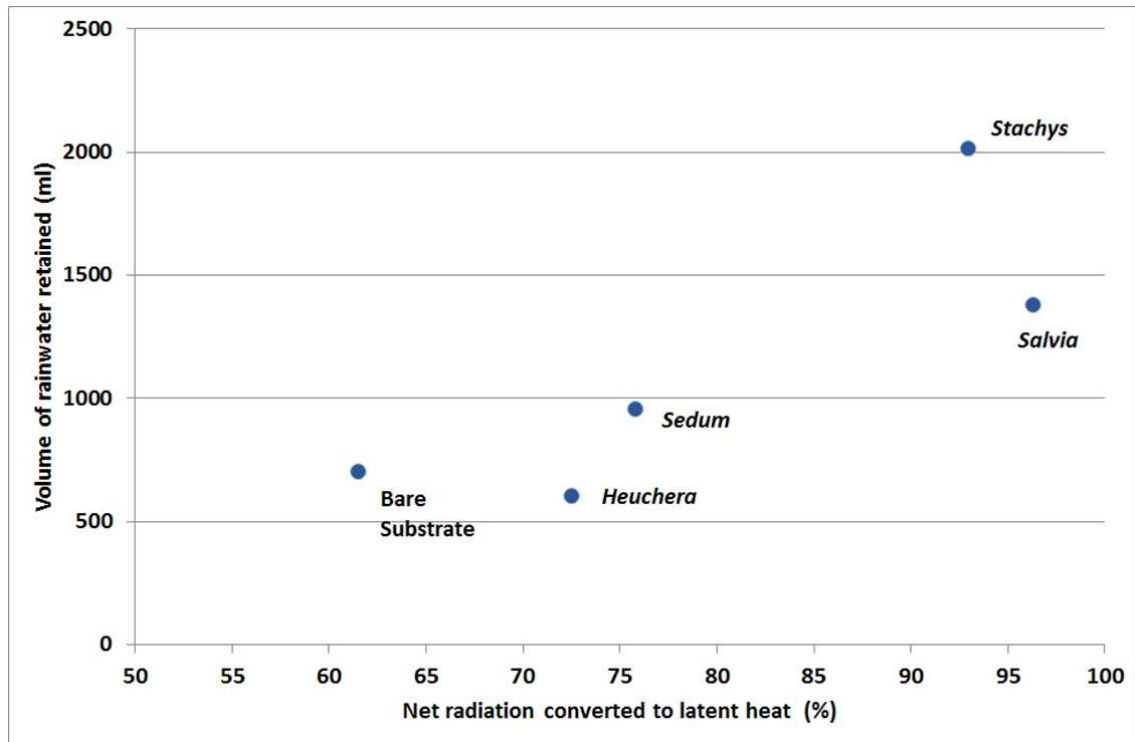
1 Fig. 6



2

3

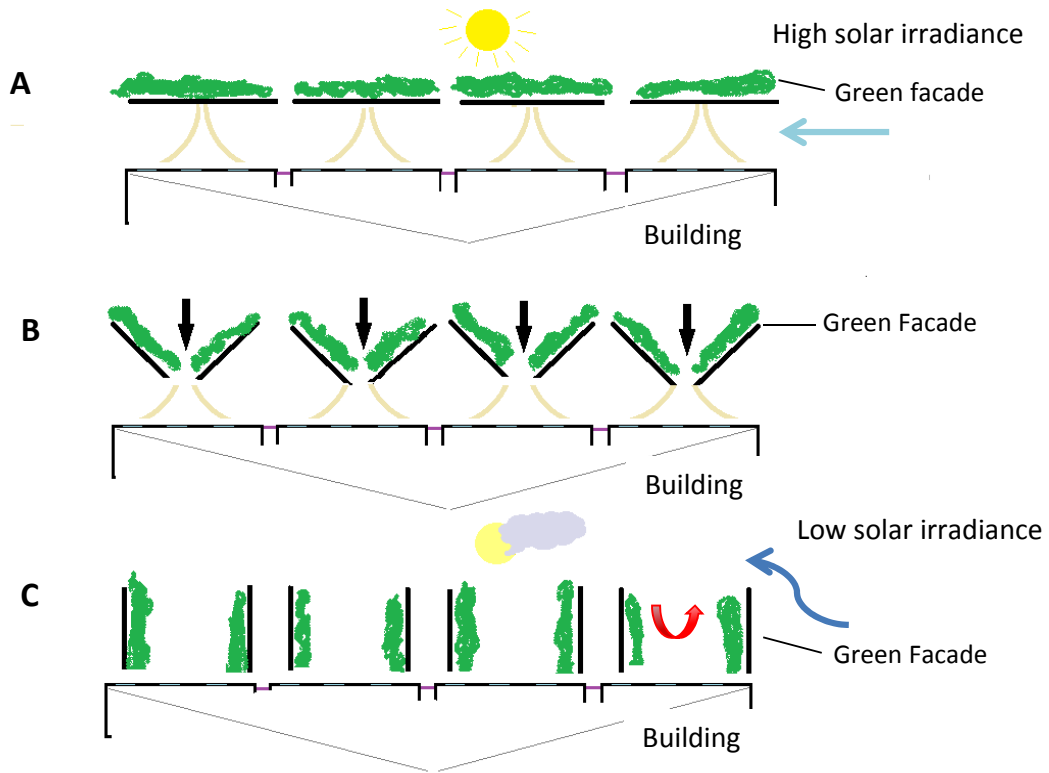
1 Fig. 7



2

1 Fig. 8

2



3

1 Fig. 9



2