

This is a repository copy of *Nuclear astrophysics with radioactive ions at FAIR*.

White Rose Research Online URL for this paper:

<https://eprints.whiterose.ac.uk/102532/>

Version: Published Version

Article:

Reifarth, R., Altstadt, S., Göbel, K. et al. (317 more authors) (2016) Nuclear astrophysics with radioactive ions at FAIR. *Journal of Physics: Conference Series*. 012044. ISSN 1742-6596

<https://doi.org/10.1088/1742-6596/665/1/012044>

Reuse

This article is distributed under the terms of the Creative Commons Attribution (CC BY) licence. This licence allows you to distribute, remix, tweak, and build upon the work, even commercially, as long as you credit the authors for the original work. More information and the full terms of the licence here:

<https://creativecommons.org/licenses/>

Takedown

If you consider content in White Rose Research Online to be in breach of UK law, please notify us by emailing eprints@whiterose.ac.uk including the URL of the record and the reason for the withdrawal request.

Nuclear astrophysics with radioactive ions at FAIR

This content has been downloaded from IOPscience. Please scroll down to see the full text.

View [the table of contents for this issue](#), or go to the [journal homepage](#) for more

Download details:

IP Address: 144.32.224.203

This content was downloaded on 15/07/2016 at 14:59

Please note that [terms and conditions apply](#).

Nuclear astrophysics with radioactive ions at FAIR

R Reifarth¹, S Altstadt^{1,2}, K Göbel¹, T Heftrich^{1,2}, M Heil²,
A Koloczek^{1,2}, C Langer^{1,2,60}, R Plag^{1,2}, M Pohl¹, K Sonnabend¹,
M Weigand¹, T Adachi⁴⁷, F Aksouh⁵, J Al-Khalili¹⁸, M AlGarawi⁵,
S AlGhamdi⁵, G Alkhazov³, N Alkhomashi⁴, H Alvarez-Pol⁶,
R Alvarez-Rodriguez⁷, V Andreev³, B Andrei⁸, L Atar², T Aumann⁹,
V Avdeichikov¹⁰, C Bacri¹¹, S Bagchi⁴⁷, C Barbieri¹⁸, S Beceiro⁶,
C Beck¹², C Beinrucker¹, G Belier¹³, D Bemmerer¹⁴, M Bendel¹⁵,
J Benlliure⁶, G Benzoni¹⁶, R Berjillos¹⁷, D Bertini², C Bertulani¹⁹,
S Bishop¹⁵, N Blasi⁸⁵, T Bloch⁹, Y Blumenfeld²¹, A Bonaccorso²²,
K Boretzky², A Botvina²³, A Boudard²⁴, P Boutachkov⁹,
I Boztosun²⁵, A Bracco⁸⁵, S Brambilla⁸⁵, J Briz Monago²⁶,
M Caamano⁶, C Caesar², F Camera⁸⁵, E Casarejos²⁷, W Catford¹⁸,
J Cederkall¹⁰, B Cederwall²⁸, M Chartier³¹, A Chatillon¹³,
M Cherciu³², L Chulkov³³, P Coleman-Smith³⁴, D Cortina-Gil⁶,
F Crespi¹⁶, R Crespo³⁵, J Cresswell³¹, M Csatlós³⁶, F Déchery²⁴,
B Davids³⁷, T Davinson³⁸, V Derya³⁹, P Detistov⁴⁰, P Diaz
Fernandez⁶, D DiJulio¹⁰, S Dmitry³³, D Doré²⁴, J Dueñas¹⁷,
E Dupont²⁴, P Egelhof², I Egorova⁸, Z Elekes¹⁴, J Enders⁹,
J Endres³⁹, S Ershov⁸, O Ershova¹, B Fernandez-Dominguez⁶,
A Fetisov³, E Fiori⁴¹, A Fomichev⁸, M Fonseca¹, L Fraile⁷, M Freer⁴²,
J Friese¹⁵, M G. Borge²⁶, D Galaviz Redondo⁴⁴, S Gannon³¹,
U Garg^{41,84}, I Gasparic^{9,86}, L Gasques⁴⁵, B Gastineau²⁴, H Geissel²,
R Gernhäuser¹⁵, T Ghosh²⁰, M Gilbert¹, J Glorius¹, P Golubev¹⁰,
A Gorshkov⁸, A Gourishetty⁴⁶, L Grigorenko⁸, J Gulyas³⁶,
M Haiduc³², F Hammache¹¹, M Harakeh⁴⁷, M Hass⁴⁸, M Heine⁹,
A Hennig³⁹, A Henriques⁴⁴, R Herzberg³¹, M Holl⁹, A Ignatov⁹,
A Ignatyuk⁵⁰, S Ilieva⁹, M Ivanov⁴⁰, N Iwasa⁵¹, B Jakobsson¹⁰,
H Johansson⁴⁹, B Jonson⁴⁹, P Joshi⁵², A Junghans¹⁴, B Jurado⁵³,
G Körner⁵⁴, N Kalantar⁴⁷, R Kanungo⁵⁵, A Kelic-Heil², K Kezzar⁵,
E Khan¹¹, A Khanzadeev³, O Kiselev², M Kogimtzis³⁴, D Körper²,
S Kräckmann¹, T Kröll⁹, R Krücken¹⁵, A Krasznahorkay³⁶, J Kratz⁵⁶,
D Kresan⁹, T Krings⁵⁷, A Krumbholz⁹, S Krupko⁸, R Kulesa⁵⁸,
S Kumar⁵⁹, N Kurz², E Kuzmin³³, M Labiche³⁴, K Langanke²,
I Lazarus³⁴, T Le Bleis¹⁵, C Lederer¹, A Lemasson⁶⁰, R Lemmon³⁴,
V Liberati³⁰, Y Litvinov², B Löher⁴¹, J Lopez Herraiz⁷,
G Münzenberg², J Machado⁴⁴, E Maev³, K Mahata⁶¹, D Mancusi²⁴,
J Marganiec⁴¹, M Martinez Perez⁷, V Marusov³⁹, D Mengoni⁶³,
B Million⁸⁵, V Morcelle⁶⁴, O Moreno⁷, A Movsesyan⁹, E Nacher²⁶,
M Najafi⁴⁷, T Nakamura⁶⁵, F Naqvi⁶⁶, E Nikolski³³, T Nilsson⁴⁹,
C Nociforo², P Nolan³¹, B Novatsky³³, G Nyman⁴⁹, A Ornelas⁴⁴,



R Palit⁶⁷, S Pandit⁶¹, V Panin⁹, C Paradela⁶, V Parkar¹⁷,
 S Paschalis⁹, P Pawłowski⁶², A Perea²⁶, J Pereira⁶⁰, C Petrache⁶⁸,
 M Petri⁹, S Pickstone³⁹, N Pietralla⁹, S Pietri², Y Pivovarov⁶⁹,
 P Potlog³², A Prokofiev⁷⁰, G Rastrepina^{1,2}, T Rauscher⁷²,
 G Ribeiro²⁶, M Ricciardi², A Richter⁹, C Rigollet⁴⁷, K Riisager⁴³,
 A Rios¹⁸, C Ritter¹, T Rodríguez Frutos², J Rodríguez Vignote²⁶,
 M Röder^{14,71}, C Romig⁹, D Rossi^{2,60}, P Roussel-Chomaz²⁴, P Rout⁶¹,
 S Roy⁶⁷, P Söderström⁷³, M Saha Sankar²⁹, S Sakuta³³, M Salsac²⁴,
 J Sampson³¹, J Sanchez del Rio Saez²⁶, J Sanchez Rosado²⁶,
 S Sanjari¹, P Sarriguren²⁶, A Sauerwein¹, D Savran⁴¹,
 C Scheidenberger², H Scheit⁹, S Schmidt¹, C Schmitt⁷⁴,
 L Schnorrenberger⁹, P Schrock⁹, R Schwengner¹⁴, D Seddon³¹,
 B Sherrill⁶⁰, A Shrivastava⁶¹, S Sidorchuk⁸, J Silva⁴¹, H Simon²,
 E Simpson¹⁸, P Singh², D Slobodan⁷⁵, D Sohler³⁶, M Spieker³⁹,
 D Stach¹⁴, E Stan³², M Stanoiu⁷⁶, S Stepantsov⁸, P Stevenson¹⁸,
 F Strieder⁷⁷, L Stuhl³⁶, T Suda⁵¹, K Sümmerer², B Streicher²,
 J Taieb¹³, M Takechi², I Tanihata⁷⁸, J Taylor³¹, O Tengblad²⁶,
 G Ter-Akopian⁸, S Terashima⁷⁹, P Teubig⁴⁴, R Thies⁴⁹,
 M Thoennessen⁶⁰, T Thomas¹, J Thornhill³¹, G Thungstrom⁸⁰,
 J Timar³⁶, Y Togano⁴¹, U Tomohiro⁷³, T Tornyi³⁶, J Tostevin¹⁸,
 C Townsley¹⁸, W Trautmann², T Trivedi⁶⁷, S Typel², E Uberseder⁸⁴,
 J Udias⁷, T Uesaka⁷³, L Uvarov³, Z Vajta³⁶, P Velho⁴⁴, V Vikhrov³,
 M Volknaandt¹, V Volkov³³, P von Neumann-Cosel⁹, M von Schmid⁹,
 A Wagner¹⁴, F Wamers⁹, H Weick², D Wells³¹, L Westerberg⁸¹,
 O Wieland¹⁶, M Wiescher⁸⁴, C Wimmer¹, K Wimmer⁶⁰,
 J S Winfield², M Winkel¹⁵, P Woods³⁸, R Wyss²⁸, D Yakorev¹⁴,
 M Yavor⁸², J Zamora Cardona⁹, I Zartova⁸³, T Zerguerras¹¹,
 I Zgura³², A Zhdanov³, M Zhukov⁴⁹, M Zieblinski⁶², A Zilges³⁹,
 K Zuber⁷¹

¹ University of Frankfurt, Germany² GSI Darmstadt, Germany³ PNPI Gatchina, Russia⁴ Atomic Energy Research Institute, Saudi Arabia⁵ King Saudi University, Saudi Arabia⁶ University of Santiago de Compostela, Spain⁷ Universidad Complutense de Madrid, Spain⁸ JINR Dubna, Russia⁹ TU Darmstadt, Germany¹⁰ Lund University, Sweden¹¹ IPN Orsay, France¹² IPHC - CNRS/UdS Strasbourg, France¹³ CEA Bruyères le Châtel, France¹⁴ Helmholtz-Zentrum Dresden-Rossendorf, Germany¹⁵ Technische Universität München, Germany¹⁶ INFN Milano, Italy¹⁷ University of Huelva, Spain¹⁸ University of Surrey, United Kingdom¹⁹ Texas A&M University-Commerce, USA²⁰ VECC Kolkata, India²¹ CERN, Switzerland²² INFN Pisa, Italy²³ INR RAS Moscow, Russia²⁴ CEA Saclay, France²⁵ Akdeniz University, Turkey

- 26 CSIC Madrid, Spain
- 27 Universidad de Vigo, Spain
- 28 Royal Institute of Technology KTH Stockholm, Sweden
- 29 SINP Kolkata, India
- 30 University of the West of Scotland, United Kingdom
- 31 University of Liverpool, United Kingdom
- 32 Institute of Space Sciences, Romania
- 33 NRC Kurchatov Institute Moscow, Russia
- 34 STFC Daresbury Laboratory, United Kingdom
- 35 Instituto Superior Tecnico, Portugal
- 36 ATOMKI Debrecen, Hungary
- 37 TRIUMF, Canada
- 38 University of Edinburgh, United Kingdom
- 39 University of Cologne, Germany
- 40 INRNE BAS Sofia, Bulgaria
- 41 Extreme Matter Institute/GSI Darmstadt, Germany
- 42 University of Birmingham, United Kingdom
- 43 University of Aarhus, Denmark
- 44 University of Lisboa, Portugal
- 45 University of Sao Paulo, Brazil
- 46 Indian Institute of Technology Roorkee, India
- 47 KVI/University of Groningen, The Netherlands
- 48 The Weizmann Institute of Science Rehovot, Israel
- 49 Chalmers University of Technology, Sweden
- 50 IPPE Obninsk, Russia
- 51 University of Tohoku, Japan
- 52 University of York, United Kingdom
- 53 CENBG, France
- 54 NuPECC, Europe
- 55 Saint Mary University, Canada
- 56 University of Mainz, Germany
- 57 SEMIKON Detector GmbH, Germany
- 58 Jagiellonian University of Krakow, Poland
- 59 University of Delhi, India
- 60 NSCL/MSU, USA
- 61 BARC Mumbai, India
- 62 IFJ PAN Krakow, Poland
- 63 University of Padova, Italy
- 64 Federal Fluminense University, Brazil
- 65 Tokyo Institute of Technology, Japan
- 66 University of Yale, USA
- 67 TIFR Mumbai, India
- 68 CSNSM Orsay, France
- 69 Polytechnic University of Tomsk, Russia
- 70 The Svedberg Laboratory, Sweden
- 71 TU Dresden, Germany
- 72 University of Basel, Switzerland
- 73 RIKEN, Japan
- 74 GANIL, France
- 75 ESS Bilbao, Spain
- 76 IFIN-HH Bucharest, Romania
- 77 Ruhr University Bochum, Germany
- 78 RCNP Osaka, Japan
- 79 Beihang University, China
- 80 Mid Sweden University, Sweden
- 81 Uppsala University, Sweden
- 82 IAI RAS St. Petersburg, Russia
- 83 University of Stockholm, Sweden
- 84 University of Notre Dame, USA

⁸⁵INFN Rome, Italy

⁸⁶RBI, Zagreb, Croatia

E-mail: reifarth@physik.uni-frankfurt.de

Abstract. The nucleosynthesis of elements beyond iron is dominated by neutron captures in the s and r processes. However, 32 stable, proton-rich isotopes cannot be formed during those processes, because they are shielded from the s -process flow and r -process β -decay chains. These nuclei are attributed to the p and rp process.

For all those processes, current research in nuclear astrophysics addresses the need for more precise reaction data involving radioactive isotopes. Depending on the particular reaction, direct or inverse kinematics, forward or time-reversed direction are investigated to determine or at least to constrain the desired reaction cross sections.

The Facility for Antiproton and Ion Research (FAIR) will offer unique, unprecedented opportunities to investigate many of the important reactions. The high yield of radioactive isotopes, even far away from the valley of stability, allows the investigation of isotopes involved in processes as exotic as the r or rp processes.

1. Introduction

Radioactive beams offer the opportunity to extend the experimentally based knowledge about nuclear structure far beyond the valley of stability. Especially within the planned international Facility for Antiproton and Ion Research (FAIR) at GSI [1], radioactive ions will be produced with highest intensities. It is very often not feasible to collect the respective radioactive ions in order to produce a sample for irradiation with e.g. neutrons, protons or gammas. Experiments in inverse kinematics - irradiating a stable target with the desired radioactive ions - are the solution to that problem. In this article, we will mostly report about performed and upcoming in-beam experiments and not about the wide field of possible ring experiments.

The proposed R³B setup [2], a universal setup for kinematically complete measurements of Reactions with Relativistic Radioactive Beams will cover experimental reaction studies with exotic nuclei far off stability, with emphasis on nuclear structure and dynamics. Astrophysical aspects and technical applications are also concerned. R³B is a versatile reaction setup with high efficiency, acceptance, and resolution for reactions with high-energy radioactive beams. The setup will be located at the High Energy Cave which follows the high-energy branch of the new fragment separator (Super-FRS). The experimental configuration is based on a concept similar to the existing LAND setup at GSI introducing substantial improvement with respect to resolution and an extended detection scheme, which comprises the additional detection efficiency of light (target-like) recoil particles and a high-resolution fragment spectrometer. The setup is adapted to the highest beam energies (corresponding to 20 Tm magnetic rigidity) provided by the Super-FRS capitalizing on the highest possible transmission of secondary beams. The experimental setup is suitable for a wide variety of scattering experiments, such as heavy-ion induced electromagnetic excitation, knockout and breakup reactions, or light-ion (in)elastic and quasi-free scattering in inverse kinematics, thus enabling a broad physics program with rare-isotope beams to be performed [2].

Applying the Coulomb dissociation method [3, 4] R³B contributes already now to almost every astrophysical scenario. With the expected increase in the production of radioactive species at FAIR, even more exotic reactions can be investigated. Both, the current situation and the prospects at FAIR are shown in section 2 for the s process, in section 4 for the r process and in section 5 for the rp process. Recent experiments and future prospects investigating charge exchange reactions are discussed in section 3 for the s process and section 6 for the νp process.

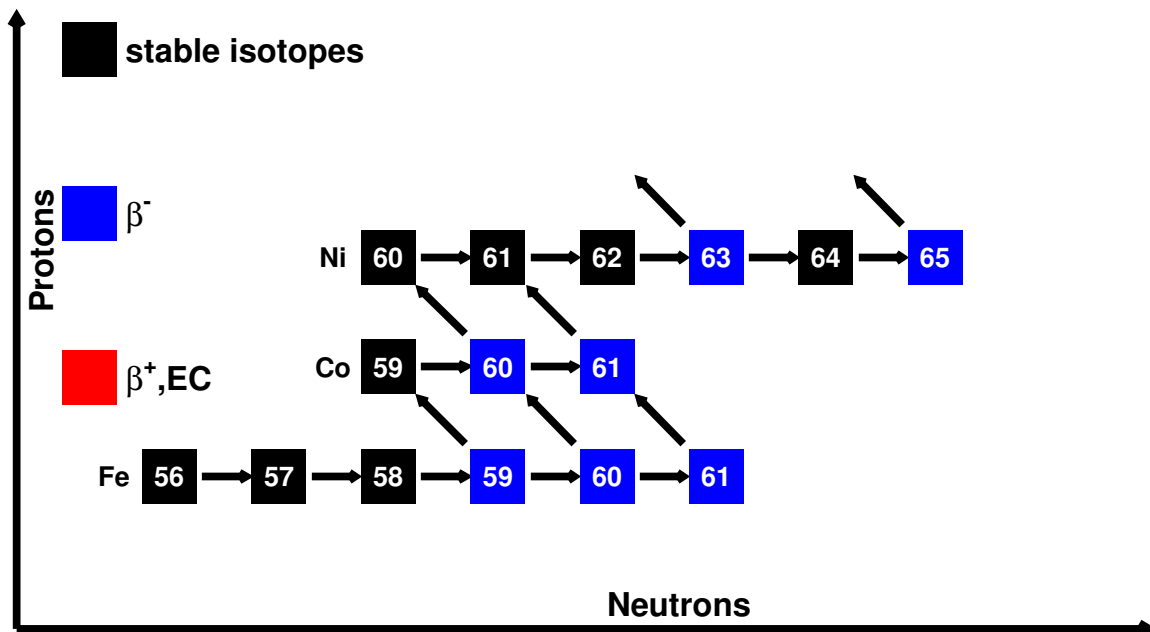


Figure 1. The *s*-process path between Fe and Co. The neutron densities during the *s* process have to be sufficiently high to overcome the rather short-lived isotope ^{59}Fe ($t_{1/2} = 45$ d).

2. ^{60}Fe - a product of the *s* process

A significant contribution to the interstellar abundance of the radiogenic ^{60}Fe is provided by the slow neutron capture (*s*) process in massive stars, the weak component of the *s* process. The *s* process in massive stars operates in two major evolutionary stages, first during convective core He-burning and, subsequently, during convective shell C-burning. Neutrons are mainly produced by the $^{22}\text{Ne}(\alpha, n)$ reaction in both cases, but at rather different temperatures and neutron densities [5, 6].

As illustrated in Figure 1, the *s*-process path to ^{60}Fe , which starts from the most abundant seed nucleus ^{56}Fe , is determined by the branching at ^{59}Fe ($t_{1/2} = 44.5$ d). At the low neutron densities during convective core He burning, ^{60}Fe is shielded from the *s*-process chain, because the β^- -decay rate of ^{59}Fe dominates over the (n, γ) rate by orders of magnitude. On the other hand, the production of ^{60}Fe becomes efficient during the shell C-burning phase, where higher temperatures of $T = (1.0 - 1.4) \cdot 10^9$ K give rise to the neutron densities in excess of 10^{11} cm^{-3} necessary for bridging the instability gap at ^{59}Fe . The interpretation of all the above observations depends critically on the reliability of the stellar models as well as on the reaction rates for neutron capture relevant to the production and depletion of ^{60}Fe [7]. These rates can only be determined reliably in laboratory experiments, because theoretical calculations are too uncertain. Since the neutron capture cross section of $^{60}\text{Fe}(n, \gamma)$ has been measured in the astrophysically interesting energy region [8] and a reliable value for the half life of the β^- -decay has been provided [9], the most important missing piece to understand the stellar production of ^{60}Fe is the $^{59}\text{Fe}(n, \gamma)$ cross section under stellar conditions, see Figure 1.

Because the half-life of ^{59}Fe is only 45 d, indirect methods have to be applied to determine the neutron capture cross section. Since ^{60}Fe is unstable too, the method of choice is the determination of the desired $A(n, \gamma)B$ via the inverse reaction $B(\gamma, n)A$ applying the Coulomb dissociation (CD) method at the LAND/R³B setup (Figure 2).

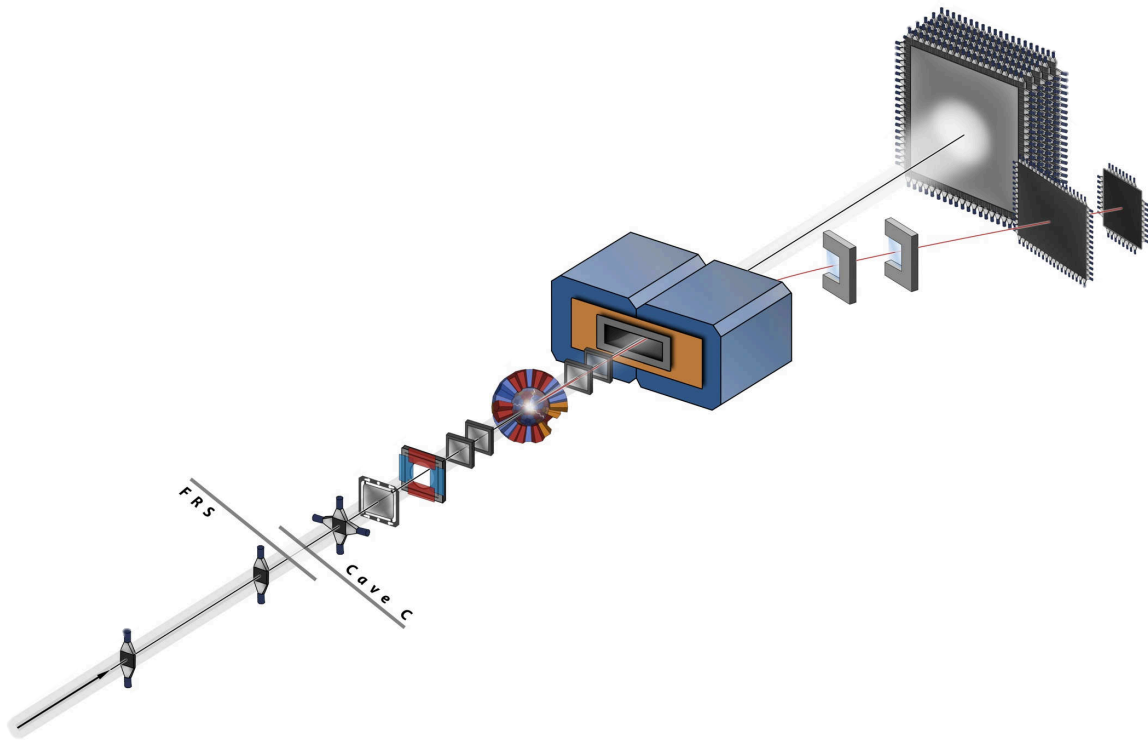


Figure 2. The R³B setup at GSI optimized for detecting neutrons in the exit channel. The beam enters Cave C after passing the FRS (bottom, left), passes several detectors used for incoming identification and hits the target in the center of the crystal ball (half of the ball is drawn). Afterwards charged fragment and neutrons are separated by the ALADIN magnet. The fragments are bent to the right analysed with a suite of scintillator detectors while the neutrons remain unchanged and are detected with LAND.

⁶⁰Fe ions have been produced by fragmentation of ⁶⁴Ni. After passing the fragment separator (FRS, [10]) most of the unwanted species are removed and a beam consisting of almost only ⁶⁰Fe arrives in at the LAND/R³B setup, where each ion is identified in charge and mass, Figure 3.

All reaction products are detected and characterised in terms of charge, mass and momentum. This allows the investigation of the neutron removal of ⁶⁰Fe for different experimental settings, Figure 4 (left). A lead target was used to determine the Coulomb breakup cross section, while runs with carbon and no sample at all have been performed to determine different background components. After scaling and subtracting the contribution from nuclear interaction (measured with the carbon target) as well as interaction with other components in the beam line (empty), the pure Coulomb breakup can be extracted, Figure 4 (right).

Under certain conditions, stars may experience convective-reactive nucleosynthesis episodes. It has been shown with hydrodynamic simulations that neutron densities in excess of 10¹⁵ cm³ can be reached [11, 12], if unprocessed, H-rich material is convectively mixed with an He-burning zone. Under such conditions, which are between the *s* and *r* process, the reaction flow occurs a few mass units away from the valley of stability. These conditions are sometimes referred to as the *i* process (intermediate process). One of the most important rates, but extremely difficult to determine, is the neutron capture on ¹³⁵I, Figure 5. The half-life time of ¹³⁵I is about 6 h. Therefore the ¹³⁵I(*n*, γ) cross section cannot be measured directly. The much improved

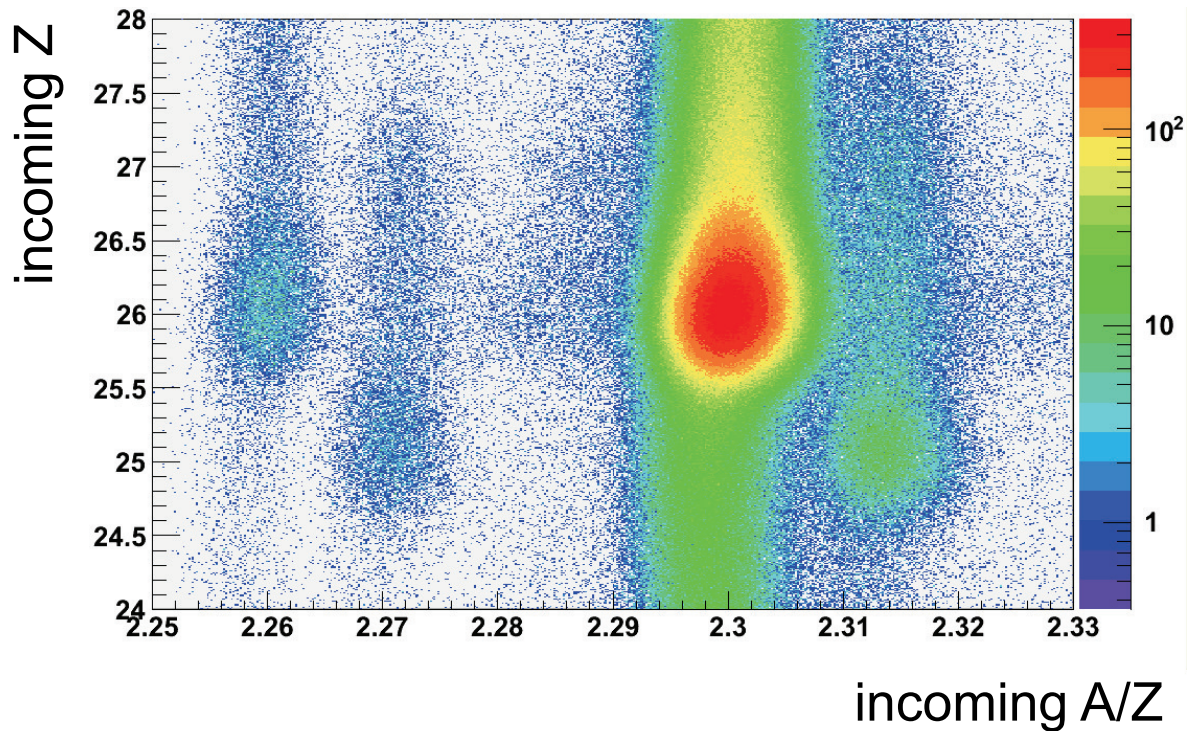


Figure 3. Incoming particle identification at the R³B setup.

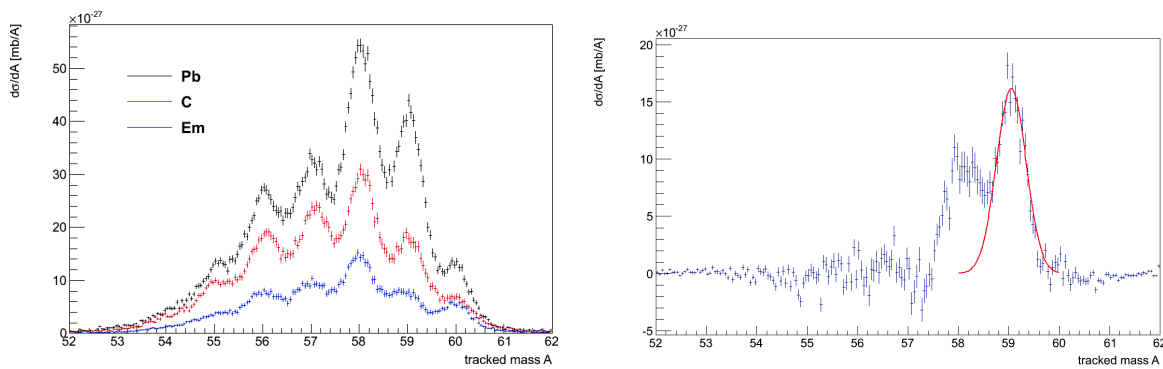


Figure 4. Left: Mass identification of different ion isotopes after requiring an incoming ⁶⁰Fe ions a a neutron detected by LAND. Right: Spectra shown on the left subtracted such that only the mass distribution of Coulomb breakup events are left.

production rates of radioactive isotopes at FAIR, however, offer the possibility to investigate the Coulomb dissociation of ¹³⁶I. This reaction can then in turn be used to constrain the ¹³⁵I(n,γ) rate.

3. ¹⁵²Eu - branch point in the s process

The laboratory based measurements of beta-decay and electron capture rates can not directly be used in stellar simulations. Electron capture can occur on excited states which are energetically not allowed on earth [13]. Also beta-decays which occur from thermally excited states cannot be

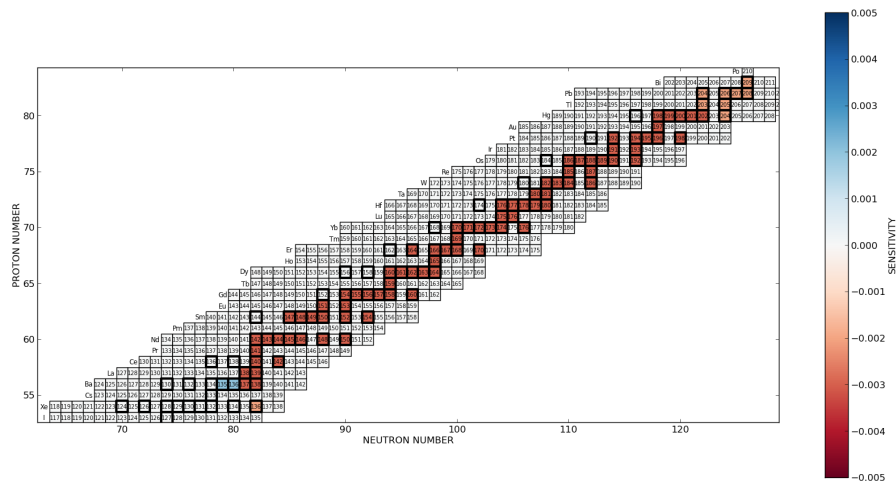


Figure 5. Impact of the $^{135}\text{I}(n,\gamma)$ rate on the final abundances of the i process. This reaction rate affects most of the abundances beyond ^{135}I and is therefore of global importance.

measured in the laboratory. These effects can sometimes alter the decay rates by a few orders of magnitude [14, 15]. For the theoretical calculations of stellar rates, Gamow-Teller strength distributions $B(GT)$ for low lying states are needed [16, 17, 18]. Charge-exchange reactions, like the (p,n) reaction, allow access to these transitions and can serve as input for rate calculations. In particular, there exists a proportionality between (p,n) cross sections at low momentum transfer (close to 0°) and $B(GT)$ values,

$$\frac{d\sigma^{CE}}{d\Omega}(q=0) = \hat{\sigma}_{GT}(q=0)B(GT), \quad (1)$$

where $\hat{\sigma}_{GT}(q=0)$ is the unit cross section for GT transitions at $q=0$. [19]. In order to access GT distributions for unstable nuclei experiments have to be carried out in inverse kinematics with radioactive ion beams. This requires the detection of low-energy neutrons at large angles relative to the incoming beam.

An astrophysically interesting test case, $^{152}\text{Sm}(p,n)$, has been investigated at GSI in inverse kinematics. In the case of inverse kinematics, all information about the scattering angle in the center of mass and the excitation of the product nucleus can be determined from the energy and emission angle of the neutron in the laboratory reference system. Therefore a new detector for low-energy neutrons (LENA) has been developed [20] and was used at the LAND/R3B setup, Figure 6. The analysis of this experiment is currently ongoing and first results are very promising.

4. Light elements in the r process

The rapid neutron capture process (r process) produces half of the elements heavier than iron. However, the nuclear physics properties of the involved nuclei are not well known and its astrophysical site is not yet identified. The neutrino-driven wind model within core-collapse supernovae are currently one of the most promising candidates for a successful r process. These neutrino winds are thought to dissociate all previously formed elements into protons, neutrons

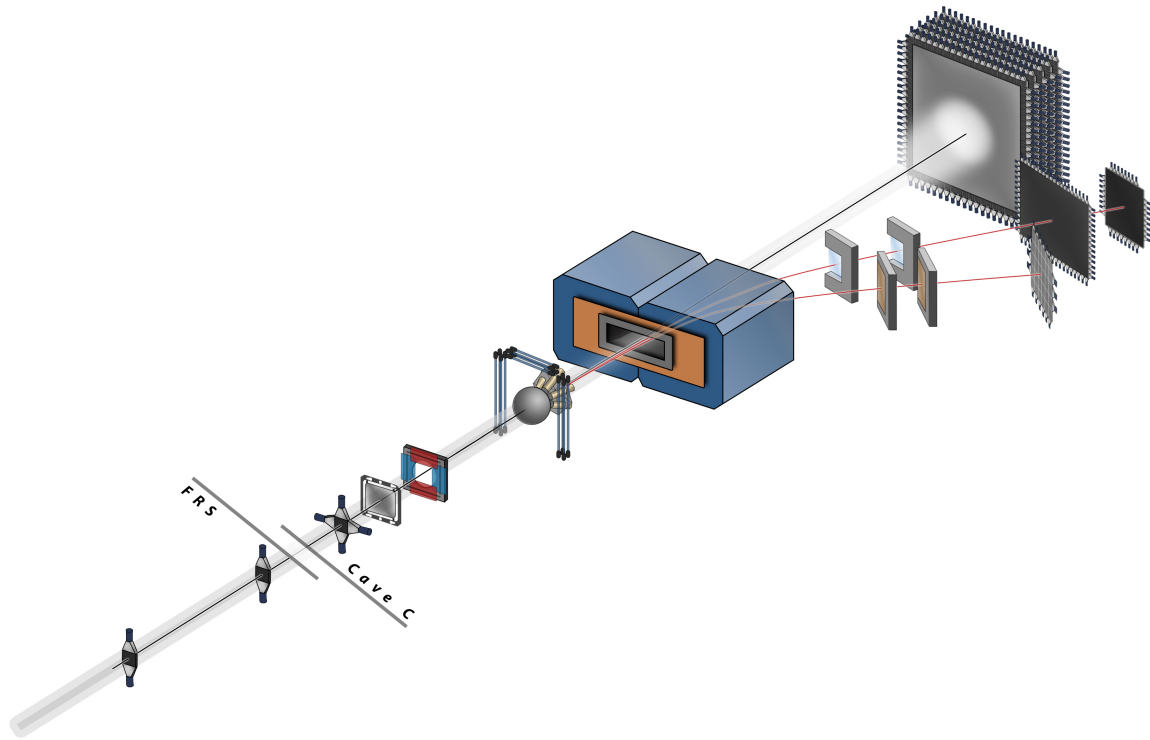


Figure 6. The R^3B setup at GSI optimized for charge-exchange reactions with low-energy neutrons in the exit channel. The LENA detector, optimized for the detection of low-energy neutrons emitted at high angles can be seen surrounding the target area. In forward direction, $LaBr_3$ detectors have been used to detect the decay of excited states.

and α particles before the seed nuclei for the r process are produced. Hence, the neutrino-driven wind model could explain the observational fact that the abundances of r nuclei of old halo-stars are similar to our solar r -process abundances [21]. This also indicates that the r process is a primary process and, thus, independent of the chemical composition of the progenitor star. Therefore, the investigation of the nuclear reactions among light elements forming seed nuclei prior to the r process leads to a better understanding of this process. Model calculations within a neutrino-driven wind scenario find a crucial change in the final r -process abundances by extending the nuclear reaction network towards very light neutron-rich nuclei [22]. Subsequent sensitivity studies point out the most important reactions, which include successive (n,γ) reactions running through the isotopic chain of the neutron-rich boron isotopes $^{11}B(n,\gamma)^{12}B(n,\gamma)^{13}B(n,\gamma)^{14}B(n,\gamma)^{15}B(\beta^-)^{15}C$ [23]. Almost all reaction rates used in these model calculations are only known theoretically, and their uncertainties were estimated to be at least a factor of two [23]. Since the reaction rates of unstable isotopes are very difficult to determine experimentally, neutron breakup reactions of the neutron-rich beryllium isotopes were investigated in inverse kinematics via Coulomb dissociation. Figure 7 shows the incoming identification as well as the example of Coulomb breakup of ^{11}Be , which served as a benchmark of the measurement. The setup used for this experiment was the same as shown in Figure 2.

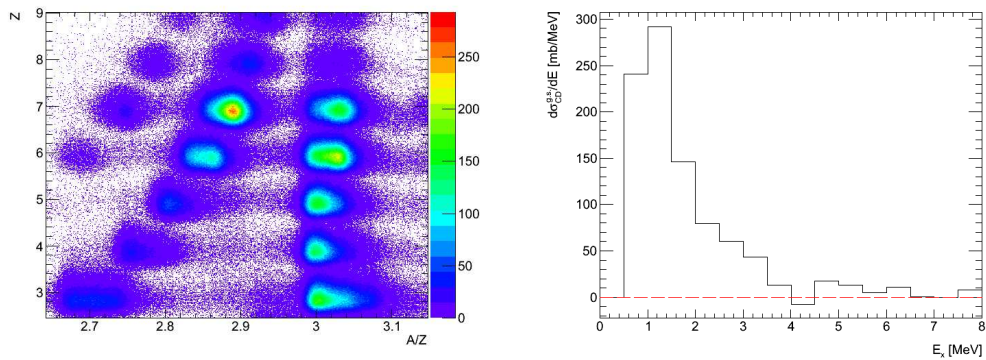


Figure 7. Left: Incoming identification plot. Right: Coulomb breakup cross section of ^{11}Be at almost 500 AMeV.

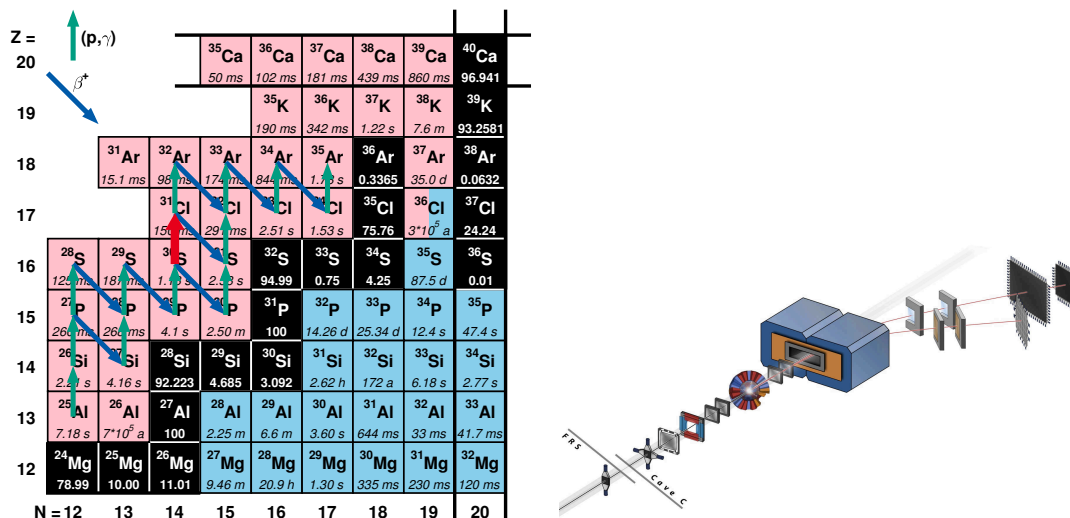


Figure 8. Left: The rp -process path at light elements. Right: The R³B setup at GSI optimized for detecting protons in the exit channel. In particular the proton drift chambers are of importance.

5. Break out reactions in the rp process

The most likely astrophysical site of X-ray bursts are a very dense neutron stars, which accrete H/He-rich matter from a close companion [24, 25]. While falling towards the neutron star, the matter is heated up and a thermonuclear runaway is ignited. The exact description of this process is dominated by the properties of a few proton-rich radioactive isotopes, which have a low interaction probability, hence a high abundance (Figure 8, left).

Therefore the short-lived, proton-rich isotopes ^{31}Cl and ^{32}Ar have been investigated applying the Coulomb dissociation method at the GSI. An Ar beam was accelerated to an energy of 825 AMeV and fragmented in a beryllium target. The fragment separator was used to select the desired isotopes with a remaining energy of 650 AMeV. They were subsequently directed onto a ^{208}Pb target. The measurement was performed in inverse kinematics. All reaction products were detected and inclusive and exclusive measurements of the respective Coulomb dissociation

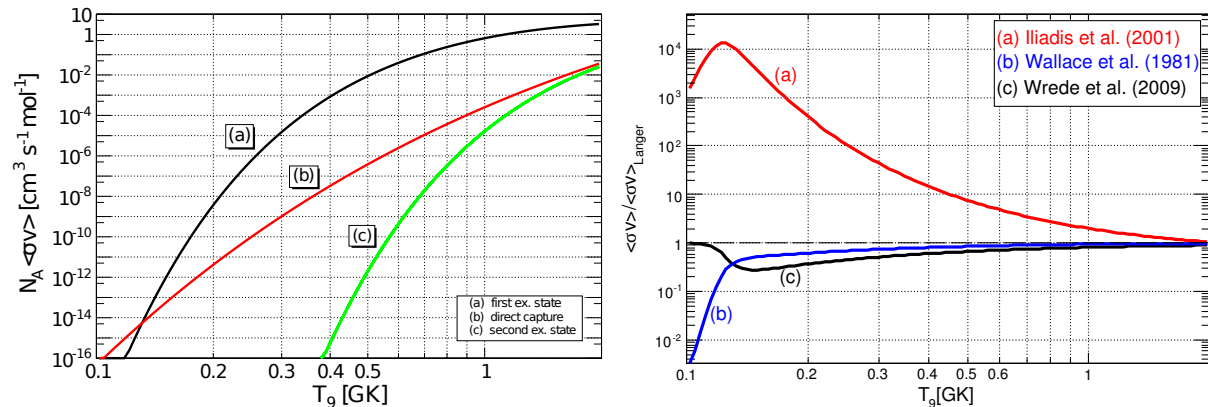


Figure 9. (Preliminary data) Left: The reaction rate for the important $^{30}\text{S}(p,\gamma)^{31}\text{Cl}$ bottleneck reaction in the rp process. Maximum peak temperatures in the rp process are typically around 2 GK. Three contributions can be seen, from (a) the low-lying resonance, (b) the direct capture, and (c) the second excited state in ^{31}Cl . Right: Comparison of different previous estimations with the reaction rate derived in this work (left). a) Iliadis et al. (red) [26], b) Wallace and Woosley (blue) [27] and c) Wrede et al (black) [28]. Especially in the low-temperature region, a deviation of up to 4 orders of magnitudes is observed.

cross sections were possible, Figure 8, right. Preliminary results for the important $^{30}\text{S}(p,\gamma)^{31}\text{Cl}$ reaction and a comparison with previously known estimates are shown in Figure 9.

6. ^{64}Ge - a waiting point in the νp process

Heavy α -nuclei are typically waiting points in the rp -process because of their small (p,γ) cross sections and the long β^+ -half lives. Under certain conditions following a core collapse supernova, these waiting points can be overcome via (n,p) reactions in presence of small amount of neutrons. These neutrons stem from reactions like $\bar{\nu} + p \rightarrow n + \beta^+$. This process is therefore called the νp -process, [29]. One important waiting point is ^{64}Ge , which implies the importance of the $^{64}\text{Ge}(n,p)^{64}\text{Ga}$ reaction rate [30]. This reaction is very difficult to constrain experimentally. In combination with the planned storage rings, it would be possible to produce ^{64}Ga beam at FAIR and store in one of the rings. In combination with a hydrogen jet target, the inverse reaction $^{64}\text{Ga}(p,n)^{64}\text{Ge}$ could be investigated at astrophysically interesting energies in inverse kinematics. The principle of this approach could be successfully proven with the reaction $^{96}\text{Ru}(p,\gamma)$, [31]

7. Summary

Nuclear data on radioactive isotopes are extremely important for modern astrophysics. FAIR offers contributions to almost every astrophysical nucleosynthesis process. Important developments are currently ongoing while FAIR is under construction.

Acknowledgments

This project was supported by the HGF Young Investigators Project VH-NG-327, EMMI, H4F, HGS-HIRE, JINA, NAVI, DFG and ATHENA.

References

- [1] H H Gutbrod and I Augustin and H Eickhoff and K-D Groß and W F Henning and D Krämer and G Walter
 2006 Facility for antiproton and ion research fair baseline technical report, isbn-3-9811298-0-6 Tech. rep.
 GSI

- [2] R³B-collaboration 2005 Technical proposal for the design, construction, commissioning and operation of r³b
Tech. rep. GSI <http://www-land.gsi.de/r3b/>
- [3] Baur G and Rebel H 1996 *Annual Review of Nuclear and Particle Science* **46** 321–350
- [4] Bertulani C A and Gade A 2010 *Phys. Rep.* **485** 195–259 (*Preprint* 0909.5693)
- [5] Pignatari M, Gallino R, Heil M, Wiescher M, Käppeler F, Herwig F and Bisterzo S 2010 *Ap. J.* **710** 1557–1577
- [6] Käppeler F, Gallino R, Bisterzo S and Aoki W 2011 *Reviews of Modern Physics* **83** 157–194
- [7] Diehl R, Prantzos N and von Ballmoos P 2006 *Nuclear Physics A* **777** 70
- [8] Uberseder E, Reifarh R, Schumann D, Dillmann I, Pardo C D, Görres J, Heil M, Käppeler F, Marganiec J, Neuhausen J, Pignatari M, Voss F, Walter S and Wiescher M 2009 *Physical Review Letters* **102** 151101
- [9] Rugel G, Faestermann T, Knie K, Korschinek G, Poutivtsev M, Schumann D, Kivel N, Günther-Leopold I, Weinreich R and Wohlmuther M 2009 *Phys. Rev. Lett.* **103** 072502
- [10] Geissel H, Armbruster P, Behr K H, Brünle A, Burkard K, Chen M, Folger H, Franczak B, Keller H, Klepper O, Langenbeck B, Nickel F, Pfeng E, Pfützner M, Roeckl E, Rykaczewski K, Schall I, Schardt D, Scheidenberger C, Schmidt K H, Schröter A, Schwab T, Sümmmerer K, Weber M, Münzenberg G, Brohm T, Clerc H G, Fauerbach M, Gaimard J J, Grewe A, Hanelt E, Knödler B, Steiner M, Voss B, Weckenmann J, Ziegler C, Magel A, Wollnik H, Dufour J P, Fujita Y, Vieira D J and Sherrill B 1992 *Nuclear Instruments and Methods in Physics Research B* **70** 286–297
- [11] Herwig F, Pignatari M, Woodward P R, Porter D H, Rockefeller G, Fryer C L, Bennett M and Hirschi R 2011 *ApJ* **727** 89 (*Preprint* 1002.2241)
- [12] García-Hernández D A, Zamora O, Yagüe A, Uttenthaler S, Karakas A I, Lugaro M, Ventura P and Lambert D L 2013 *A&A.* **555** L3 (*Preprint* 1306.2134)
- [13] Langanke K and Martínez-Pinedo G 1998 *Physics Letters B* **436** 19–24 (*Preprint* arXiv:nucl-th/9809081)
- [14] Takahashi K and Yokoi K 1987 *Atomic Data Nucl. Data Tables* **36** 375
- [15] Abbondanno U, Aerts G, Alvarez-Velarde F, Alvarez-Pol H, Andriamonje S *etal* 2004 *Physical Review Letters* **93** 161103
- [16] Fuller G M, Fowler W A and Newman M J 1980 *ApJS* **42** 447–473
- [17] Langanke K and Martínez-Pinedo G 2000 *Nuclear Physics A* **673** 481–508 (*Preprint* arXiv:nucl-th/0001018)
- [18] Langanke K and Martínez-Pinedo G 2003 *Reviews of Modern Physics* **75** 819–862 (*Preprint* arXiv:nucl-th/0203071)
- [19] Taddeucci T, Goulding C, Carey T, Byrd R, Goodman C, Gaarde C, Larsen J, Horen D, Rapaport J and Sugarbaker E 1987 *Nucl. Phys.* **A469** 125 – 172
- [20] Langer C, Algora A, Couture A, Csatlós M, Gulyás J, Heil M, Krasznahorkay A, O’Donnell J, Plag R, Reifarh R, Stuhl L, Sonnabend K, Tornyi T and Tovesson F 2011 *Nuclear Instruments and Methods A* **659** 411–418 ISSN 0168-9002
- [21] Truran J W, Cowan J J, Pilachowski C A and Sneden C 2002 *PASP* **114** 1293–1308
- [22] Terasawa M, Sumiyoshi K, Kajino T, Mathews G J and Tanihata I 2001 *ApJ* **562** 470
- [23] Sasaqui T, Kajino T, Mathews G J, Otsuki K and Nakamura T 2005 *ApJ* **634** 1173–1189
- [24] Schatz H, Aprahamian A, Görres J, Wiescher M, Rauscher T, Rembges J, Thielemann F K, Pfeiffer B, Möller P, Kratz K L, Herndl H, Brown B and Rebel H 1998 *Physics Reports* **294** 167
- [25] Schatz H and Rehm K E 2006 *Nuclear Physics A* **777** 601–622 (*Preprint* arXiv:astro-ph/0607624)
- [26] Iliadis C, D’Auria J M, Starrfield S, Thompson W J and Wiescher M 2001 *Astrophys. J. Suppl.* **134** 151–171
- [27] Wallace R and Woosley S 1981 *Ap. J. Suppl.* **45** 389
- [28] Wrede C, Caggiano J A, Clark J A, Deibel C M, Parikh A and Parker P D 2009 *Phys. Rev. C* **79** 045808
- [29] Thielemann F K, Dillmann I, Farouqi K, Fischer T, Fröhlich C, Kelic-Heil A, Korneev I, Kratz K L, Langanke K, Liebendörfer M, Panov I V, Martínez-Pinedo G and Rauscher T 2010 *Journal of Physics Conference Series* **202** 012006
- [30] Fröhlich C 2012 *Journal of Physics Conference Series* **403** 012034
- [31] Zhong Q, Aumann T, Bishop S, Blaum K, Boretzky K, Bosch F, Bräuning H, Brandau C, Davinson T, Dillmann I, Ershova O, Geissel H, Gyürky G, Heil M, Käppeler F, Kelić A, Kozhuharov C, Langer C, Bleis T L, Litvinov Y A, Lotay G, Marganiec J, Petridis N, Plag R, Popp U, Reifarh R, Riese B, Rigollet C, Scheidenberger C, Simon H, Stöhlker T, Szücs T, Weber G, Weick H, Winters D F A, Winters N and Woods P J 2010 *Journal of Physics: Conference Series* **202** 012011