



UNIVERSITY OF LEEDS

This is a repository copy of *Train unit scheduling with bi-level capacity requirements*.

White Rose Research Online URL for this paper:

<https://eprints.whiterose.ac.uk/102481/>

Version: Accepted Version

Proceedings Paper:

Lin, Z orcid.org/0000-0001-7361-5469, Barrena, E orcid.org/0000-0002-8936-725X and Kwan, RSK orcid.org/0000-0001-6081-8670 (2015) Train unit scheduling with bi-level capacity requirements. In: Proceedings. Conference on Advanced Systems in Public Transport (CASPT 2015), 19-23 Jul 2015, Rotterdam, Netherlands. CASPT

Reuse

Items deposited in White Rose Research Online are protected by copyright, with all rights reserved unless indicated otherwise. They may be downloaded and/or printed for private study, or other acts as permitted by national copyright laws. The publisher or other rights holders may allow further reproduction and re-use of the full text version. This is indicated by the licence information on the White Rose Research Online record for the item.

Takedown

If you consider content in White Rose Research Online to be in breach of UK law, please notify us by emailing eprints@whiterose.ac.uk including the URL of the record and the reason for the withdrawal request.



eprints@whiterose.ac.uk
<https://eprints.whiterose.ac.uk/>

Train unit scheduling with bi-level capacity requirements

Zhiyuan Lin · Eva Barrena · Raymond
S. K. Kwan

Abstract Train unit scheduling concerns the assignment of train unit vehicles to cover all the journeys in a fixed timetable allowing the possibility of coupling and decoupling to achieve optimal utilization while satisfying passenger demands. While the scheduling methods usually assume unique and well-defined train capacity requirements, in practice most UK train operators consider different levels of capacity provisions. Those capacity provisions are normally influenced by information such as passenger count surveys, historic provisions and absolute minimums required by the authorities. In this paper, we study the problem of train unit scheduling with bi-level capacity requirements and propose a new integer multicommodity flow model based on previous researches. Computational experiments on real-world data show the effectiveness of our proposed methodology.

Keywords Train unit scheduling · Required train capacities · Multicommodity network flow

1 Introduction

A train unit is a self-propelled fixed set of rolling stock carriages (or *cars*) that can move in either track directions on its own, in contrast to a traditional combination of locomotive(s) and cars with the locomotive as the only power source. It is the most commonly used passenger rolling stock in the UK and many other European countries. A timetable is a set of train services (conventionally called *trains* in the UK) during the operational period (one working day) being planned, each of which has attributes mainly consisting of departure and arrival stations and times, seat demand, coupling and decoupling possibilities, allowed types of train unit. Given a fixed timetable on

Z. Lin, E. Barrena, R. S. K. Kwan
School of Computing, University of Leeds, Leeds, LS2 9JT, United Kingdom
Tel.: +44 (0)113 343 5430, Fax: +44 (0)113 343 5468
E-mail: {z.lin, e.barrena, r.s.kwan}@leeds.ac.uk

one operational day and a fleet of train units of multiple types, the train unit scheduling problem (TUSP) (Lin and Kwan (2013, 2014)) aims at deriving an optimized plan such that all the trains are covered with the required seat capacity provisions. From the perspective of a train unit, the problem assigns a sequence of trains to it as its daily workload. A notable feature of the TUSP is the activity of unit coupling/decoupling in response to different passenger demands. Generally, a train with a high demand requires more coupled units. In addition, coupling can also be used as a way of redistributing unit resources across the rail network regardless of the demand en route. Similar or relevant problems with respect to the TUSP include train unit circulation (Schrijver (1993); Alfieri et al (2006); Fiolo et al (2006); Peeters and Kroon (2008)) and train unit assignment (Cacchiani et al (2010, 2013b, 2012b)).

Common objectives in the TUSP include minimizing the number of units used, carriage-mileage, number of empty-running trains. There are various constraints that have to be satisfied. For example, while coupled units may be needed to provide a sufficient seat capacity, the number of coupled cars must be below an upper bound that can be specific with respect to trains and/or unit types. Other constraints include aspects such as unit coupling compatibility relations among traction types, locations banned for coupling/decoupling, and unit blockage resolution.

Most of the relevant researches in passenger rolling stock scheduling in the literature consider a single level of capacity provision requirements. When collaborating with UK rail companies, we observe that those requirements may not only depend on a single aspect such as passenger demands, but are also influenced by other factors such as historic capacity provisions and robustness. It is therefore insufficient to only include a single level of capacity requirements to be considered by the scheduling model. Solely relying on passenger count surveys may not be appropriate since, for example, fluctuations on passenger demand may lead to low robustness in the resulting schedules. On the other hand, it may not be correct to infer capacity requirements solely from historic schedule because excessive or insufficient provisions might have resulted from scheduling logistics in the past that are no longer relevant. When an “optimized” schedule has some train units with very little work assigned, it may be appropriate to utilize such train units to provide extra capacity on some targeted trains.

In this paper, we propose to incorporate two levels of capacity requirements, namely a target (lower) level that has to be satisfied strictly and a desirable (higher) level that is to be achieved as much as possible. In doing so, we guarantee the capacity provision at the target level and maximize capacity provision where it is desired towards the desirable level, while using the minimum fleet size and mileage. An integer multicommodity flow model for train unit scheduling based on previous work in Lin and Kwan (2013, 2014) is proposed such that the bi-level capacity requirements will be considered. The model strictly satisfies the target capacity requirement as ILP constraints while it tries to achieve the desirable capacity requirement through the objective function.

The remainder of this paper is organized as follows. In Section 2 we survey the relevant research in train unit resource planning in the literature. In Section 3 we describe the specific problem under consideration, as well as the reason why there is a need for a bi-level capacity model. Section 4 describes the model formulation and resolution algorithm. Finally, in Section 5, we present some computational experiments based on real datasets from First ScotRail in order to provide a number of efficient solutions, which may help practitioners in their decision-making process.

2 Literature review

The TUSP, particularly for the problem scenarios in the UK, has been studied in Lin and Kwan (2013, 2014). A branch-and-price ILP solver has been designed to solve the problem exactly for up to 500 train instances. Many real-world objectives and constraints that were ignored in previous studies are considered in these works, such as unit type coupling compatibility, locations banned for coupling / decoupling, time consumption due to coupling / decoupling for turnaround time allowances, and elimination of excessive / unnecessary coupling / decoupling. Moreover, in Lin and Kwan (2014), a two-phase approach is proposed where the first phase as an integer fixed-charge multicommodity flow model assigns and sequences train trips to the fleet temporarily ignoring some station infrastructure details, and the second phase performs post-processing tasks that focuses on satisfying the remaining detailed station requirements at each station. It should be noted that the second phase can also realize certain tasks of the first phase, such as eliminating excessive coupling/decoupling and ensuring connection time allowances involving coupling/decoupling. Although in Lin and Kwan (2014) the post-processing is modeled as a multidimensional matching problem, currently in practice it is sufficient to use TRACS-RS (Tracsis PLC (2013)), a software package that aims at facilitating human schedulers' manual process by visualizing and resolving blockage and shunting plans at station levels, to realize similar tasks of the second phase.

The train unit circulation problem is different from the TUSP, due to the differences in the definitions on trains and trips, its line-based network structure and the unique predecessor and successor of each trip being given in advance. There have been extensive studies in this area and they are applied to real-world instances mainly at NSR, a Dutch passenger train operator. Schrijver (1993) proposes pioneering work on this problem with two types of unit. Alfieri et al (2006) further extended the above work with two models where the second one uses a novel idea of transition graphs that can handle unit permutations. Peeters and Kroon (2008) further developed a branch-and-price solver for similar problems as in Alfieri et al (2006) to give exact solutions that can handle real-world instances. Fioole et al (2006) consider a special scenario of combining and splitting trains. Maróti (2006) gives detailed description and solution methods for the train unit circulation problem.

Another kind of train unit resource planning problem, namely the train unit assignment problem (TUAP), has also been studied in the literature. The TUAP shares very similar definitions and settings with the TUSP, particularly in the sense that no trains/trips are pre-sequenced in advance. Cacchiani et al (2010) present an integer multicommodity flow model for the TUAP which is based on a directed acyclic graph similar as the one to be used in Section 4 and a path formulation ILP based on the graph is used. Noting that tested instances have a feature that no more than two units can be coupled, relevant knapsack constraints are strengthened by describing their dominants explicitly. An LP-based diving heuristics is designed for finding the integer solutions. This heuristic can solve problem instances of up to 600 trains. Also see Cacchiani (2007, 2009); Cacchiani et al (2012a,b, 2013a,b) for the works in the TUAP.

Other relevant research on train unit planning/scheduling include Fuchsberger and Lüthi (2007), Kroon et al (2008), Jiang et al (2014).

All the above research considers a single level of capacity requirements. In fact, to the best of our knowledge, none of the existing works in the literature deal with two-level capacity requirements, which is the main focus of this project.

3 Problem description

3.1 Train capacity requirement information

Each train in a timetable should be covered by a unit or coupled units whose total capacity satisfies a passenger demand expected for the train, which is usually measured in number of seats. For the TUSP, train capacity requirements are very important, due to its significant impact on objectives such as fleet size and unit resource distribution pattern over the rail network. On the other hand, in the UK rail industry capacity requirement information is usually patchy and lacking documentation, making it not easy to be determined precisely.

At First ScotRail, the major train operator in Scotland, passenger capacity requirement information for a new timetable can be mainly inferred from three sources, which will be referred to as “raw data” in this paper. For a timetabled train service j , they are defined as the following.

- (i) Mandatory minimum capacity ρ_j^M : The mandatory minimum capacity is required by the authorities or franchise agreements. In principle, it must be satisfied as a bare minimum level of capacity provision.
- (ii) Historic capacity provisions ρ_j^H : Capacity provisions given by operator’s schedules operated in the past are available for reference. Since a large proportion of trains will remain unchanged in a half-yearly new timetable release, their historic capacity provisions would still be largely relevant.
- (iii) Passenger count surveys (PAX) ρ_j^P : Every year, a subset of trains will have their actual on-board passenger numbers counted, which is referred to as “PAX” at ScotRail.

For each train, its PAX can be compared with historic capacity. A train is *over-provided* (OP) if its historic capacity exceeds its PAX in terms of unit numbers (i.e. x unit(s) would be sufficient for its PAX but the historic schedule uses at least $x + 1$ units). OP trains may be caused by the reason that there is no place available for decoupling. Another reason is that excessive capacity provision may be used to relocate unit resources to satisfy trains later elsewhere. Finally OP trains may be merely a result of an under-optimized unit schedule. On the other hand, a train is *under-provided* (UP) if its historic provision fails in satisfying its PAX. Such under-provision is more likely to occur during peak hours when demands are much higher in many locations across the network while the fleet size and the maximum numbers of coupled units are both limited.

The raw data from the above three sources may not be complete or accurately reflecting the “ideal” capacity provision level a rail network requires. First, the mandatory minimum level is generally too low for practical schedules and thus can only be used as a basic lower bound not to be violated. The issues with the other two sources will be discussed in the following.

3.1.1 Historic capacity provisions

Historic capacity provisions often contain useful information on the basic pattern of unit resource distribution over a network, as well as the knowledge on implicit agreements or expectation with transport authorities. Nevertheless, simply applying them to a new timetable will not be reliable and sufficient, even assuming most trains remain unchanged.

In historic capacity records, many of the strengthened capacities achieved by coupling are in fact used to redistribute unit resources over the network rather than satisfying real demands on the trains concerned. Thus they may be unnecessary in an updated timetable and train unit schedule. Moreover, even excluding the unit redistribution factor, historic records still may not be flawless in reflecting true capacity requirements. The manual process in train unit scheduling is basically modifying previous schedules subject to changed parts in a new timetable in a station-by-station manner, leaving the backbone of a new schedule heavily similar to previous ones. Therefore, if there were unreasonable patterns in previous schedules, they are likely to be passed down to a new schedule year after year without being challenged or reconsidered.

3.1.2 PAX surveys

Although PAX surveys will reflect the real passenger numbers, directly using them as capacity requirements may not be realistic not only because merely a subset of trains is surveyed but also due to issues like robustness and limited fleet size that cannot satisfy all UP trains.

For some instances the overall PAX level can be much lower compared with historic capacities, yielding many OP trains. Simply reducing the capacity provision of all OP trains from historic records to PAX may affect the

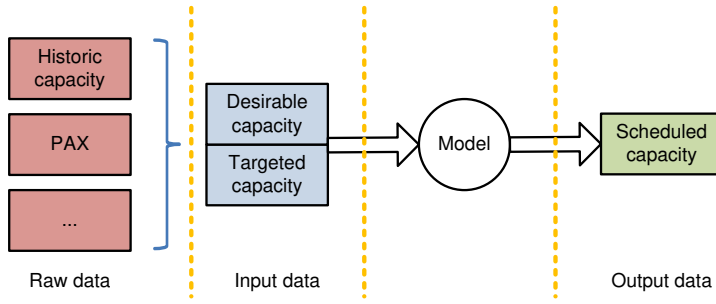


Fig. 1 Flow-chart of capacity requirements treatment in our model

robustness of services. Moreover, resulting schedules may include underused units, e.g. units only serving one or two trains as their daily workload because of the minimization of carriage-mileage. By appropriately keeping the capacity requirements for some OP trains at their (higher) historic schedule level, the underused train unit resources may be assigned to cover more trains, which makes the overall schedule more balanced. Therefore it is reasonable to adjust the capacity requirements to have some of the OP trains to set their capacity requirements as historic and the other as PAX. However which subset of trains should be so adjusted is a tricky issue for manual decision making.

On the other hand, for some instances the PAX levels for peak hour trains are too high such that the appearance of many UP trains is inevitable given a limited fleet size. Nevertheless, a subset S_{UP} of the UP trains can be identified to increase their capacity requirements from historic to PAX without violating the fleet size bound. However, it is also tricky to decide which subset of the UP trains to strengthen solely by a manual process.

Finally, it is possible that both OP and UP trains are present in manual schedules, making the problem more complicated.

4 Model and formulation

This paper proposes a novel TUSP integer multicommodity flow model that can achieve appropriate capacity provisions taking two levels of capacity requirements derived from raw capacity information such as capacity provisions in past operated schedules and PAX.

Let N be the set of trains in a given timetable. The first level of capacity requirements is a target capacity $r_j, \forall j \in N$ that must be satisfied by the model. The second level of capacity requirements is a desirable capacity $r'_j, \forall j \in N$ that will be satisfied as much as possible but not mandatory. How to convert raw data to the two levels of capacity requirements will be problem-specific. A basic rule would be to always ensure that $\rho_j \leq \rho'_j$. For example, $r_j = \min(\rho_j^H, \rho_j^P)$ and $r'_j = \max(\rho_j^H, \rho_j^P)$. In this paper, all train capacities are measured in number of seats.

Figure 1 illustrates how different capacities are processed within the model. The raw data such as historic capacity provision and PAX will be converted into two levels of capacity requirements—a lower target capacity and a higher desirable capacity.

The proposed bi-level capacity requirement model is derived from the models in Lin and Kwan (2013, 2014). It is based on a directed acyclic graph (DAG) $\mathcal{G} = (\mathcal{N}, \mathcal{A})$, where the node set $\mathcal{N} = \{s, t\} \cup N$ and the arc set $\mathcal{A} = A_0 \cup A$. s and t are the source and sink nodes while N is the set of train nodes, each representing a train service $j \in N$ in the timetable. A_0 is the set of sign-on/-off arcs, that is, $A_0 = \{(s, j) : j \in \mathcal{N}\} \cup \{(j, t) : j \in \mathcal{N}\}$. Generally every train node has a sign-on arc and a sign-off arc. A denotes the set of connection-arcs where a connection-arc $a = (i, j) \in A$ links two train nodes i and j if it is possible for i and j to be served consecutively by the same train unit. P is used to denote the set of all s - t paths in \mathcal{G} such that each $p \in P$ represents a sequence of trains as a workload plan for a unit. Moreover, P_j is used to denote the set of paths passing through node j .

As for the fleet, let K be the set of unit types, corresponding to the commodities in a multicommodity flow model. Type-graphs $\mathcal{G}^k = (\mathcal{N}^k, \mathcal{A}^k)$ as sub-graphs of \mathcal{G} are constructed with respect to each type $k \in K$ generally based on the principle that a type-graph \mathcal{G}^k will only contain train nodes \mathcal{N}^k (apart from s, t as mandatory) that are compatible with units of type k (and arcs \mathcal{A}^k to be constructed accordingly). The components of \mathcal{G}^k will also be denoted in a similar way, e.g. P^k represents the set of paths in \mathcal{G}^k .

There are two kinds of decision variables:

- $x_p \in \mathbb{Z}_+, \forall p \in P^k, \forall k \in K$ represent the number of type- k units used for a workload plan given by path p in \mathcal{G}^k .
- $y_j \in \mathbb{R}_+, \forall j \in N$ represent the capacity provision at train j .

To satisfy target capacity requirements r_j and coupling upper bound constraints as mentioned in Section 1 strictly, an enumeration on all possible unit combinations is made for each train service (Lin and Kwan (2014)). Let K_j be the set of available types for train j , and let $w^j = (w_1^j, w_2^j, \dots, w_{|K_j|}^j)^T \in \mathbb{Z}_+^{K_j}$ be a unit combination at j where w_k^j stands for the number of units of type k used for j . A unit combination set is defined for each j as

$$W_j := \left\{ w^j \in \mathbb{Z}_+^{K_j} \mid \forall w^j : \text{a feasible unit combination for train } j \right\}, \forall j \in N, \quad (1)$$

where the feasibility of unit combination is given by:

- (i) $\sum_{k \in K_j} \sum_{p \in P_j^k} q_k x_p \geq r_j$, i.e. the target capacity requirement r_j is strictly satisfied for train j , where q_k is the unit capacity of type k in number of seats.
- (ii) A unit combination assigned to j is within its coupling upper bound.
- (iii) The used types at j are compatible.

Then for each train $j \in N$, its corresponding train convex hull is computed based on its combination set as

$$\text{conv}(W_j) = \left\{ w^j \in \mathbb{R}_+^{K_j} \mid H^j w^j \leq h^j \right\}, \forall j \in N, \quad (2)$$

which is described by nonzero facets $f \in F_j$ such that $H^j \in \mathbb{R}^{F_j \times K_j}$ and $h^j \in \mathbb{R}^{F_j}$. Via variable conversion $w_k^j = \sum_{p \in P_j^k} x_p$, the passenger demand and coupling upper bound requirements at train j can be satisfied by the following train convex hull constraints

$$\sum_{k \in K_j} \sum_{p \in P_j^k} H_{f,k}^j x_p \leq h_f^j, \forall f \in F_j, \forall j \in N. \quad (3)$$

Having the above train convex hull constraints per train, we have problem (P), the integer linear programming (ILP) formulation on the integer multi-commodity flow model for the TUSP with two levels of capacity requirements as

$$(P) \quad \min \quad C_1 \sum_{k \in K} \sum_{p \in P^k} c_p x_p + C_2 \sum_{j \in N} |y_j - r'_j| \quad (4)$$

s.t. (3) and

$$\sum_{p \in P^k} x_p \leq b_0^k, \quad \forall k \in K; \quad (5)$$

$$\sum_{k \in K_j} \sum_{p \in P_j^k} q_k x_p = y_j, \quad \forall j \in N; \quad (6)$$

$$x_p \in \mathbb{Z}_+, \quad \forall p \in P^k, \forall k \in K. \quad (7)$$

The first term in the objective function (4) is the sum of all the used paths' costs where c_p is the weighted cost for path p with sub-weights on different components. An overall weight C_1 is set for it. Typically, c_p includes sub-terms with respect to fleet size, carriage-mileage, empty-running movements, and preferences. Specifically in our experiments for (P), $c_p = C^{FS} c_p^{FS} + C^{CM} \sum_{a \in A_p} c_a^{CM} + C^{ER} \sum_{a \in E_p} c_a^{ER}$ is set. c_p^{FS} is the fleet size cost for using one unit and C^{FS} is the sub-weight on fleet size. c_a^{CM} is the carriage-mileage cost implied by arc a formulated with preferences regarding type-route, maintenance gap and so on, A_p is the set of arcs in path p and C^{CM} is the sub-weight on carriage-mileage. In our experiments, we use a simplified setting as $c_a^{CM} = 1$ for all arcs' carriage-mileage costs. Therefore, regarding carriage-mileage, we will simply report the number of used arcs in the experiment section. c_a^{ER} is the cost of an empty-running movement when arc a implies such a movement, E_p is the set of empty-running arcs in path p and C^{ER} is the empty-running sub-weight. The second term in (4) is the sum of deviations between the desirable capacity and the solver's real provision with a weight C_2 . We will call the first term the "path cost term" and the second term the "OP deviation term" in the rest of the paper.

Besides Constraints (3) as aforementioned, Constraints (5) ensure that the deployed unit number per type k will not exceed its fleet size limit b_0^k . Constraints (6) define the solver’s capacity provision for each train j as y_j . Finally, Constraints (7) give the variable domains.

To overcome the non-linearity caused by the absolute value in the objective function and to convert (P) into an LP, a conventional remedy is used. We create a pair of variables $y_j^+, y_j^-, \forall j \in N$ and take the replacement $|y_j - r'_j| = y_j^+ + y_j^-$ and $y_j - r'_j = y_j^+ - y_j^-, \forall j \in N$ in the original model. Therefore, in the actual formulation, the OP deviation term in the objective function (4) becomes $C_2 \sum_{j \in N} (y_j^+ + y_j^-)$ and Constraints (6) become $\sum_{k \in K_j} \sum_{p \in P_j^k} q_k x_p = y_j^+ - y_j^- + r'_j, \forall j \in N$.

Compared with the models in Lin and Kwan (2013, 2014), (P) has removed the “fixed-charge” components, making it a standard integer multicommodity flow problem. This significantly improves the efficiency of the solution process. Furthermore, the remaining tasks to be achieved by the fixed-charge components in eliminating excessive coupling/decoupling and ensuring connection time allowance involving coupling/decoupling can be handled by post-processing as mentioned in Section 2 after solving the main ILP model. As the focus of this paper is on the bi-level capacity requirements, we choose to not include the fixed-charge terms in (P) . Similar strategies in achieving the bi-level requirements can be applied to the full version with fixed-charge components by analogy.

To solve (P) exactly, a similar branch-and-price method as in Lin and Kwan (2013, 2014) is used. The paths are dynamically generated by shortest path subproblems per traction type. Two customized branching methods named banned location branching and train-family branching are embedded into the relevant branch-and-bound (BB) tree. Banned location branching will identify LP-relaxation solutions at BB tree nodes with coupling/decoupling operations at locations banned for these activities and form branches to gradually remove them. Train-family branching will identify LP-relaxation solutions at BB tree nodes with incompatible unit types covering the same train and form branches to allow only compatible types at each child node. Appropriate post-processing on a station-by-station basis is used to eliminate excessive coupling/decoupling and remove unit blockage, yielding a finalized operable solution for train operating companies.

5 Computational experiments

Our work is based on real-world data provided by First ScotRail for their December 2011 timetable. Computational experiments on the proposed model and solution method will be presented.

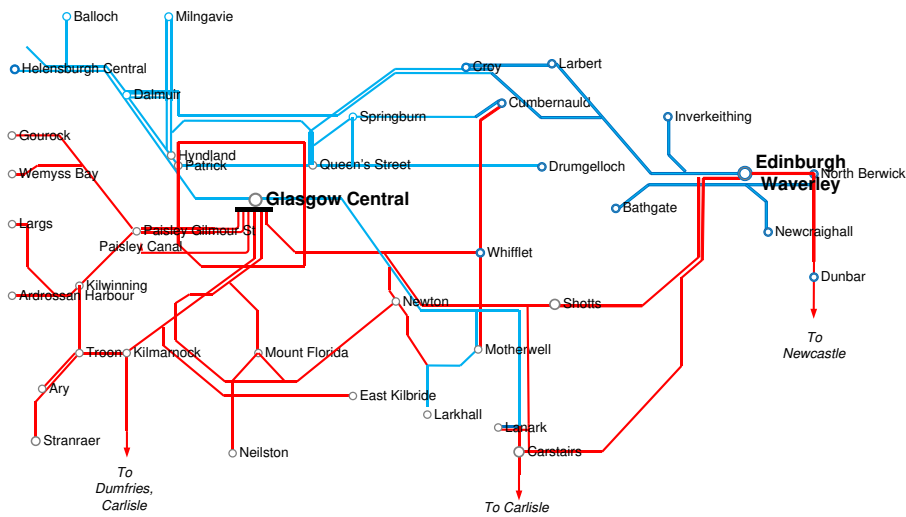


Fig. 2 Central Scotland railway network

5.1 Rail network and historic schedule

We performed experiments based on the datasets of the Central Scotland railway network (see Figure 2). We focus on the capacity provision and need a fast execution solver for experiments. For this reason and for the sake of simplicity, we have considered just one type of train unit in the following experiments. Table 1 gives a summary of the problem instance extracted for this train unit type. Since a single type of unit is concerned, train-family branching is no longer needed for experiments performed on this dataset and only banned location branching and the conventional fractional-to-integral branching are needed in the BB tree.

Table 1 Summary of problem instance

Number of origin/destination stations (among which coupling/decoupling is banned)	11 (6)
Operational period	one working day
Fleet size	33
Number of train services	156
Train unit type	Class 334 (183 seat capacity each)

In the December 2011 operated schedule provided by First ScotRail, all the demand of each of the 156 train services was satisfied by means of 33 train units, which results in 64 over-provided train services. From now on, we will call *OP* the set of over-provided train services by comparing the historic schedule and the PAX.

The experiments were conducted using a 64 bit Xpress-MP 7.7 package on a workstation with Intel Core i7-4790 CPU.

5.2 Experiments

Observe that the terms in the objective function (4) are competing. Minimizing the *OP* deviation term implies augmenting the fleet size and/or the current carriage-mileage (simplified to the number of used arcs in the experiments), which are part of the path cost term. The weights of the terms in the objective function will then have a great impact on the resulting schedules and its calibration becomes an important issue.

First, we show the results by varying the weights of the objective function terms and observe that the same fleet size may over-provide different number of trains. Second, in order to obtain the maximum number of *OP* trains that can be achieved within a certain fleet size, we fix parametrically an upper bound for the fleet size and aim to minimize the deviation w.r.t. *OP* trains in the existing schedule.

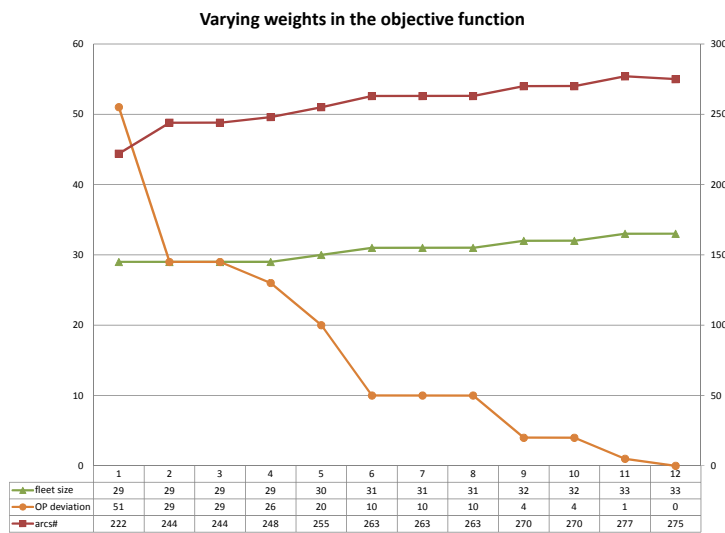
5.2.1 Varying weights in the objective function

We performed different iterations of model (*P*) by varying the C_1 and C_2 weights in (4), where $C_1 + C_2 = 1$, and observe the impact of them in the resulting train unit schedules. For that purpose, we gradually increase C_2 and therefore C_1 will decrease accordingly, thus yielding a higher number of *OP* trains at each iteration. Results are presented in Table 2 and graphically depicted in Figure 3. It can be observed that, as expected, the fleet size tends to increase in order to reduce the *OP* deviation (measured in numbers of trains in the table). On the other hand, the same fleet size may yield different number of *OP*, e.g. rows 1–4 in Table 2, the same fleet size of 29 train units leads to different *OP* deviation in the interval from 26 to 51. In the fourth column it can be seen that the number of arcs also increases when one aims to over-provide more trains within the same fleet size. This is affected by the fact that the same fleet size incur higher mileage in order to over-provide more trains.

The most important issue for the train operator is to minimize the fleet size while meeting all passenger demands and having as little deviation as possible from historic capacity provisions. According to these interests and the model results, the train operator is likely to select the option with the minimum fleet size achieving the maximum possible number of *OP* trains, that is, 29 train units and 38 *OP* trains corresponding to 26 *OP* deviation (fourth row in Table 2). Comparisons are made between the results of our model and those of the historic schedule in which 33 train units are required to attend the demand of all train services with 64 over-provided trains against the PAX. The fleet size in our best result is considerably reduced by 4 units

Table 2 Varying weights in the objective function

C_2	LP gap	fleet size	arcs#	OP deviation	ECS#	time (sec)	BBNode#
0	0.03	29	222	51	1	62	98
0.02	0.3	29	244	29	1	49	54
0.05	0.8	29	244	29	1	37	69
0.1	0.63	29	248	26	1	1977	1562
0.13	1.55	30	255	20	1	51	71
0.14	0.56	31	263	10	1	392	613
0.15	0.39	31	263	10	1	124	167
0.16	0.22	31	263	10	1	60	63
0.17	0	32	270	4	1	60	38
0.18	0	32	270	4	1	53	31
0.5	1.48	33	277	1	2	38	28
1	0	33	276	0	2	37	27

**Fig. 3** Varying weights in the objective function (4)

w.r.t. the historic schedule and more than half of the trains in OP can still remain over-provided.

5.2.2 Fixed fleet size

In order to obtain direct results on the maximum number of OP trains that can be achieved with a certain fleet size, we also performed experiments in which the deviation with respect to the OP trains is minimized while establishing an upper bound on the fleet size. From the historic schedules, it is known

that one can over-provide the complete OP set with 33 train units. From the previous results, it is known that 29 train units are sufficient to meet all passenger demands. We conducted experiments within these fleet size bounds respectively.

Results are presented on Table 3. As expected, when an upper bound is imposed on the fleet size, the fleet size achieved is equal to this upper bound. For each value of the fleet size fixed, we obtain the best possible OP from the previous experiment.

Table 3 Fixing scheduled fleet size from 29 to 33 train units. Resulting number of elements in OP

fleet size	$OP\#$	OP dev.	BB gap	arcs #	ECS#	time (sec)
29	38	26	2	248	1	5916
30	46	18	2	255	1	146997
31	54	10	0	263	1	40
32	60	4	0	270	1	37
33	64	0	0	276	2	35

Observe that the computational complexity tends to increase as the fleet size decreases. The reason is that the smaller the number of train units, the higher the difficulty of over-providing train services. For most of the fleet size values (from 31–33), the stopping criterion was that the gap is less than one OP train, thus yielding a strict optimal solution. However, when the fleet size is equal to 29 or 30, no optimal solution could be obtained by this stopping criterion. We have created other stopping criteria for these cases, by setting a maximum number of BB nodes of 2000 for the fleet size of 29, and 12000 for the fleet size of 30. In both cases, the resulting BB gap (the difference between the incumbent integer solution’s objective value and the best BB tree lower bound) is equal to 2 OP trains.

6 Conclusions

We have introduced the train unit scheduling problem with bi-level, target and desired, capacity requirements. The first level concerns real passenger demands, which should be strictly satisfied, and the second level concerns historic capacity provisions that will be satisfied as much as possible. In the railway context it is often required to maintain the historic pattern of unit resource distribution wherever possible since this often contains implicit knowledge on agreements or expectations of transport authorities. Moreover this helps reinforce the robustness of the schedule with respect to changes in passenger demands.

We propose different strategies to deal with these two levels within the train unit scheduling optimization. Our methodology has been applied to real-world data provided by First ScotRail. It is shown that applying these strategies yields a set of efficient solutions, which in every case improves the manual

schedule. With the proposed method, all demands can be met with a 12% less fleet size and maintaining nearly the 60% most loaded train services within the over-provided ones in the historic capacity provisions.

A byproduct considering different levels of capacity requirements is that future expected demand growth may also be considered. This is especially relevant in the context of franchise bidding, where future growth in passenger demands should be taken into consideration. In this context, multi-level capacity requirements would be useful for scheduling considerations. Further work is to develop a multi-level capacity requirements model taking all the relevant aspects of franchise bidding into account.

Acknowledgements This research is supported by an EPSRC project EP/M007243/1. This support is gratefully acknowledged. We would like to also thank First ScotRail for their kind and helpful collaboration and for providing us data to support this study.

Data Statement We acknowledge that First ScotRail has provided their operational data for the research, part of which is commercially sensitive. Where possible, the data that can be made publicly available is deposited in <http://doi.org/10.5518/5>.

References

- Alfieri A, Groot R, Kroon LG, Schrijver A (2006) Efficient circulation of railway rolling stock. *Transportation Science* 40(3):378–391
- Cacchiani V (2007) Models and algorithms for combinatorial optimization problems arising in railway applications. PhD thesis, University of Bologna, Italy
- Cacchiani V (2009) Models and algorithms for combinatorial optimization problems arising in railway applications. *4OR, A Quarterly Journal of Operations Research* 7(1):109–112
- Cacchiani V, Caprara A, Toth P (2010) Solving a real-world train-unit assignment problem. *Mathematical Programming B* 124(1-2):207–231
- Cacchiani V, Caprara A, Toth P (2012a) A Fast Heuristic Algorithm for the Train Unit Assignment Problem. In: Delling D, Liberti L (eds) 12th Workshop on Algorithmic Approaches for Transportation Modelling, Optimization, and Systems, Schloss Dagstuhl–Leibniz-Zentrum für Informatik, Dagstuhl, Germany, Open Access Series in Informatics (OASICs), vol 25, pp 1–9
- Cacchiani V, Caprara A, Toth P (2012b) Models and algorithms for the train unit assignment problem. In: *Combinatorial Optimization, Lecture Notes in Computer Science*, vol 7422, Springer Berlin Heidelberg, pp 24–35
- Cacchiani V, Caprara A, Maróti G, Toth P (2013a) On integer polytopes with few nonzero vertices. *Operations Research Letters* 41(1):74–77
- Cacchiani V, Caprara A, Toth P (2013b) A Lagrangian heuristic for a train-unit assignment problem. *Discrete Applied Mathematics* 161(12):1707–1718
- Fioole PJ, Kroon L, Maróti G, Schrijver A (2006) A rolling stock circulation model for combining and splitting of passenger trains. *European Journal of Operational Research* 174(2):1281–1297

-
- Fuchsberger M, Lüthi PDHJ (2007) Solving the train scheduling problem in a main station area via a resource constrained space-time integer multi-commodity flow. Institute for Operations Research ETH Zurich
- Jiang Z, Tan Y, Yalcinkaya O (2014) Scheduling additional train unit services on rail transit lines. *Mathematical Problems in Engineering*
- Kroon LG, Lentink RM, Schrijver A (2008) Shunting of passenger train units: an integrated approach. *Transportation Science* 42(4):436–449
- Lin Z, Kwan RSK (2013) An integer fixed-charge multicommodity flow (FCMF) model for train unit scheduling. *Electronic Notes in Discrete Mathematics* 41:165–172
- Lin Z, Kwan RSK (2014) A two-phase approach for real-world train unit scheduling. *Public Transport* 6(1):35–65
- Maróti G (2006) Operations research models for railway rolling stock planning. PhD thesis, Eindhoven University of Technology, the Netherlands
- Peeters M, Kroon LG (2008) Circulation of railway rolling stock: a branch-and-price approach. *Computers & OR* 35(2):538–556
- Schrijver A (1993) Minimum circulation of railway stock. *CWI Quarterly* 6:205–217
- Tracsis PLC (2013) TRACS-RS—rolling stock planning software. URL <http://www.tracsis.com/software/tracs-rs> (visited on 1 March 2015)