

This is a repository copy of *Cyclopropanation Reactions by a Class I Unspecific Peroxygenase*.

White Rose Research Online URL for this paper:

<https://eprints.whiterose.ac.uk/225655/>

Version: Accepted Version

Article:

Grogan, Gideon James orcid.org/0000-0003-1383-7056, Li, Jason, Cornish, Katy et al. (4 more authors) (2025) Cyclopropanation Reactions by a Class I Unspecific Peroxygenase. Organic and Biomolecular Chemistry. ISSN 1477-0539

<https://doi.org/10.1039/D5OB00426H>

Reuse

This article is distributed under the terms of the Creative Commons Attribution (CC BY) licence. This licence allows you to distribute, remix, tweak, and build upon the work, even commercially, as long as you credit the authors for the original work. More information and the full terms of the licence here:

<https://creativecommons.org/licenses/>

Takedown

If you consider content in White Rose Research Online to be in breach of UK law, please notify us by emailing eprints@whiterose.ac.uk including the URL of the record and the reason for the withdrawal request.

Cyclopropanation Reactions by a Class I Unspecific Peroxygenase

Jiacheng Li,^a Katy A.S. Cornish,^{a,b} Balázs Pogrányi,^a Benjamin Melling,^a Jared Cartwright,^b William P. Unsworth^{*a} and Gideon Grogan^{*a}Received 00th January 20xx,
Accepted 00th January 20xx

DOI: 10.1039/x0xx00000x

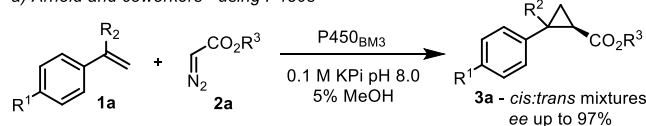
Non-natural biotransformations, such as alkene cyclopropanation through carbene insertion, have been demonstrated for the hemoproteins cytochrome P450 and myoglobin, but have not been investigated for Unspecific Peroxygenases (UPOs). Here we demonstrate that the diastereo- and enantioselective cyclopropanation of styrenes with ethyldiazoacetate can be performed by the Class I enzyme artUPO.

Unspecific Peroxygenases (UPOs) are heme-containing oxygenase enzymes secreted by various fungal species.¹ Since their first description in 2004² they have been the focus of intense research as biocatalysts for oxyfunctionalisation reactions^{3–5} as they provide an attractive alternative to other oxygenase catalysts, such as cytochromes P450 (P450s), for scalable oxygenation reactions. This is because UPOs catalyse their reactions with the assistance of only hydrogen peroxide (H₂O₂), in contrast to the nicotinamide cofactors and auxiliary electron transport systems required by P450s.⁶ UPOs have now been applied to the oxygenation of alkanes,⁷ aromatics,⁸ terpenes⁹ and drug molecules¹⁰ and have even on scales as large as 115 mmol and >500 g in the cases of transformations of butane¹¹ and cyclohexane¹² respectively.

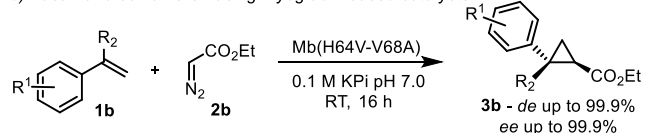
As hemoprotein oxygenases, UPOs catalyse oxygenation reactions through the formation of the crucial catalytic intermediate known as Compound I,¹³ a reactive heme iron-oxo Fe(IV) cationic intermediate that is able to promote various oxygenation reactions. Many hemoproteins have now also been shown to catalyse ‘non-natural’ chemical reactions under conditions where a metal-stabilised carbene or nitrene is formed in the active site, in place of Compound I, before reacting with a suitable acceptor substrate.^{14,15} For example, pioneering studies by Arnold and co-workers first showed that variants of cytochrome P450_{BM3} were capable of converting styrenes of the form **1a** into cyclopropanes **3a**, following

reduction of the heme and introduction of a diazocarbonyl carbene donor **2a** (Scheme 1a).^{16,17} It has subsequently been shown that P450_{BM3} variants are also capable of related reactions, such as C–N bond formation *via* nitrene mediated C–H activation to form amines¹⁸ and amides.¹⁹ Fasan and coworkers have also shown that the heme containing iron storage protein myoglobin (Mb) can also enable biological carbene and nitrene transfer reactions, including the highly diastereo- and enantioselective cyclopropanation of styrenes **1b** with ethyldiazoacetate (EDA, **2b**) to give products **3b** (Scheme 1b).^{20–22}

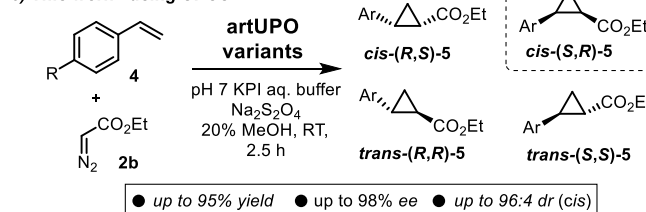
a) Arnold and coworkers - using P450s



b) Fasan and coworkers - using myoglobin-based catalysts



c) This work - using UPOs



Scheme 1. Biocatalytic cyclopropanation strategies.

While UPOs have many attractive features as alternative catalysts to P450s and Mb, their capacity for promiscuous biocatalysis has not been explored as extensively, or related enzymes such as chloroperoxidases (CPOs).^{23,24} In recent studies, we have shown that the PaDa-I^{25,26} variant of the UPO (r-AaeUPO-PaDa-I-H)²⁷ from *Agroclybe aegerita* can catalyse

^a Department of Chemistry and ^bBiology, University of York, Heslington, York, YO10 5DD UK.

† Electronic Supplementary Information (ESI) available: See DOI: 10.1039/x0xx00000x

Achmatowicz and *aza*-Achmatowicz reactions also described for CPO,²³ on a gram scale, to give ring-expanded products.²⁸ We have also shown that, as also demonstrated for CPO,²⁹ *r*-AaeUPO-PaDa-I-H can enable the halogenation of aromatic substrates through the Compound I dependent formation of hypobromous acid from hydrogen peroxide and bromide ions.³⁰ Given these observations of catalytic plasticity within UPOs, we were prompted to investigate whether these enzymes could catalyse carbene insertions of the kind described for both P450s and Mb. Thus, herein we describe the successful application of UPOs in model styrene cyclopropanation reactions (Scheme 1c). To the best of our knowledge, this represents not only the first UPO-promoted styrene cyclopropanation, but also the UPO-promoted carbene insertion reaction of any kind.

The model system for our investigation was, as for P450s and Mb, the cyclopropanation of styrene **4a** with ethyldiazoacetate **2b**, to yield the ethyl-2-phenylcyclopropane **5a**. In each case the reaction contained UPO, ethyldiazoacetate **2b** and styrene **4a** (typically 3 molar equivalents relative to **2b**) in a pH 7.0 potassium phosphate buffer, with 20% methanol as co-solvent. To enable effective reduction of the heme Fe(III) to Fe(II), an argon atmosphere for used for all biotransformations and an excess of sodium dithionite was added as a reducing agent. The yield of product **5a** was measured by ¹H NMR analysis of the unpurified reaction mixture, using an internal standard. The relative proportions of the four stereoisomers were measured using chiral GC, with the sample for GC analysis removed before the NMR internal standard was added.

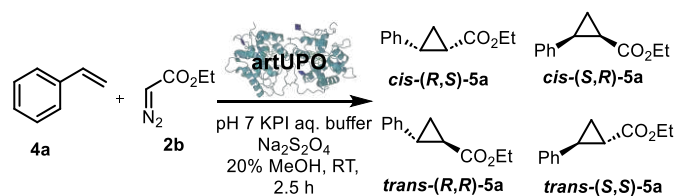
In the first instance, we tested the biotransformation with two published UPOs: artUPO^{9,31} and *r*-AaeUPO-PaDa-I-H, which are representatives respectively of the 'short' Class I and 'long' Class II UPOs, distinguished by their molecular weight and sequence³² and active site topology.^{31,33} We have shown that differences in their active site can have a dramatic impact on their chemo- and regioselectivity in oxygenation reactions. In general, *r*-AaeUPO-PaDa-I-H catalyses more selective reactions on smaller substrates, while artUPO can accept larger substrates, while still offering good selectivity in several cases.⁹

No transformation of **4a** into **5a** was observed using *r*-AaeUPO-PaDa-I, and hence this UPO class was not explored further. However, the Class I artUPO successfully catalysed the transformation, with **5a** formed in a 9% yield on a small scale (0.3 mmol **5a**, Table 1, Entry 1). A similar yield (8%) was obtained when tested on larger scale (3.0 mmol **4a**, Table 1, Entry 3); the ease of scale-up is a key advantage of UPO biocatalysis. The product was formed with reasonable diastereoselectivity (e.g. 92:8 in favour of the *cis* diastereoisomer for Entry 1), with the major diastereoisomer the same as that produced by the published CIS-T438S variants of P450_{BM3},¹⁶ and opposite diastereoselectivity compared to Fasan's Mb system.²¹ Modest enantioselectivity was observed for both the *cis*- and *trans*-diastereoisomers, which strongly indicates enzyme-based induction of stereoselectivity. The reaction performed best in pH 7 buffer supplemented with 20% methanol, although conversion into **5a** was also seen with no co-solvent (Table 1, Entry 2). In contrast, the use of 20% acetonitrile gave no conversion. Controlling the pH at 7.0

appeared to be critical, as no conversion was observed when pH 6.0 or 8.0 buffer solutions were used. Interestingly, when the molar equivalence of **4a** and **2b** was inverted from 3:1 to 1:3 (Table 1, Entry 4), the yield was lower (2%), but the selectivity for the formation of *cis*-(*S,R*)-**5a** was increased significantly.

While the yields of these Class I UPO biotransformations were all low (and compare unfavourably with the P450_{BM3}¹⁶ and Mb²¹ cyclopropanation reactions discussed above) it is notable that

Table 1. Biocatalytic cyclopropanation of styrene **4a** and EDA **2b** using artUPO.



| Entry | 2b/ mmol | 4a/ mmol | Yield ^a 5a | 5a isomer proportion % ^b | | | |
|----------------|-------------|-------------|--------------------------|-------------------------------------|--------------------------------|----------------------------------|----------------------------------|
| | | | | <i>cis</i> - (<i>R,S</i>) | <i>cis</i> - (<i>S,R</i>) | <i>trans</i> - (<i>R,R</i>) | <i>trans</i> - (<i>S,S</i>) |
| 1 | 0.1 | 0.3 | 9% | 24 | 68 | 3 | 5 |
| 2 ^c | 0.1 | 0.3 | 7% | 19 | 77 | 2 | 2 |
| 3 ^d | 1.0 | 3.0 | 8% ^e | 15 | 52 | 15 | 17 |
| 4 | 0.3 | 0.1 | 2% | 3 | 89 | 4 | 4 |

^a Unless stated, the yield was measured by ¹H NMR, using 2Br-methyl naphthalene as an internal standard and represents a combined yield of all stereoisomers of **5a**.

^b isomer proportions measured by chiral GC using a BGB175 column; ^c no MeOH co-solvent was used. ^d 16 h reaction time. ^e Isolated yield.

mutations directed towards improved cyclopropanation had not been made on any of the UPOs tested up to this point. It is known for P450_{BM3} that mutation of nucleophilic residues, notably histidine, in or near the active site can improve their cyclopropanation activity by negating unproductive interactions with ethyl diazoacetate.³⁴ An analysis of the artUPO structure³¹ revealed that, in common with other UPOs,^{33,35} it possesses a glutamate residue E164 above the heme that has been implicated in the cleavage of peroxide in the usual UPO oxygenation mechanism using Compound I (Figure 1).¹³

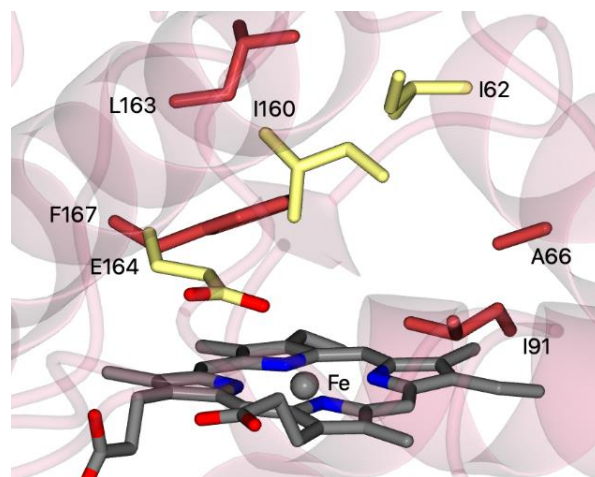
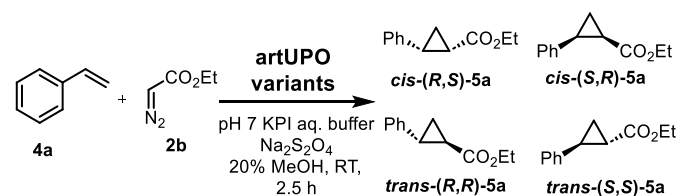


Figure 1. Active site of artUPO (PDB 7NM)³¹ showing the side chains of E164, I62 and I160 mutated in this study highlighted in yellow.

In the interests of improving artUPO activity for cyclopropanation, E164 was therefore mutated to alanine and the E164A mutant assayed for cyclopropanation activity. (Table 2). This and other mutants were created using methods described in ESI Section 2 and expressed and isolated from *Pichia pastoris* as previously described.³¹

Table 2. Cyclopropanation of styrene **4a** by mutated artUPO variants under different conditions.



| Entry | Variant | Yield ^a 5a | 5a isomer proportion % ^b | | | |
|-------|------------------|--------------------------|-------------------------------------|--------------------------------|----------------------------------|----------------------------------|
| | | | <i>cis</i> - (<i>R,S</i>) | <i>cis</i> - (<i>S,R</i>) | <i>trans</i> - (<i>R,R</i>) | <i>trans</i> - (<i>S,S</i>) |
| 1 | artUPO (wt) | 8 ^c | 15 | 52 | 15 | 17 |
| 2 | E164A | 77 | 11 | 45 | 20 | 24 |
| 3 | I62F | 9 | 1 | 86 | 6 | 7 |
| 4 | I160F | 13 | 1 | 84 | 7 | 8 |
| 5 | I62F/I160F | 6 | 2 | 70 | 13 | 14 |
| 6 | E164A/I62F | 77 ^c | 6 | 53 | 18 | 22 |
| 7 | E164A/I160F | 95 | 17 | 23 | 29 | 30 |
| 8 | E164A/I62F/I160F | 90 | 6 | 17 | 34 | 43 |

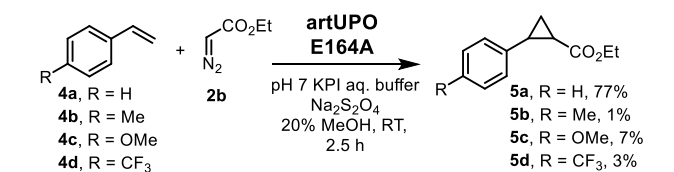
^a Unless stated, the yield was measured by ¹H NMR, using 2Br-methyl naphthalene as an internal standard and represents a combined yield of all stereoisomers of **5a**.

^b isomer proportions measured by chiral GC using a BGB175 column. ^c Isolated yield following column chromatography.

Mutation of the E164 carboxylate side chain was successful in increasing the yield of the reaction by approximately 10-fold, although there was little change in stereoselectivity. We speculated that stereoselectivity may be improved through the mutation of smaller hydrophobic residues I62 and I160 in the tunnel approaching the active site (Figure 1) to variants with larger phenylalanines I62F and I160F. This indeed proved to be the case, with artUPO I62F (Entry 3) and I160F (Entry 4) now giving predominantly *cis*- products with very high *ees*, although with lower activity than E164A. We then decided to combine activity and stereoselectivity mutants, testing I62F/I160F (Entry 5) E164A/I62F (Entry 6) and E164A/I160F (Entry 7) to give double mutants exhibiting conversions of 6%, 77% and 95% respectively, and notably E164/I62F giving the *cis*-(*S,R*)-**3** product with an *ee* of 80%. However, combining all three mutations (Entry 8) led to a variant with poorer stereoselectivity.

The artUPO E164A mutant was then challenged with a small library of *para*-substituted styrenes (**4a–4d**, Scheme 2). The *para*-methyl **4b** and *para*-trifluoromethyl **4d** substrates gave only between 1% and 3% yields as measured by ¹H NMR, while the *para*-methoxy derivative **4c** gave the cyclopropane product **5c** in 7% yield with a 1:1.3 mixture of *trans* and *cis* isomers having 50% and 60% *ee* respectively (Table 3, entry 2). While there was a marked reduction in yield for the cyclopropanation

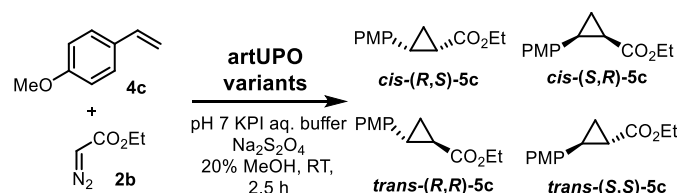
of substituted styrenes **4b–4d**, mutation will always offer a potential solution to improve the biotransformation of poorly accepted substrates.



Scheme 2. Cyclopropanation of *para*-substituted styrenes by artUPO E164A mutant, using the same conditions as those used in Table 2 entry 2 with conversion measured by ¹H NMR.

Thus, the cyclopropanation of **4c** was explored further with the artUPO mutants (Table 3). Pleasingly, double mutants E164A/I62F and E164A/I160F (Entries 3 and 4) offered a stark improvement in yield and were the superior variants for this substrate, giving conversions of 55% and 58% respectively. Stereoselectivity was also improved; E164A/I62F gave the *E*- and *Z*- products with 90% and 76% *ee*; E164A/I160F gave the same products with 91% and 63% *ee*.³⁶ However, the triple mutant E164A/I62F/I160F (Entry 5) was less effective, giving only 11% conversion.

Table 3. Cyclopropanation of *para*-methoxy styrene **4c** by mutated artUPO variants.



| Entry | Variant | Yield ^a 5c | 5c isomer proportion % ^b | | | |
|-------|------------------|--------------------------|-------------------------------------|--------------------------------|----------------------------------|----------------------------------|
| | | | <i>cis</i> - (<i>R,S</i>) | <i>cis</i> - (<i>S,R</i>) | <i>trans</i> - (<i>R,R</i>) | <i>trans</i> - (<i>S,S</i>) |
| 1 | artUPO (wt) | – | / | / | / | / |
| 2 | E164A | 7 | 9 | 34 | 43 | 14 |
| 3 | E164A/I62F | 55 | 6 | 42 | 49 | 3 |
| 4 | E164A/I160F | 58 ^c | 7 | 29 | 61 | 3 |
| 5 | E164A/I62F/I160F | 11 | 1 | 17 | 79 | 3 |

^a Unless stated, the yield was measured by ¹H NMR, using 2Br-methyl naphthalene as an internal standard and represents a combined yield of all stereoisomers of **5c**.

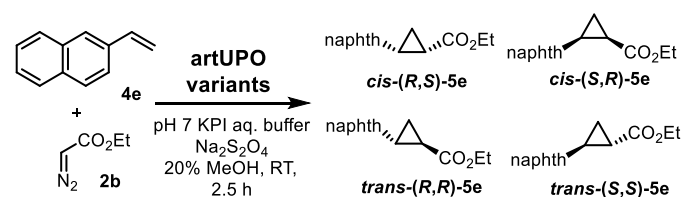
^b isomer proportions measured by chiral HPLC using either an IC column or an IA column. ^c Isolated yield. PMP = 4-MeO-C₆H₄

The double mutants were also effective in the transformation of the transformation of 2-vinyl naphthalene **4e** (Table 4), which was transformed with **2b** to cyclopropanes **5e** with approximately 60% conversion in each case and with *E*- and *Z*- products with up to 90% and 75% *ee* respectively.

In conclusion, while UPOs are established biocatalysts for the production of oxygenated intermediates, their scope for 'promiscuous' reactions of the type catalyzed by other notable hemoproteins has not been well explored. Although the UPOs here do not exhibit selectivities or performance as high as those of more established P450s and Mb, an exploration of these properties is warranted, as a wider range of improved complementary catalysts may be accessed through high throughput mutation and screening, following the initial

identification of the catalytic properties described here. Thus, UPOs can be considered to be an enzyme class with significant

Table 4. Cyclopropanation of *para*-methoxy styrene **4e** by mutated artUPO variants.



| Entry | Variant | Yield ^a 5e | 5e isomer proportion % ^b | | | |
|-------|-------------|--------------------------|-------------------------------------|--------------------------------|----------------------------------|----------------------------------|
| | | | <i>cis</i> - (<i>R,S</i>) | <i>cis</i> - (<i>S,R</i>) | <i>trans</i> - (<i>R,R</i>) | <i>trans</i> - (<i>S,S</i>) |
| 1 | E164A/I62F | 60 ^c | 4 | 28 | 64 | 4 |
| 2 | E164A/I160F | 58 | 7 | 42 | 47 | 4 |

^a Unless stated, the yield was measured by ¹H NMR, using 2Br-methyl naphthalene as an internal standard and represents a combined yield of all stereoisomers of **5e**.

^b isomer proportions measured by chiral HPLC using an IC column. ^c Isolated yield. naphth = 2-naphthalene

potential for stereoselective alkene cyclopropanation, as well as other non-natural biotransformations.

Author Contributions

JL, JC, WPU and GG designed and supervised experiments. KC, BP, BM and JL performed experiments. WPU and GG wrote the manuscript with contributions from all authors.

Conflicts of interest

There are no conflicts to declare.

Data Availability Statement

The data supporting this article have been included as part of the Supplementary Information.

Acknowledgements

J.L. and K.A.C. were funded by EPSRC grant no. EP/X014886/1. We thank the industrial affiliates of the Centre of Excellence for Biocatalysis, Biotransformations and Biocatalytic Manufacture (CoEBio3) for the award of a studentship to B.P. and the EPSRC with Syngenta for a studentship to B.M.

Notes and references

- M. Hofrichter, H. Kellner, M. J. Pecyna and R. Ullrich, in *Monooxygenase, Peroxidase and Peroxygenase Properties and Mechanisms of Cytochrome P450*, eds. E. G. Hryciay and S. M. Bandiera, Springer International Publishing, Cham, 2015, DOI: 10.1007/978-3-319-16009-2_13, pp. 341-368.
- R. Ullrich, J. Nüske, K. Scheibner, J. Spantzel and M. Hofrichter, *Appl. Environ. Microbiol.*, 2004, **70**, 4575-4581.
- Y. Wang, D. Lan, R. Durrani and F. Hollmann, *Curr. Opin. Chem. Biol.*, 2017, **37**, 1-9.
- M. Hobisch, D. Holtmann, P. Gomez de Santos, M. Alcalde, F. Hollmann and S. Kara, *Biotechnol. Adv.*, 2021, **51**, 107615.
- D. T. Monterrey, A. Menés-Rubio, M. Keser, D. Gonzalez-Perez and M. Alcalde, *Curr. Opin. Green Sustain. Chem.*, 2023, **41**, 100786.
- G. Grogan, *JACS Au*, 2021, **1**, 1312-1329.
- S. Peter, M. Kinne, X. Wang, R. Ullrich, G. Kayser, J. T. Groves and M. Hofrichter, *FEBS J.*, 2011, **278**, 3667-3675.
- P. Molina-Espeja, M. Cañellas, F. J. Plou, M. Hofrichter, F. Lucas, V. Guallar and M. Alcalde, *ChemBioChem*, 2016, **17**, 341-349.
- B. Melling, T. Mielke, A. C. Whitwood, T. J. C. O'Riordan, N. Mulholland, J. Cartwright, W. P. Unsworth and G. Grogan, *Chem Catal.*, 2024, **4**, 100889.
- P. Gomez de Santos, F. V. Cervantes, F. Tieves, F. J. Plou, F. Hollmann and M. Alcalde, *Tetrahedron*, 2019, **75**, 1827-1831.
- F. Perz, S. Bormann, R. Ulber, M. Alcalde, P. Bubenheim, F. Hollmann, D. Holtmann and A. Liese, *ChemCatChem*, 2020, **12**, 3666-3669.
- T. Hilberath, R. van Oosten, J. Victoria, H. Brasselet, M. Alcalde, J. M. Woodley and F. Hollmann, *Org. Process Res. Develop.*, 2023, **27**, 1384-1389.
- X. Wang, R. Ullrich, M. Hofrichter and J. T. Groves, *Proc. Nat. Acad. Sci.*, 2015, **112**, 3686-3691.
- S. C. Hammer, A. M. Knight and F. H. Arnold, *Curr. Opin. Green Sustain. Chem.*, 2017, **7**, 23-30.
- Y. Yang and F. H. Arnold, *Acc. Chem. Res.*, 2021, **54**, 1209-1225.
- P. S. Coelho, E. M. Brustad, A. Kannan and F. H. Arnold, *Science*, 2013, **339**, 307-310.
- P. S. Coelho, Z. J. Wang, M. E. Ener, S. A. Baril, A. Kannan, F. H. Arnold and E. M. Brustad, *Nat. Chem. Biol.*, 2013, **9**, 485-487.
- C. K. Prier, R. K. Zhang, A. R. Buller, S. Brinkmann-Chen and F. H. Arnold, *Nat. Chem.*, 2017, **9**, 629-634.
- S. V. Athavale, S. Gao, Z. Liu, S. C. Mallojjala, J. S. Hirschi and F. H. Arnold, *Angew. Chem. Int. Ed.*, 2021, **60**, 24864-24869.
- O. F. Brandenburg, R. Fasan and F. H. Arnold, *Curr. Opin. Biotechnol.*, 2017, **47**, 102-111.
- M. Bordeaux, V. Tyagi and R. Fasan, *Angew. Chem. Int. Ed.*, 2015, **54**, 1744-1748.
- M. Bordeaux, R. Singh and R. Fasan, *Bioorg Med Chem*, 2014, **22**, 5697-5704.
- D. Thiel, D. Doknić and J. Deska, *Nat. Commun.*, 2014, **5**, 5278.
- Y.-C. Liu, J. D. Rolfes, J. Björklund and J. Deska, *ACS Catal.*, 2023, **13**, 7256-7262.
- P. Molina-Espeja, E. Garcia-Ruiz, D. Gonzalez-Perez, R. Ullrich, M. Hofrichter and M. Alcalde, *Appl. Environ. Microbiol.*, 2014, **80**, 3496-3507.
- P. Molina-Espeja, S. Ma, D. M. Mate, R. Ludwig and M. Alcalde, *Enzym. Microb. Technol.*, 2015, **73-74**, 29-33.
- H. E. Bonfield, K. Mercer, A. Diaz-Rodriguez, G. C. Cook, B. S. J. McKay, P. Slade, G. M. Taylor, W. X. Ooi, J. D. Williams, J. P. M. Roberts, J. A. Murphy, L. Schmermund, W. Kroutil, T. Mielke, J. Cartwright, G. Grogan and L. J. Edwards, *ChemPhotoChem*, 2020, **4**, 45-51.
- B. Pogrányi, T. Mielke, A. Díaz Rodríguez, J. Cartwright, W. P. Unsworth and G. Grogan, *Org. Biomol. Chem.*, 2024, **22**, 6149-6155.
- L. Getrey, T. Krieg, F. Hollmann, J. Schrader and D. Holtmann, *Green Chem.*, 2014, **16**, 1104-1118.
- V. Barber, T. Mielke, J. Cartwright, A. Díaz-Rodríguez, W. P. Unsworth and G. Grogan, *Chem. Eur. J.*, 2024, **30**, e202401706.
- W. X. Q. Robinson, T. Mielke, B. Melling, A. Cuetos, A. Parkin, W. P. Unsworth, J. Cartwright and G. Grogan, *ChemBioChem*, 2023, **24**, e202200558.
- M. Faiza, S. Huang, D. Lan and Y. Wang, *BMC Evol. Biol.*, 2019, **19**, 76.
- M. Ramirez-Escudero, P. Molina-Espeja, P. Gomez de Santos, M. Hofrichter, J. Sanz-Aparicio and M. Alcalde, *ACS Chem. Biol.*, 2018, **13**, 3259-3268.
- H. Renata, R. D. Lewis, M. J. Sweredoski, A. Moradian, S. Hess, Z. J. Wang and F. H. Arnold, *J. Am. Chem. Soc.*, 2016, **138**, 12527-12533.
- L. Rotilio, A. Swoboda, K. Ebner, C. Rinnofner, A. Glieder, W. Kroutil and A. Mattevi, *ACS Catal.*, 2021, **11**, 11511-11525.

36. The E164A/I62F and E164A/I160F double mutants were also tested using 3-MeO styrene as the substrate, to test whether meta-substituents can be tolerated. These preliminary results confirm that they can, with cyclopropanation yields of 15% for E164A/I62F, and 48% E164A/I160F obtained.