

This is a repository copy of *The neutron time-of-flight facility n TOF at CERN:Recent facility upgrades and detector developments*.

White Rose Research Online URL for this paper:

<https://eprints.whiterose.ac.uk/206120/>

Version: Published Version

Article:

(2023) The neutron time-of-flight facility n TOF at CERN:Recent facility upgrades and detector developments. Journal of Physics: Conference Series. 012150. ISSN 1742-6596

<https://doi.org/10.1088/1742-6596/2586/1/012150>

Reuse

This article is distributed under the terms of the Creative Commons Attribution (CC BY) licence. This licence allows you to distribute, remix, tweak, and build upon the work, even commercially, as long as you credit the authors for the original work. More information and the full terms of the licence here:

<https://creativecommons.org/licenses/>

Takedown

If you consider content in White Rose Research Online to be in breach of UK law, please notify us by emailing eprints@whiterose.ac.uk including the URL of the record and the reason for the withdrawal request.

PAPER • OPEN ACCESS

The neutron time-of-flight facility n_TOF at CERN Recent facility upgrades and detector developments

To cite this article: C. Domingo-Pardo *et al* 2023 *J. Phys.: Conf. Ser.* **2586** 012150

View the [article online](#) for updates and enhancements.

You may also like

- [Neutron reactions in astrophysics](#)
R Reifarh, C Lederer and F Käppeler
- [Neutron-induced fission cross section measurement of \$^{233}\text{U}\$, \$^{241}\text{Am}\$ and \$^{243}\text{Am}\$ in the energy range 0.5 MeV \$E_n\$ 20 MeV at n_TOF at CERN](#)
F Belloni, P M Milazzo, M Calviani et al.
- [Astrophysics at n_TOF Facility at CERN](#)
G Tagliente, U Abbondanno, G Aerts et al.



245th ECS Meeting • May 26-30, 2024 • San Francisco, CA

Don't miss your chance to present!

Connect with the leading electrochemical
and solid-state science network!

Deadline Extended: December 15, 2023

Submit now!



The neutron time-of-flight facility n_TOF at CERN

Recent facility upgrades and detector developments

C. Domingo-Pardo¹, O. Aberle², V. Alcayne³, S. Altieri^{4,5}, S. Amaducci⁶, J. Andrzejewski⁷, V. Babiano-Suarez¹, M. Bacak², J. Balibrea¹, C. Beltrami⁴, S. Bennett⁸, A. P. Bernardes², E. Berthoumieux⁹, R. Beyer¹⁰, M. Boromiza¹¹, D. Bosnar¹², M. Caamaño¹³, F. Calviño¹⁴, M. Calviani², D. Cano-Ott³, A. Casanovas¹⁴, F. Cerutti², G. Cescutti^{15,16}, E. Chiaveri^{2,8}, P. Colombetti^{17,18}, N. Colonna¹⁹, P. Console Camprini^{20,21}, G. Cortés¹⁴, M. A. Cortés-Giraldo²², L. Cosentino⁶, S. Cristallo^{23,24}, S. Dellmann²⁵, M. Di Castro², S. Di Maria²⁶, M. Diakaki²⁷, M. Dietz²⁸, R. Dressler²⁹, E. Dupont⁹, I. Durán¹³, Z. Eleme³⁰, S. Fargier², B. Fernández²², B. Fernández-Domínguez¹³, P. Finocchiaro⁶, S. Fiore^{21,31}, F. García-Infantes³³, A. Gawlik-Ramiega⁷, G. Gervino^{17,18}, S. Gilardoni², E. González-Romero³, C. Guerrero²², F. Gunsing⁹, C. Gustavino³¹, J. Heyse³⁴, W. Hillman⁸, D. G. Jenkins³⁵, E. Jericha³⁶, A. Junghans¹⁰, Y. Kadi², K. Kaperoni²⁷, G. Kaur⁹, A. Kimura³⁷, I. Knapová³⁸, U. Köster³², M. Kokkoris²⁷, M. Krtička³⁸, N. Kyritsis²⁷, I. Ladarescu¹, C. Lederer-Woods³⁹, J. Lerendegui-Marco¹, G. Lerner², A. Manna^{20,40}, T. Martínez³, A. Masi², C. Massimi^{20,40}, P. Mastinu⁴¹, M. Mastromarco^{19,42}, E. A. Maugeri²⁹, A. Mazzone^{19,43}, E. Mendoza³, A. Mengoni^{21,20}, V. Michalopoulou²⁷, P. M. Milazzo¹⁵, R. Mucciola^{23,44}, F. Murtas^{†45}, E. Musacchio-Gonzalez⁴¹, A. Musumarra^{46,47}, A. Negret¹¹, A. Pérez de Rada³, P. Pérez-Maroto²², N. Patronis³⁰, J. A. Pavón-Rodríguez²², M. G. Pellegriti⁴⁶, J. Perkowski⁷, C. Petrone¹¹, E. Pirovano²⁸, J. Plaza³, S. Pomp⁴⁸, I. Porras³³, J. Praena³³, J. M. Quesada²², R. Reifarth²⁵, D. Rochman²⁹, Y. Romanets²⁶, C. Rubbia², A. Sánchez³, M. Sabaté-Gilarte², P. Schillebeeckx³⁴, D. Schumann²⁹, A. Sekhar⁸, A. G. Smith⁸, N. V. Sosnin³⁹, M. E. Stamati³⁰, A. Sturmiolo¹⁷, G. Tagliente¹⁹, A. Tarifeño-Saldivia¹, D. Tarrío⁴⁸, P. Torres-Sánchez³³, E. Vagena³⁰, S. Valenta³⁸, V. Variale¹⁹, P. Vaz²⁶, G. Vecchio⁶, D. Vescovi²⁵, V. Vlachoudis², R. Vlastou²⁷, A. Wallner¹⁰, P. J. Woods³⁹, T. Wright⁸, R. Zarrella^{20,40}, P. Žugec¹²
The n_TOF Collaboration (www.cern.ch/ntof)

¹Instituto de Física Corpuscular, CSIC - Universidad de Valencia, Spain ²European Organization for Nuclear Research (CERN), Switzerland ³Centro de Investigaciones Energéticas Medioambientales y Tecnológicas (CIEMAT), Spain ⁴Istituto Nazionale di Fisica Nucleare, Sezione di Pavia, Italy ⁵Department of Physics, University of Pavia, Italy ⁶INFN Laboratori Nazionali del Sud, Catania, Italy ⁷University of Lodz, Poland ⁸University of Manchester, United Kingdom ⁹CEA Irfu, Université Paris-Saclay, F-91191 Gif-sur-Yvette, France ¹⁰Helmholtz-Zentrum Dresden-Rossendorf, Germany ¹¹Horia Hulubei National Institute of Physics and Nuclear Engineering, Romania ¹²Department of Physics, Faculty of Science, University of Zagreb, Zagreb, Croatia ¹³University of Santiago de Compostela, Spain ¹⁴Universitat Politècnica de Catalunya, Spain ¹⁵Istituto Nazionale di Fisica Nucleare, Sezione di Trieste, Italy ¹⁶Department of Physics, University of Trieste, Italy ¹⁷Istituto Nazionale di Fisica Nucleare,



Sezione di Torino, Italy ¹⁸Department of Physics, University of Torino, Italy ¹⁹Istituto Nazionale di Fisica Nucleare, Sezione di Bari, Italy ²⁰Istituto Nazionale di Fisica Nucleare, Sezione di Bologna, Italy ²¹Agenzia nazionale per le nuove tecnologie (ENEA), Italy ²²Universidad de Sevilla, Spain ²³Istituto Nazionale di Fisica Nucleare, Sezione di Perugia, Italy ²⁴Istituto Nazionale di Astrofisica - Osservatorio Astronomico di Teramo, Italy ²⁵Goethe University Frankfurt, Germany ²⁶Instituto Superior Técnico, Lisbon, Portugal ²⁷National Technical University of Athens, Greece ²⁸Physikalisch-Technische Bundesanstalt (PTB), Bundesallee 100, 38116 Braunschweig, Germany ²⁹Paul Scherrer Institut (PSI), Villigen, Switzerland ³⁰University of Ioannina, Greece ³¹Istituto Nazionale di Fisica Nucleare, Sezione di Roma1, Roma, Italy ³²Institut Laue Langevin, France ³³University of Granada, Spain ³⁴European Commission, Joint Research Centre (JRC), Geel, Belgium ³⁵University of York, United Kingdom ³⁶TU Wien, Atominstitut, Stadionallee 2, 1020 Wien, Austria ³⁷Japan Atomic Energy Agency (JAEA), Tokai-Mura, Japan ³⁸Charles University, Prague, Czech Republic ³⁹School of Physics and Astronomy, University of Edinburgh, United Kingdom ⁴⁰Dipartimento di Fisica e Astronomia, Università di Bologna, Italy ⁴¹INFN Laboratori Nazionali di Legnaro, Italy ⁴²Dipartimento Interateneo di Fisica, Università degli Studi di Bari, Italy ⁴³Consiglio Nazionale delle Ricerche, Bari, Italy ⁴⁴Dipartimento di Fisica e Geologia, Università di Perugia, Italy ⁴⁵INFN Laboratori Nazionali di Frascati, Italy ⁴⁶Istituto Nazionale di Fisica Nucleare, Sezione di Catania, Italy ⁴⁷Department of Physics and Astronomy, University of Catania, Italy ⁴⁸Uppsala University, Sweden

E-mail: domingo@ific.uv.es

Abstract. Based on an idea by Carlo Rubbia, the n_TOF facility at CERN has been operating for over 20 years. It is a neutron spallation source, driven by the 20 GeV/c proton beam from the CERN PS accelerator. Neutrons in a very wide energy range (from GeV, down to sub-eV kinetic energy) are generated by a massive Lead spallation target feeding two experimental areas. EAR1, horizontal with respect to the proton beam direction is set at 185 meters from the spallation target. EAR2, on the vertical line from the spallation source, is placed at 20 m. Neutron energies for experiments are selected by the time-of-flight technique (hence the name n_TOF), while the long flight paths ensure a very good energy resolution. Over one hundred experiments have been performed by the n_TOF Collaboration at CERN, with applications ranging from nuclear astrophysics (synthesis of the heavy elements in stars, big bang nucleosynthesis, nuclear cosmo-chronology), to advanced nuclear technologies (nuclear data for applications, nuclear safety), as well as for basic nuclear science (reaction mechanisms, structure and decay of highly excited compound states). During the planned shutdown of the CERN accelerator complex between 2019 and 2021, the facility went through a substantial upgrade with a new target-moderator assembly, refurbishing of the neutron beam lines and experimental areas. An additional measuring and irradiation station (the NEAR Station) has been envisaged and its capabilities for performing material test studies and new physics opportunities are presently explored. An overview of the facility and of the activities performed at CERN is presented in this contribution, with a particular emphasis on the most relevant experiments for nuclear astrophysics.

1. Introduction

Neutron-induced reactions play a fundamental role in different fields, such as reactor technology, astrophysics and applications. There exist several neutron time-of-flight (TOF) facilities in the world devoted to such measurements. The most active in the recent years are GELINA at JRC-Geel [1] and CERN n_TOF [2] in Europe, LANSCE [3] in the USA, ANNRI [4] at J-PARK in Japan and CSNS Back-n [5] in China. This contribution presents a brief summary and update on latest experiments at CERN n_TOF. At n_TOF neutrons are produced via spallation reactions on a Pb-target, where the Proton Synchrotron (PS) pulsed beam impinges at 20 GeV/c with a maximum duty-cycle of 0.8 Hz, a width of 7 ns RMS and a nominal intensity of 8.5×10^{12} protons/pulse. The high-energy spallation neutrons are moderated by means of a water-moderator circuit that yields a neutron spectrum spanning from thermal up to a few GeV of neutron energy. The low duty-cycle and the white neutron spectrum enable measurements in the full-energy domain every single neutron bunch. Neutrons travel along two different beam-lines for measurements based on the time-of-flight technique. EAR1 is located 185 m in the horizontal direction with respect to the proton beam-line, thus enabling very high-resolution neutron-induced reaction cross-section measurements [6]. A second experimental area, EAR2, is placed 20 m upwards from the spallation source, thus becoming suitable for measurements requiring a high resolution and a very high instantaneous neutron flux [7]. Over the last 20 years more than 135 cross-section

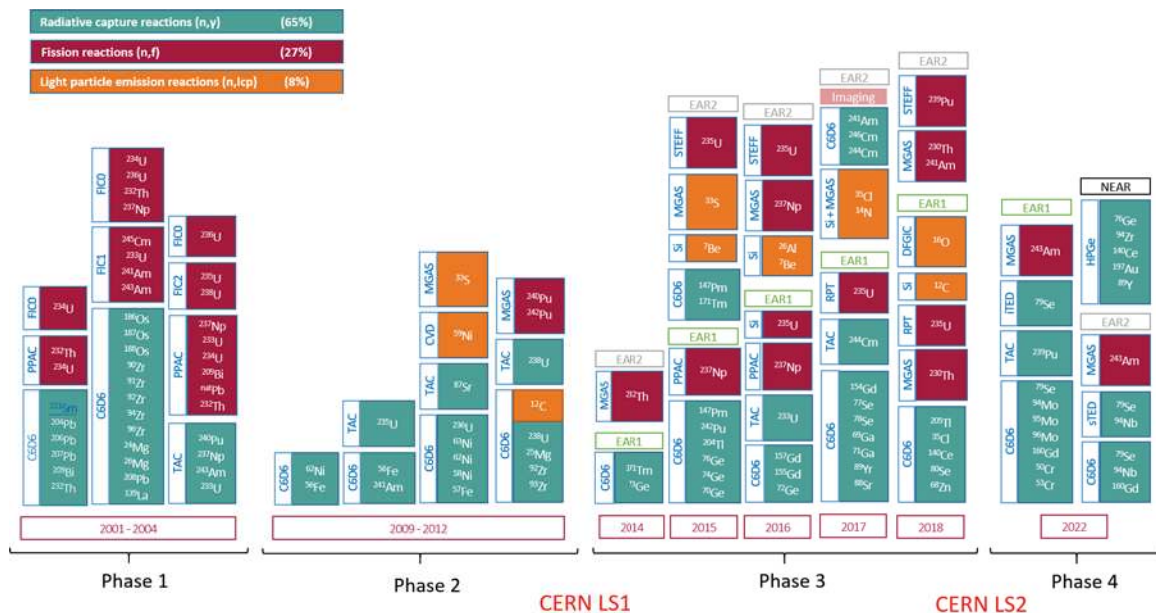


Figure 1. Graphical summary of the ~135 experiments performed at CERN n_TOF over the last 20 years.

measurements [8, 9] have been carried out at the CERN neutron-time-of-flight facility n_TOF [10] (see Fig.1). About 65% of these measurements comprise radiative neutron-

capture cross sections, 27% correspond to neutron-induced fission cross sections and 8% of the measurements are related to neutron-induced light charged-particle reactions. The experimental campaigns were modulated by the CERN long shut-down periods (see Fig.1), which have been used to implement progressive improvements both in the facility and in the detection systems utilized at n_TOF. Several of them are described in this contribution.

During the last CERN long shutdown LS2 (2019-2021) the facility underwent its latest major upgrade, which mainly comprised the replacement of the spallation target itself [11, 12] and the construction of the new NEAR station for neutron-activation measurements [13, 14].

The new neutron source is based on a segmented lead-target design with N_2 -gas cooling (see Fig.2) [11]. This new cooling circuit avoids previous issues related to erosion-corrosion and out-diffusion effects in the water-lead interface, which led to radioactive contamination of the former water-cooling circuit [15]. Additionally, the new target comprises two independent moderator circuits, specifically designed for EAR1 and EAR2 and with the possibility of using borated- or demineralized water. The new target-moderator assembly has allowed to remarkably improve the resolution function at EAR2 [16], while increasing the neutron flux by 30-50% in both experimental areas [17], thus making it even more attractive for the measurement of unstable samples in the resolved-resonance region [18]. It is worth to remark also the improvement in the flux flatness with the reduction of neutron-absorption dips thanks to the optimized target cladding design (see Fig.2).

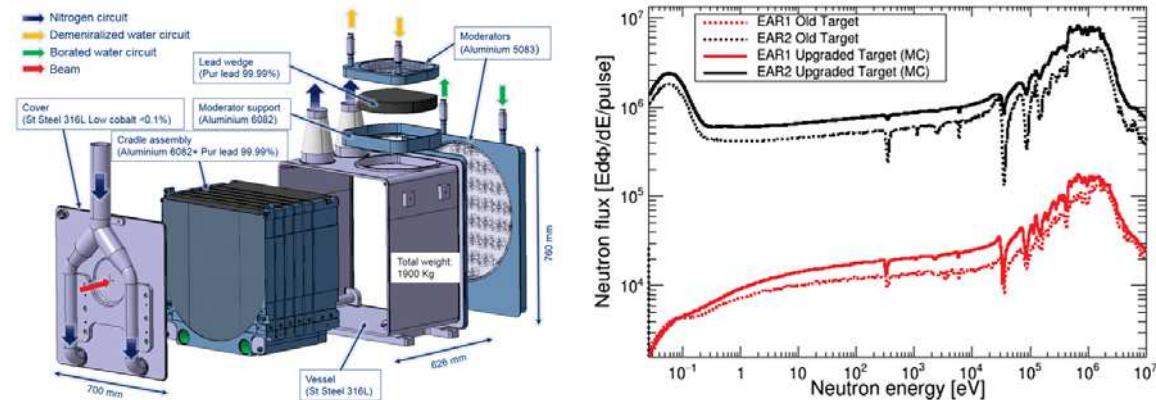


Figure 2. New segmented spallation-target design with N_2 -gas cooling [11] (Left). Neutron-flux versus neutron-energy for EAR1 and EAR2 before (dotted line) and after (solid line) target upgrade (Right) [16].

Improvements in the facility have been accompanied also by concomitant developments on detection systems. This statement will be illustrated with a few selected examples on each one of the main neutron-reaction channels shown in Fig.1. Thus, Sec.2 summarizes the recent measurement of the $^{235}\text{U}(n, f)$ cross section from thermal up to 170 keV with very high resolution and improved accuracy using a

customized setup of samples and Si-detectors placed in-beam [19, 20]. Detection systems customized for the measurement of neutron-induced light-particle emission are briefly discussed in Sec.3 on the basis of the ${}^7\text{Be}(n, p)$ and ${}^7\text{Be}(n, \alpha)$ reactions. These measurements were carried out at EAR2 using highly radioactive ${}^7\text{Be}$ -samples and they were of relevance for Big-Bang nucleosynthesis studies [21, 22]. The measurement of the key *s*-process branching nucleus ${}^{79}\text{Se}$ is discussed in Sec.4 together with recent developments on total-energy detection systems aimed at enhanced detection sensitivity [16]. Finally, Sec.5 summarizes future prospects of the new NEAR station [13, 14, 23, 24] for measurements of astrophysical interest.

2. Fission measurements for reactor technology

Neutron-induced fission cross sections are fundamental for the design of future Generation-IV reactors, nuclear-waste transmutation and new fuel cycles [25, 26]. More than 30 neutron-induced fission cross section measurements have been carried out so far at n_TOF using a variety of detection systems and covering different neutron-energy ranges (see Fig.1). Most relevant isotopes of U, Pu, Np, Th, Cm and Am have been investigated. A recent example is the measurement of the ${}^{235}\text{U}(n, f)$ cross section in a wide neutron energy range (25 meV-170 keV) and with an improved systematic uncertainty of 1.5% [19, 20]. This accuracy could be achieved thanks to a very high-resolution and redundant measurement at n_TOF EAR1 relative to the standard reactions ${}^6\text{Li}(n, t)$ and ${}^{10}\text{B}(n, \alpha)$. The measurement was performed with a customized setup, consisting of six samples, two for each target material ${}^{235}\text{U}$, ${}^6\text{Li}$ and ${}^{10}\text{B}$, and six silicon detectors, each one facing one sample (see Fig.2 in [19]). Thus, each reaction was measured with a separate sample-detector pair in the forward and in the backward direction with respect to the neutron beam. This redundancy allowed us to minimize systematic effects related to the asymmetry in the angular distributions of the standard reactions used as reference. These new cross-section results may help to solve discrepancies in previous experiments and improve future evaluations, as requested by the NEA in the framework of the Collaborative International Evaluation Library Organization (CIELO) project [27].

3. Neutron-induced charged-particle emission experiments for Big-Bang nucleosynthesis

In the last years an increasing number of neutron-induced charged-particle emission measurements have been carried out at n_TOF, with a focus on astrophysics and medical applications [28]. These are very challenging measurements owing to the very small cross sections involved, the reduced Q-values and other experimental effects. At variance with fission and radiative neutron-capture reactions, light-charged particle emission experiments commonly require of detection systems specifically designed for each particular measurement. Thus, two different detection set-ups were developed to

measure (n, p) and (n, α) reactions on ^7Be , which are of interest for the cosmological lithium problem [29]. Both experiments were carried out at the high-flux EAR2 station owing to the very high sample activities. The $^7\text{Be}(n, p)^7\text{Li}$ cross section was measured from thermal up to 325 keV using a Si telescope and a high-purity sample. The highly radioactive sample (1 GBq) was produced by implantation of a ^7Be ion beam at the neighbouring ISOLDE facility [22]. The $^7\text{Be}(n, \alpha)^4\text{He}$ cross section was measured in the 10 meV to 10 keV neutron energy range using two ^7Be samples with an even larger total activity of 36 GBq. Each sample was set-up in a sandwich configuration with two 140 μm -thick Si-detectors placed directly in-beam [21]. Although significant discrepancies were found between both cross-section measurements and the scarce previous data available, the results helped to rule-out a significant contribution of uncertainties in these two nuclear reactions into the long-standing cosmological lithium problem.

4. Neutron-capture reactions for heavy-element nucleosynthesis

Neutron-capture reactions play a fundamental role in understanding the nucleosynthesis of heavy elements in the universe [30]. In this respect, the measurement of the so-called *s*-process branching nuclei represents one of the main fronts of experimental research at CERN n-TOF [31]. These radioactive nuclei split the *s*-process path and produce variations in the local isotopic-abundance pattern, which reflects the physical conditions of the stellar environment. However, in many cases the measurement of branching nuclei is hindered by the difficulty of producing a suitable sample with the sufficient mass and enrichment for the radioactive nucleus [32], and by the experimental difficulty ascribed to the measurement of a very small quantity of atoms combined with a very high γ -ray background from the sample-decay activity.




Figure 3. New total-energy detection system with imaging capability i-TED installed at EAR1 (Left). New segmented total-energy detector (s-TED) for capture measurements in EAR2 (Right).

^{79}Se , with a half-life of 2×10^5 years represents such a challenging case [33, 34]. In

this case the only possibility to produce a sample of ^{79}Se required neutron-activation at ILL-Grenoble of an eutectic $^{208}\text{Pb}^{78}\text{Se}$ -alloy, which was produced at PSI-Villigen [35]. The resulting sample contained about 3 mg of ^{79}Se embedded into about 3 g of ^{208}Pb and 1 g of ^{78}Se . The low concentration of ^{79}Se required of a dedicated measurement at EAR1 with very high neutron-energy resolution, so that the capture-levels of $^{79}\text{Se}+n$ could be clearly identified and disentangled from capture-resonances from the main isotope in the sample (^{78}Se). The large amount of lead in the sample yielded a significant neutron-induced γ -ray background in the surrounding walls and materials, which could be best treated by means of a new detection system called i-TED [36, 37] shown in Fig.3-left. i-TED consists of an array of four Compton cameras specifically developed and customized for neutron-capture experiments [38]. This system allows one to obtain information on the incoming radiation direction, thereby allowing one to reject a significant portion of the surrounding background radiation [37, 16]. On the other hand, the sample radioactivity was dominated by Se- and Co- impurities activated during the neutron-irradiation at ILL, leading to 5 MBq of ^{75}Se and 1.4 MBq of ^{60}Co . This large sample-related background could be best handled at EAR2 by means of its very high instantaneous neutron flux. However, the capture measurement at EAR2 required new detectors capable of coping with very high count-rate conditions. To this aim an array of nine small (49 ml volume) C_6D_6 -detectors was implemented (Fig.3-right). The new detection system, called s-TED [39, 16], permits to reliably handle the very large instantaneous and varying count-rate conditions. Owing to the small detector volume, a very short detector-sample distance becomes possible ($\lesssim 5$ cm), thus remarkably enhancing signal-to-background ratio with respect to state-of-the-art C_6D_6 detectors that had to be placed further away from the neutron beam (36 cm) [40, 41]. The analysis of this experiment is in progress and preliminary results are very promising [42].

5. Outlook

As discussed in the preceding sections, upgrades in the facility and improvements in detection systems have allowed for a corresponding enhancement in detection sensitivity for the measurement of challenging neutron-induced cross sections. Regarding neutron-capture measurements, there are many isotopes whose neutron-capture cross sections are difficult to access via TOF experiments owing to the limited number of atoms that can be made available in a sample. In such cases, if applicable, the neutron-activation technique may become the only possibility to gain experimental knowledge on the cross section. Also, the combination of TOF- and activation-measurements may yield a more accurate, complete and reliable information (see e.g. [43] and table 2 in [30]). In order to perform this type of experiments a new experimental area, the NEAR station, has been recently built at a short distance (3 m) from the n_TOF spallation target [13, 9, 14]. The neutron beam is transported from the spallation target into the NEAR station by means of a collimator inserted in a hole of the shielding wall. The new area is

complemented with the GEAR laboratory, which is equipped with a high-efficiency HPGe detector for measuring the γ -ray activity of the samples irradiated at the NEAR station. A moderator/filter assembly allows one to produce a neutron distribution that resembles a Maxwell-Boltzmann spectrum at different thermal energies, spanning between a few keV and several 100 keV (see Fig.11 in [14]). At present, a series of systematic measurements are being carried out in order to characterize the neutron field at NEAR [44]. In the future, one of the most interesting features will be the possibility to measure very small radioactive samples, which may be produced in the nearby ISOLDE facility and conveniently transported to NEAR for activation experiments [45]. At present, cooling-down times required to access NEAR are of the order of 4 hours, which puts a constraint on the shortest activation-product half-life accessible at NEAR. In order to access isotopes with activation products of even shorter half-lives the fast-cyclic activation technique may be used [46]. This may open the possibility to access radioactive nuclei of interest, not only for the *s*-process but also for the intermediate *i*-process of nucleosynthesis [47], such as $^{137}\text{Cs}(n, \gamma)$ or $^{144}\text{Ce}(n, \gamma)$ [45].

Further major facility upgrades will remain hindered until the next 3 years-long shutdown CERN-LS3 in 2026, with the exception of small upgrades and additions to NEAR. On the other hand, the innovative capture-detection systems, i-TED and s-TED, have delivered already very satisfactory results and they still have margin for further enhancements and improvements in the forthcoming years. Progressive refinements in readout photosensors [48], electronics and structural materials [41] may contribute further to enhanced performances and new, more accurate and complete neutron-capture measurements.

Acknowledgments

Part of this work has been carried out in the framework of a project funded by the European Research Council (ERC) under the European Union's Horizon 2020 research and innovation programme (ERC Consolidator Grant project HYMNS, with grant agreement No. 681740). The authors acknowledge support from the Spanish Ministerio de Ciencia e Innovación under grants PID2019-104714GB-C21, FPA2017-83946-C2-1-P and FIS2015-71688-ERC.

In line with the principles that apply to scientific publishing and the CERN policy in matters of scientific publications, the n_TOF Collaboration recognises the work of V. Furman and Y. Kopatch (JINR, Russia), who have contributed to the experiment used to obtain the results described in this paper.

References

- [1] C. Paradela et al. Experimental work on Nuclear Astrophysics at JRC GELINA facility. In *European Physical Journal Web of Conferences*, volume 279 of *European Physical Journal Web of Conferences*, pp. 11008, September 2023.

- [2] A. Mengoni. Astrophysics Program at the CERN n_TOF Facility. In P. E. Koehler et al., editors, *Astrophysics, Symmetries, and Applied Physics at Spallation Neutron Sources*, pp. 25–31, December 2002.
- [3] S. Martynenko et al. Measurement of the neutron cross section on argon between 95 and 720 MeV. *Phys. Rev. D*, 107(7):072009, April 2023.
- [4] G. Rovira et al. Neutron beam filter system for fast neutron cross-section measurement at the ANNRI beamline of MLF/J-PARC. *Nuclear Instruments and Methods in Physics Research A*, 1003:165318, July 2021.
- [5] S. Zhang et al. Measurement of the $^{159}\text{Tb}(n, \gamma)$ cross section at the CSNS Back-n facility. *Phys. Rev. C*, 107(4):045809, April 2023.
- [6] C. Guerrero et al. Performance of the neutron time-of-flight facility n_TOF at CERN. *European Physical Journal A*, 49:27, 2013.
- [7] C. Weiß et al. The new vertical neutron beam line at the cern n_tof facility design and outlook on the performance. *Nuclear Instruments and Methods in Physics Research Section A: Accelerators, Spectrometers, Detectors and Associated Equipment*, 799:90–98, 2015.
- [8] The n_TOF Collaboration, Full list of publications, n_TOF twiki site (2022). <https://twiki.cern.ch/NTOFPublic/ListOfPublications>. Accessed: 2022-10-10.
- [9] A. Mengoni and et al. Experimental activities and plans at the neutron time-of-flight facility n_TOF at CERN. In *Proceedings of the XV International Conference on Nuclear Data for Science and Technology*, European Physical Journal Web of Conferences, 2022.
- [10] C. Rubbia et al. A high resolution spallation driven facility at the CERN-PS to measure neutron cross sections in the interval from 1 eV to 250 MeV. Technical report, CERN, Geneva, 1998.
- [11] R. Esposito et al. Design of the third-generation lead-based neutron spallation target for the neutron time-of-flight facility at CERN. *Physical Review Accelerators and Beams*, 24(9):093001, September 2021.
- [12] R. Esposito. Design, prototyping, and thermo-mechanical modelling of a neutron spallation target impacted by high-energy proton-beam pulses in the n_TOF facility at CERN, Jun 2022. Presented 05 Jul 2022.
- [13] A. Mengoni et al. The new n_TOF NEAR Station. Technical report, CERN-INTC-2020-073 ; INTC-I-222; <http://cds.cern.ch/record/2737308>, 2020.
- [14] N. Patronis et al. The CERN n_TOF NEAR station for astrophysics- and application-related neutron activation measurements (<https://arxiv.org/abs/2209.04443>), 2022.
- [15] M. Bacak and et al. Design, construction, commissioning and early operation of the third-generation n_TOF neutron spallation target at CERN. In *Proceedings of the XV International Conference on Nuclear Data for Science and Technology*, European Physical Journal Web of Conferences, 2022.
- [16] J. Lerendegui-Marco, et al. New perspectives for neutron capture measurements in the upgraded CERN-n_TOF Facility. In *Proceedings of the XV International Conference on Nuclear Data for Science and Technology*, European Physical Journal Web of Conferences, 2022.
- [17] J. A. Pavón and et al. Characterisation of the n_TOF 20 m beam line at CERN with the new spallation target. In *Proceedings of the XV International Conference on Nuclear Data for Science and Technology*, European Physical Journal Web of Conferences, 2022.
- [18] A. Mengoni and et al. Status and perspectives of the n_TOF Facility at CERN following the upgrades and consolidation during CERN’s Long Shutdown 2. In *Proceedings of the XV International Conference on Nuclear Data for Science and Technology*, European Physical Journal Web of Conferences, 2022.
- [19] S. Amaducci et al. Measurement of the $^{235}\text{U}(n, f)$ cross section relative to the $^6\text{Li}(n, t)$ and $^{10}\text{B}(n, \alpha)$ standards from thermal to 170 keV neutron energy range at n_TOF. *European Physical Journal A*, 55(7):120, July 2019.
- [20] M. Mastromarco et al. High accuracy, high resolution $^{235}\text{U}(n, f)$ cross section from n_TOF (CERN) from 18 meV to 10 keV. *European Physical Journal A*, 58(8):147, August 2022.

- [21] M. Barbagallo et al. ${}^7\text{Be}(n, \alpha){}^4\text{He}$ reaction and the cosmological lithium problem: Measurement of the cross section in a wide energy range at n.tof at cern. *Phys. Rev. Lett.*, 117:152701, Oct 2016.
- [22] L. Damone et al. ${}^7\text{Be}(n, p){}^7\text{Li}$ Reaction and the Cosmological Lithium Problem: Measurement of the Cross Section in a Wide Energy Range at n-TOF at CERN. *Phys. Rev. Lett.*, 121(4):042701, July 2018.
- [23] G. Gervino et al. NEAR: A New Station to Study Neutron-Induced Reactions of Astrophysical Interest at CERN-n-TOF. *Universe*, 8(5), 2022.
- [24] M. Ferrari et al. Design development and implementation of an irradiation station at the neutron time-of-flight facility at CERN. *Phys. Rev. Accel. Beams*, 25:103001, Oct 2022.
- [25] H. Ait Abderrahim. Realization of a new large research infrastructure in Belgium: MYRRHA contribution for closing the nuclear fuel cycle making nuclear energy sustainable. In *European Physical Journal Web of Conferences*, volume 246 of *European Physical Journal Web of Conferences*, pp. 00012, December 2020.
- [26] T. M. Ault. *Comparison of the Environment, Health, And Safety Characteristics of Advanced Thorium- Uranium and Uranium-Plutonium Fuel Cycles*. PhD thesis, Vanderbilt University, Tennessee, January 2017.
- [27] M. Fleming et al. Results of the Collaborative International Evaluated Library Organisation (CIELO) Project. In *European Physical Journal Web of Conferences*, volume 239 of *European Physical Journal Web of Conferences*, pp. 15003, May 2020.
- [28] W. A. G. Sauerwein et al. Theranostics in boron neutron capture therapy. *Life*, 11(4), 2021.
- [29] R. H. Cyburt et al. Big bang nucleosynthesis: Present status. *Rev. Mod. Phys.*, 88:015004, Feb 2016.
- [30] F. Käppeler et al. The s process: Nuclear physics, stellar models, and observations. *Reviews of Modern Physics*, 83(1):157–194, 2011.
- [31] C. Massimi et al. n-TOF: Measurements of Key Reactions of Interest to AGB Stars. *Universe*, 8(2):100, February 2022.
- [32] D. Schumann and M. Ayranov. Preparation of ${}^{60}\text{Fe}$, ${}^7\text{Be}$, ${}^{44}\text{Ti}$ and other samples for nuclear physics experiments. In *Journal of Physics Conference Series*, volume 202 of *Journal of Physics Conference Series*, pp. 012034, January 2010.
- [33] G. Walter et al. The s-process branching at Se-79. *The Astrophysical Journal*, 167(1):186–199, October 1986.
- [34] J. Lerendegui-Marco et al. First measurement of the s-process branching ${}^{79}\text{Se}(n, \gamma)$. Technical report, CERN-INTC-2020-065; INTC-P-580; <http://cds.cern.ch/record/2731962>, 2021.
- [35] N. M. Chiera et al. Preparation of PbSe targets for ${}^{79}\text{Se}$ neutron capture cross section studies. *Nuclear Instruments and Methods in Physics Research A*, 1029:166443, April 2022.
- [36] C. Domingo-Pardo. i-TED: A novel concept for high-sensitivity (n, γ) cross-section measurements. *Nuclear Instruments and Methods in Physics Research A*, 825:78–86, 2016.
- [37] V. Babiano-Suárez et al. Imaging neutron capture cross sections: i-TED proof-of-concept and future prospects based on Machine-Learning techniques. *European Physical Journal A*, 57(6):197, June 2021.
- [38] High-sensitivity Measurements of key stellar Nucleo-Synthesis reactions (HYMNS). *ERC Consolidator Grant, Agreement No. 681740, PI C. Domingo-Pardo*.
- [39] V. Alcayne and et al. A segmented total energy detector (sTED) for (n, γ) cross section measurements at n-TOF EAR2. In *Proceedings of the XV International Conference on Nuclear Data for Science and Technology*, European Physical Journal Web of Conferences, 2022.
- [40] R. Plag et al. An optimized C_6D_6 detector for studies of resonance-dominated (n, γ) cross-sections. *Nuclear Instruments and Methods in Physics Research A*, 496:425–436, 2003.
- [41] P. Mastinu. New C_6D_6 detectors: reduced neutron sensitivity and improved safety. n.tof-pub-2013-002 26/06/2013, CERN n-TOF Collaboration, 2013. n-TOF-PUB-2013-002 26/06/2013.
- [42] J. Lerendegui-Marco, et al. New detection systems for an enhanced sensitivity in key stellar

- (n,γ) measurements. In *Proceedings of the International Conference on Nuclear Physics in Astrophysics X*, European Physical Journal Web of Conferences, 2022.
- [43] C. Guerrero et al. Neutron capture on the s -process branching point ^{171}Tm via time-of-flight and activation. *Phys. Rev. Lett.*, 125:142701, Oct 2020.
- [44] E. Stamati et al. Neutron capture cross section measurements by the activation method at the n_TOF NEAR Station. Technical report, CERN-INTC-2022-008 ; INTC-P-623; <http://cds.cern.ch/record/2798978>, 2022.
- [45] C. Domingo-Pardo et al. Advances and new ideas for neutron-capture astrophysics experiments at CERN n_TOF (<https://arxiv.org/abs/2208.02163>), 2022.
- [46] H. Beer et al. The fast cyclic neutron activation technique at the Karlsruhe 3.75 MV Van de Graaff accelerator and the measurement of the $^{107,109}\text{Ag}(n,\gamma)^{108,110}\text{Ag}$ cross sections at $kT = 25$ keV. *Nuclear Instruments and Methods in Physics Research Section A: Accelerators, Spectrometers, Detectors and Associated Equipment*, 337(2):492–503, 1994.
- [47] J. J. Cowan and W. K. Rose. Production of ^{14}C and neutrons in red giants. *The Astrophysical Journal*, 212:149–158, February 1977.
- [48] J. Balibrea-Correa et al. A first prototype of C_6D_6 total-energy detector with SiPM readout for neutron capture time-of-flight experiments. *Nuclear Instruments and Methods in Physics Research A*, 985:164709, 2021.