

This is a repository copy of *A Four Carbon Organonitrate as a Significant Product of Secondary Isoprene Chemistry*.

White Rose Research Online URL for this paper:

<https://eprints.whiterose.ac.uk/188259/>

Version: Published Version

Article:

Tsiligiannis, Epameinondas, Wu, Rongrong, Lee, Ben H. et al. (27 more authors) (2022) A Four Carbon Organonitrate as a Significant Product of Secondary Isoprene Chemistry. *Geophysical Research Letters*. e2021GL097366. ISSN 0094-8276

<https://doi.org/10.1029/2021GL097366>

Reuse

This article is distributed under the terms of the Creative Commons Attribution (CC BY) licence. This licence allows you to distribute, remix, tweak, and build upon the work, even commercially, as long as you credit the authors for the original work. More information and the full terms of the licence here:

<https://creativecommons.org/licenses/>

Takedown

If you consider content in White Rose Research Online to be in breach of UK law, please notify us by emailing eprints@whiterose.ac.uk including the URL of the record and the reason for the withdrawal request.

Geophysical Research Letters[®]



RESEARCH LETTER

10.1029/2021GL097366

Key Points:

- The C₄H₇NO₃ isomers are major secondary products of isoprene oxidation during nighttime and daytime in NO_x-influenced regions
- The C₄H₇NO₃ isomers are multi-generational products from several C₅ compounds that accumulate in the atmosphere
- C₄H₇NO₃ as a dominant isoprene-derived species, can be important for the formation of ozone

Supporting Information:

Supporting Information may be found in the online version of this article.

Correspondence to:

M. Hallquist and J. A. Thornton,
hallq@chem.gu.se;
thornton@atmos.washington.edu

Citation:

Tsiligiannis, E., Wu, R., Lee, B. H., Salvador, C. M., Priestley, M., Carlsson, P. T. M., et al. (2022). A four carbon organonitrate as a significant product of secondary isoprene chemistry. *Geophysical Research Letters*, 49, e2021GL097366. <https://doi.org/10.1029/2021GL097366>

Received 6 DEC 2021
Accepted 30 APR 2022































Author Contributions:

Conceptualization: Epameinondas Tsiligiannis, Ben H. Lee, Thomas F. Mentel, Joel A. Thornton, Mattias Hallquist

Data curation: Epameinondas Tsiligiannis, Rongrong Wu, Ben H. Lee, Christian Mark Salvador, Michael Priestley, Philip T. M. Carlsson, Sungah Kang, Juliane L. Fry, Bellamy Brownwood, Robert J. Wild, Thomas J. Bannan, Asan Bacak

Formal analysis: Epameinondas Tsiligiannis

A Four Carbon Organonitrate as a Significant Product of Secondary Isoprene Chemistry

Epameinondas Tsiligiannis¹ , Rongrong Wu^{2,3} , Ben H. Lee⁴ , Christian Mark Salvador^{1,5} , Michael Priestley¹ , Philip T. M. Carlsson² , Sungah Kang² , Anna Novelli² , Luc Vereecken² , Hendrik Fuchs² , Alfred W. Mayhew⁶ , Jacqueline F. Hamilton⁶ , Peter M. Edwards⁶ , Juliane L. Fry^{7,8} , Bellamy Brownwood⁷ , Steven S. Brown^{9,10} , Robert J. Wild^{9,11} , Thomas J. Bannan¹² , Hugh Coe¹² , James Allan¹² , Jason D. Surratt¹³ , Asan Bacak^{12,14} , Paul Artaxo¹⁵ , Carl Percival¹⁶ , Song Guo³ , Min Hu³ , Tao Wang¹⁷ , Thomas F. Mentel² , Joel A. Thornton⁴ , and Mattias Hallquist¹ 

¹Department of Chemistry and Molecular Biology, University of Gothenburg, Gothenburg, Sweden, ²Institute of Energy and Climate Research, IEK-8: Troposphere, Forschungszentrum Jülich GmbH, Jülich, Germany, ³State Key Joint Laboratory of Environmental Simulation and Pollution Control, International Joint Laboratory for Regional Pollution Control, Ministry of Education (IJRC), College of Environmental Sciences and Engineering, Peking University, Beijing, China, ⁴Department of Atmospheric Sciences, University of Washington, Seattle, WA, USA, ⁵Now at Balik Scientist Program, Department of Science and Technology – Philippine Council for Industry, Energy and Emerging Technology Research and Development, Taguig, Philippines, ⁶Wolfson Atmospheric Chemistry Laboratories, Department of Chemistry, University of York, York, UK, ⁷Department of Chemistry, Reed College, Portland, OR, USA, ⁸Now at Department of Meteorology and Air Quality, Wageningen University, Wageningen, The Netherlands, ⁹NOAA Chemical Sciences Laboratory, Boulder, CO, USA, ¹⁰Department of Chemistry, University of Colorado, Boulder, CO, USA, ¹¹Now at Institute for Ion and Physics, University of Innsbruck, Innsbruck, Austria, ¹²Centre for Atmospheric Science, School of Earth and Environmental Science, University of Manchester, Manchester, UK, ¹³Department of Environmental Sciences and Engineering, Gillings School of Global Public Health, The University of North Carolina at Chapel Hill, Chapel Hill, NC, USA, ¹⁴Now at Turkish Accelerator & Radiation Laboratory, Ankara University Institute of Accelerator Technologies, Atmospheric and Environmental Chemistry Laboratory, Gölbaşı Campus, Ankara, Turkey, ¹⁵Institute of Physics, University of Sao Paulo, Sao Paulo, Brazil, ¹⁶Jet Propulsion Laboratory, Pasadena, CA, USA, ¹⁷Department of Civil and Environmental Engineering, Hong Kong Polytechnic University, Hong Kong, China

Abstract Oxidation of isoprene by nitrate radicals (NO₃) or by hydroxyl radicals (OH) under high NO_x conditions forms a substantial amount of organonitrates (ONs). ONs impact NO_x concentrations and consequently ozone formation while also contributing to secondary organic aerosol. Here we show that the ONs with the chemical formula C₄H₇NO₃ are a significant fraction of isoprene-derived ONs, based on chamber experiments and ambient measurements from different sites around the globe. From chamber experiments we found that C₄H₇NO₃ isomers contribute 5%–17% of all measured ONs formed during nighttime and constitute more than 40% of the measured ONs after further daytime oxidation. In ambient measurements C₄H₇NO₃ isomers usually dominate both nighttime and daytime, implying a long residence time compared to C₅ ONs which are removed more rapidly. We propose potential nighttime sources and secondary formation pathways, and test them using a box model with an updated isoprene oxidation scheme.

Plain Language Summary Isoprene is the most abundant non-methane trace gas emitted from vegetation in the atmosphere. Isoprene reacts with different oxidants forming numerous multifunctional products that affect both ozone and particulate matter concentrations via secondary organic aerosol formation. Day and nighttime isoprene oxidation under polluted conditions with high levels of nitrogen oxides (NO_x) produces nitrogen containing species. Here, we used state-of-the-art instrumentation to measure the isoprene-derived nitrogen-containing species, both in laboratory experiments and at six field sites around the globe. To support our interpretation, we apply a recently developed model for nighttime isoprene chemistry. We have identified a dominant nitrated product(s) in our experiments and with a significant ambient contribution both during day and nighttime. Key features of this species are its secondary formation from primary products and its relatively long lifetime under ambient conditions, explaining its accumulation in the atmosphere. Thus, it can be an important marker for the influence of NO_x on isoprene oxidation.

© 2022. The Authors.

This is an open access article under the terms of the [Creative Commons Attribution License](https://creativecommons.org/licenses/by/4.0/), which permits use, distribution and reproduction in any medium, provided the original work is properly cited.

Investigation: Epameinondas

Tsiligiannis, Rongrong Wu, Ben H. Lee, Christian Mark Salvador, Michael Priestley, Philip T. M. Carlsson, Sungah Kang, Anna Novelli, Luc Vereecken, Hendrik Fuchs, Alfred W. Mayhew, Jacqueline F. Hamilton, Peter M. Edwards, Juliane L. Fry, Bellamy Brownwood, Robert J. Wild, Thomas J. Bannan, Asan Bacak

Project Administration: Anna Novelli, Hendrik Fuchs, Juliane L. Fry, Steven S. Brown, Hugh Coe, James Allan, Jason D. Surratt, Paul Artaxo, Carl Percival, Song Guo, Min Hu, Tao Wang, Thomas F. Mentel, Joel A. Thornton, Mattias Hallquist

Supervision: Anna Novelli, Hendrik Fuchs, Juliane L. Fry, Steven S. Brown, Hugh Coe, James Allan, Jason D. Surratt, Paul Artaxo, Carl Percival, Song Guo, Min Hu, Tao Wang, Thomas F. Mentel, Joel A. Thornton, Mattias Hallquist

Validation: Epameinondas Tsiligiannis, Rongrong Wu, Ben H. Lee, Philip T. M. Carlsson, Anna Novelli, Luc Vereecken, Hendrik Fuchs, Thomas F. Mentel, Joel A. Thornton, Mattias Hallquist

Visualization: Epameinondas Tsiligiannis, Philip T. M. Carlsson

Writing – original draft: Epameinondas Tsiligiannis

Writing – review & editing:

Epameinondas Tsiligiannis, Rongrong Wu, Ben H. Lee, Christian Mark Salvador, Michael Priestley, Philip T. M. Carlsson, Sungah Kang, Anna Novelli, Luc Vereecken, Hendrik Fuchs, Alfred W. Mayhew, Jacqueline F. Hamilton, Peter M. Edwards, Juliane L. Fry, Bellamy Brownwood, Steven S. Brown, Robert J. Wild, Thomas J. Bannan, Hugh Coe, James Allan, Jason D. Surratt, Asan Bacak, Paul Artaxo, Carl Percival, Song Guo, Min Hu, Tao Wang, Thomas F. Mentel, Joel A. Thornton, Mattias Hallquist

1. Introduction

Isoprene dominates biogenic non-methane hydrocarbon emissions, contributing around 50%, followed by monoterpenes, 15%, and sesquiterpenes, 3% (Guenther et al., 2012). Isoprene reacts mainly with hydroxyl radicals (OH), ozone (O₃), or nitrate radicals (NO₃) (Wennberg et al., 2018), influencing surface ozone concentrations and secondary organic aerosol (SOA) formation. SOA is a major component of submicron-sized tropospheric aerosol (Shrivastava et al., 2017) and affects human health and the climate (Glasius & Goldstein, 2016; Hallquist et al., 2009).

The oxidation of isoprene by OH radicals under low and high NO_x conditions has been studied extensively (D'Ambro et al., 2017; Kleindienst et al., 2007; Kroll et al., 2005; L. Lee et al., 2014; Novelli et al., 2020; Peeters et al., 2014; Schwantes et al., 2019; Thornton et al., 2020; Wennberg et al., 2018) compared to NO₃-initiated oxidation (Kwan et al., 2012; Ng et al., 2008; Schwantes et al., 2015; Vereecken et al., 2021; Wennberg et al., 2018; Wu et al., 2021; Zhao et al., 2021). NO₃ is formed during nighttime from the reaction of nitrogen dioxide (NO₂) with ozone. Oxidation initiated by NO₃ radicals leads to significant formation of organonitrates (ONs) which add to the ONs produced during daytime oxidation under high NO_x conditions (Hamilton et al., 2021; Kiendler-Scharr et al., 2016). ONs can act both as a reservoir and as a permanent sink of NO_x (Kenagy et al., 2020; Kiendler-Scharr et al., 2016), and can contribute to SOA formation (Bryant et al., 2020; Fry et al., 2018; Kiendler-Scharr et al., 2016; Lee et al., 2016; Xu et al., 2021; Zaveri et al., 2020). Investigating isoprene-originated ONs formation is necessary to understand isoprene's effects on atmospheric NO_x, HO_x and ozone formation (Li et al., 2019; Schwantes et al., 2020; Vasquez et al., 2020).

The dominant gas phase nitrated oxidation products from isoprene + NO₃ include compounds like isoprene nitrooxy hydroperoxides (INP) (C₅H₉NO₅), dihydroxy nitrates (IDHN) (C₅H₉NO₅), carbonyl nitrates (ICN) (C₅H₇NO₄), hydroxy nitrates (IHN) (C₅H₉NO₄), and hydroxy hydroperoxy nitrates (IHPN) (C₅H₉NO₆), among others (Schwantes et al., 2015; Vereecken et al., 2021; Wennberg et al., 2018; Wu et al., 2021). These compounds have also been observed in the ambient atmosphere (Lee et al., 2016; Schwantes et al., 2015; Xu et al., 2021; Ye et al., 2021).

To provide new insights into this important nitrate-isoprene chemistry, an extensive experimental campaign focusing on isoprene oxidation by NO₃ was performed in the large atmospheric simulation chamber SAPHIR in 2018. In this study we focus on the formation and fate of the isomers of one of the most ubiquitously detected ONs, C₄H₇NO₅, and how their atmospheric fate changes between night and daytime. The experimental findings are linked to our observations of these compounds around the globe and chemical mechanisms are proposed to support our observations.

2. Materials and Methods

All experimental studies and field observations in this study utilized a high resolution time-of-flight chemical ionization mass spectrometer (Aerodyne Research Inc., hereafter CIMS) to measure nitrated organic products, using iodide as the primary reagent ion (B. H. Lee et al., 2014). The CIMS was deployed for simulation chamber experiments within a comprehensive study on nighttime isoprene chemistry, for dedicated flow reactor studies, and at several field campaign sites providing diurnal concentration profiles of selected organic nitrates.

The comprehensive nighttime isoprene chemistry study was conducted in August 2018 in the atmospheric simulation chamber SAPHIR (Section S1 in Supporting Information S1) (Fuchs et al., 2017; Rohrer et al., 2005) at Forschungszentrum Jülich, Germany (Brownwood et al., 2021; Dewald et al., 2020; Vereecken et al., 2021; Wu et al., 2021). One goal of the campaign was to explore different oxidation regimes by applying conditions enhancing the contribution of different reaction pathways (i.e., RO₂ + RO₂, RO₂ + HO₂ or unimolecular RO₂). Nevertheless, the dominant loss of RO₂ were the reactions with HO₂ or NO₃, as detailed in a previous manuscript (Brownwood et al., 2021). Here we focus our analysis on four selected experiments: one experiment enhancing HO₂ by propene ozonolysis (exp. 1), one favoring the RO₂ + RO₂ pathway (exp. 2), and two experiments in which a nighttime to daytime transition was achieved by opening the roof of the chamber after the oxidation products of isoprene and NO₃ had accumulated (exp. 3 & 4, Table S1 in Supporting Information S1). The daytime chemistry favored either oxidation by OH in exp. 3, or only photolysis by scavenging OH by CO addition in exp. 4. Exp. 3 favored RO₂ isomerization and also contained seed aerosol to test effects of heterogeneous chemistry,

whereas exp. 4 favored the $\text{RO}_2 + \text{RO}_2$ reactions. This had minor effects on the general evolution of gas-phase products, that is, only a small fraction of the accretion ONs would partition to the particle phase (Wu et al., 2021). Experiments took place in Gothenburg using the laminar-flow Go:PAM reactor (Tsiligiannis et al., 2019; Watne et al., 2018) to test for a possible formation of the target compound(s) $\text{C}_4\text{H}_7\text{NO}_5$ from NO_3 oxidation of methyl vinyl ketone (MVK) (Table S8 in Supporting Information S1) and to constrain the instrument's sensitivity to ONs (Lopez-Hilfiker et al., 2016) (Table S3 in Supporting Information S1). Here NO_3 was introduced following the decomposition of N_2O_5 added via a diffusion source (Sections S2 and S5 in Supporting Information S1).

The ambient concentration profiles of the target isoprene products $\text{C}_4\text{H}_7\text{NO}_5$ were characterized during six field campaigns. Two campaigns took place in Asia, in Changping (near Beijing) (Le Breton, Wang et al., 2018) and Hong Kong as part of a project on photochemical smog in China (Hallquist et al., 2016). Two additional sites were located in Europe, in Jülich, Germany, during the JULIAC campaign and in Gothenburg, Sweden. Finally, data from Alabama, in the south-eastern USA during the Southern Oxidant and Aerosol Study (SOAS) (Lee et al., 2016) and from the Amazon rainforest were used to illustrate the omnipresence of the $\text{C}_4\text{H}_7\text{NO}_5$ isomers (Section S3 in Supporting Information S1). The $\text{C}_4\text{H}_7\text{NO}_5$ signal has also been observed in the free troposphere as part of flight measurements over the south-eastern USA during the Southeast Nexus campaign. However, a detailed discussion on those flights will be presented elsewhere.

The University of Gothenburg CIMS (GU-CIMS) was used for most field and laboratory measurements. The measurements from the SOAS campaign used the University of Washington CIMS (UW-CIMS), while the Amazon rainforest measurements used the University of Manchester CIMS (UMan-CIMS). Additional information on operational characteristics of CIMS during each campaign are given in Table S6 in Supporting Information S1. A bulk ON sensitivity factor of $4.8 \text{ ncps ppt}^{-1}$, derived during the SAPHIR experiment was used to convert the measured ONs signal to concentrations by GU-CIMS, where potential variability between ON was investigated using a voltage scanning method (see Section S2 in Supporting Information S1). UW-CIMS used a weighted isomer distribution of the isoprene-derived ON ($\text{C}_5\text{H}_9\text{NO}_4$, IHN) and UMan-CIMS used the isoprene-derived IEPOX as a proxy calibrant. More details on calibrations, sensitivity estimations and assumptions can be found in the SI (Section S2 & S3 in Supporting Information S1).

3. Results and Discussions

3.1. Experiments in the Atmospheric Simulation Chamber SAPHIR

During the experiments in the SAPHIR chamber, 24 mononitrates, 22 dinitrates and 18 accretion products were identified using the CIMS. Mononitrates dominated the spectrum ranging from 80.7% to 96.4% of the measured ONs, followed by dinitrates (3.3%–17.9%) and accretion products (0.2%–1.5%). Formation of ions assigned to the chemical composition $\text{C}_4\text{H}_7\text{NO}_5$ (Figure S2 in Supporting Information S1) were evident in all experiments. $\text{C}_4\text{H}_7\text{NO}_5$ signal was identified by the CIMS as an important nitrated product(s) together with the primary products $\text{C}_5\text{H}_9\text{NO}_5$ (hydroperoxide nitrates, INP), $\text{C}_3\text{H}_7\text{NO}_4$ (carbonyl nitrates, ICN), and $\text{C}_5\text{H}_9\text{NO}_4$ (hydroxy nitrates, IHN). Herein INP forms from $\text{RO}_2 + \text{HO}_2$ reaction whilst ICN and IHN largely form from $\text{RO}_2 + \text{RO}_2$ reaction.

Figure 1 depicts the time evolution of $\text{C}_4\text{H}_7\text{NO}_5$ (black), and the three other major primary oxidation products, $\text{C}_3\text{H}_9\text{NO}_5$ (blue), $\text{C}_5\text{H}_7\text{NO}_4$ (purple), and $\text{C}_5\text{H}_9\text{NO}_4$ (cyan), during the four selected experiments (Table S1 in Supporting Information S1). The relative contribution (red) of $\text{C}_4\text{H}_7\text{NO}_5$, expressed as the ratio of $\text{C}_4\text{H}_7\text{NO}_5$ over the total measured ONs signals by CIMS is also shown. The relative contribution is estimated assuming the same sensitivity for all the measured ONs. Generally, the time-series of the sum of measured mononitrates, dinitrates and accretion products followed the total gas-phase alkyl nitrates time evolution measured by a Thermal Dissociation Cavity Ring-down Spectrometer during the campaign (Brownwood et al., 2021), suggesting the CIMS total ONs signal includes the majority of the formed ON. In the dark the primary products increased rapidly after the injection of oxidant precursors and isoprene (Figure 1), especially $\text{C}_5\text{H}_9\text{NO}_5$ (INP), the dominant primary nighttime ON measured by the CIMS in all experiments. The $\text{C}_4\text{H}_7\text{NO}_5$ increased slowly and steadily, suggesting that there was no strong sink during the NO_3 -dominated nighttime oxidation. This behavior would be typical for a closed shell product. However, the yield of $\text{C}_4\text{H}_7\text{NO}_5$ strongly depended on the chemical regime. In exp. 1 (Figure 1a) $\text{RO}_2 + \text{HO}_2$ reactions dominated (91%), while the $\text{RO}_2 + \text{RO}_2$ reactions were responsible for only a 4% loss (Brownwood et al., 2021). In exp. 2 (Figure 1b), the $\text{RO}_2 + \text{RO}_2$ reactions contributed up to 13% and the $\text{RO}_2 + \text{HO}_2$ reactions 53% of the loss rate of RO_2 (Brownwood et al., 2021). Under dominant HO_2 conditions

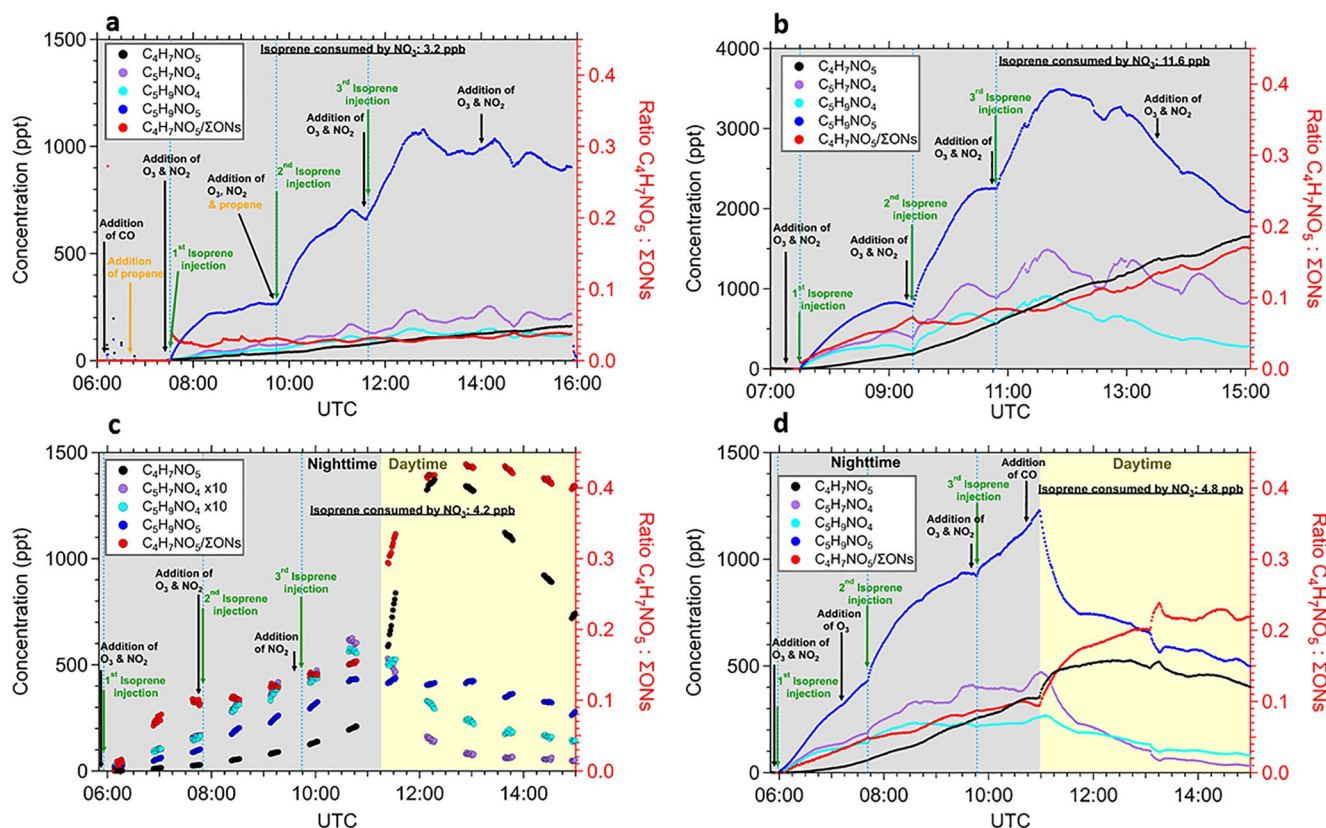


Figure 1. (a) Exp. 1 favoring $RO_2 + HO_2$ reactions. (b) Exp. 2 favoring $RO_2 + RO_2$ reactions. (c) Exp. 3 Nighttime-daytime transition focusing on the effect of the OH oxidation during daytime. (d) Exp. 4 Nighttime-daytime transition focusing on photolysis, using CO scavenger to suppress OH chemistry.

(exp. 1) the $C_4H_7NO_5$ formation was lower, and its relative contribution was always less than 5%, while the $C_5H_9NO_5$ (INP) contribution to ONs ranged between 21% and 33% due to the enhanced importance of the HO_2 reaction for the primary peroxy radical from isoprene + NO_3 reaction. When the $RO_2 + RO_2$ reactions were more important (exp. 2), the relative contribution of $C_4H_7NO_5$ increased, ultimately reaching over 15% and becoming the second major remaining product with a contribution close to that of $C_5H_9NO_5$.

Toward the end of exp. 1 and 2, when all isoprene was consumed, oxidant precursors were added without additional isoprene to enhance the oxidation of the products. For the experiment favoring $RO_2 + HO_2$ (exp. 1), this addition did not have a substantial effect on the products, including $C_4H_7NO_5$. For the conditions where $RO_2 + RO_2$ became more important (exp. 2), the signal of major primary products decreases, thus the relative contribution of $C_4H_7NO_5$ to the total ONs further increases from around 10% before the enhanced NO_3 oxidation to more than 15% at the end of the experiment. Thus, the $RO_2 + RO_2$ regime enables a subsequent acceleration of secondary chemistry and multi-generation products (Wu et al., 2021).

Nighttime to daytime transitions were included in exp. 3 and 4 by exposing the reaction mixture to sunlight by opening the roof of SAPHIR after a period of dark NO_3 oxidation (Figures 1c and 1d). The period of NO_3 oxidation was similar to exp. 2 without the last oxidant-only addition. The relative contribution of $C_4H_7NO_5$ to the total ONs was around 10% at the end of the nighttime period. Under daytime conditions in exp. 3, the ONs concentrations are expected to decrease under low NO conditions, as the carbonyl nitrates from isoprene react with OH radicals or are rapidly photolyzed (Müller et al., 2014; Xiong et al., 2016). This was also observed here for most of the ONs, for example, $C_5H_7NO_4$ (ICN) and $C_5H_9NO_4$ (IHN). However, the signal of the major product $C_5H_9NO_5$ did not decrease, that is, either $C_5H_9NO_5$ is not affected by daytime chemistry, or there are processes counteracting the loss, for example, formation of a nitrooxy hydroxyepoxide (INHE) by OH oxidation as described by Schwantes et al. (2015). The most pronounced change was the strong increase of the $C_4H_7NO_5$ signal, which became the dominant nitrated product(s), increasing from 10% at the end of nighttime to over 40% after an hour

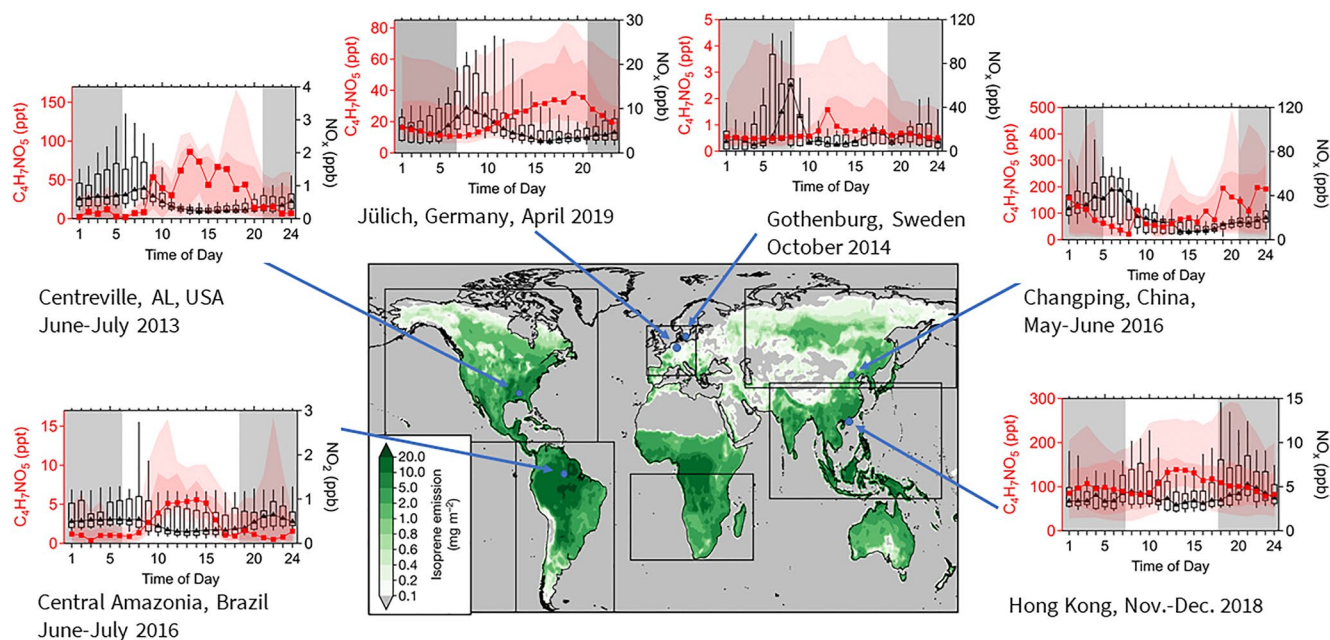


Figure 2. Median diurnal profile of the $C_4H_7NO_5$ and NO_x in six different locations, with the 10th, 25th, 75th and 90th percentile. The gray areas in the plot indicate the nighttime period. Only the nitrogen dioxide profile is depicted in Amazonia. The map with the isoprene emissions is adapted from McFiggans et al. (2019).

of sunlight. At the onset of this enhanced increase of $C_4H_7NO_5$, there was no isoprene left in the chamber, clearly demonstrating the multi-generational sources of this product(s). In accordance with Schwantes et al. (2015) and Wennberg et al. (2018) we propose that all three major primary C_5 ONs ($C_5H_9NO_5$ (INP), $C_5H_7NO_4$ (ICN), and $C_5H_9NO_4$ (IHN)) can react with OH to form products with the chemical formula $C_4H_7NO_5$. After one and a half hours, $C_4H_7NO_5$ started decreasing due to chamber dilution, decreased availability of its precursors and slow but persistent removal processes, such as reaction with OH, photolysis.

To separately study the effect of photolysis, CO was added as an OH scavenger during the daytime period in exp. 4 (Figure 1d). In contrast to exp. 3, $C_5H_9NO_5$ decreased extremely rapidly as soon as the roof was opened. This difference to the daytime period of exp. 3 supports the existence of a formation pathway of $C_5H_9NO_5$ by OH oxidation that can balance out the significant loss by photolysis, as observed in exp. 4. In contrast, the $C_4H_7NO_5$ signal still increased in exp. 4 but to a lesser extent than in exp. 3. From the experiments in the simulation chamber, we conclude that formation pathways of $C_4H_7NO_5$ compound(s) exist in the dark (5%–17% of measured ONs), while during the following daytime, OH oxidation of multi-generational NO_3 products, together with a smaller contribution by photolysis, leads to a significant formation of $C_4H_7NO_5$, ultimately contributing more than 40% of measured ONs.

3.2. Ambient Measurements

$C_4H_7NO_5$ and the other major ONs observed in the chamber experiments were measured in six different field locations around the world. Overall, $C_4H_7NO_5$ signal was the dominant isoprene-derived nitrate measured during both daytime and nighttime at all the sampling sites (Figure S4 in Supporting Information S1). The ratio of $C_4H_7NO_5$ to the major primary C_5 ONs ($C_5H_9NO_5$, $C_5H_7NO_4$, and $C_5H_9NO_4$) often exhibited values above one throughout the day. However, the diurnal profile of $C_4H_7NO_5$ differed from site to site (Figure 2).

In Hong Kong – an isoprene-rich area with influence from anthropogenic emissions (Peng et al., 2022) – there were two peaks, one during daytime and one during nighttime. The nighttime peak becomes more prevalent if the period with high ONs formation is selected (between 14–25 November, Figure S5 in Supporting Information S1). Then, the median maximum value of the nighttime peak increases from 107 to 135 ppt and the daytime from 139 to 159 ppt. The fraction of $C_4H_7NO_5$ in the total measured isoprene-derived ONs ranged from 5% to 40% during the Hong Kong campaign (Figure S5 in Supporting Information S1).

The profile in Changping (near Beijing, China) showed a higher contribution during night than during day in conjunction with higher variability compared to Hong Kong. The isoprene mean diurnal profile had a peak at 14:00 and the isoprene concentrations were almost always above zero, even during nighttime (Le Breton, Hallquist et al., 2018). The local meteorology has a pronounced impact on the type of air masses reaching Beijing, for example, the wind speed has high values during the day and low values during the night (Le Breton, Wang et al., 2018).

The two locations in Europe are characterized by low regional isoprene emissions, especially Gothenburg, Sweden, and as expected the $C_4H_7NO_5$ signal was much lower compared to the other sites. In Gothenburg, $C_4H_7NO_5$ had a weak peak around noon, whilst there was a clear wide peak in the early evening in Jülich, Germany.

The Southeastern USA represents an area with high isoprene concentrations and low to modest NO_x emissions outside of urban areas. Centreville is a rural site with low average NO_x concentrations (Edwards et al., 2017; Lee et al., 2016). There, $C_4H_7NO_5$ had a diurnal profile with a clear peak during daytime with high variability. The strong increase during morning (8:00–10:00, local time) was likely due to sampling of the residual layer after the morning breakup of the nocturnal boundary layer, enabling both production and downward transport to contribute to increasing $C_4H_7NO_5$.

Finally, the Amazon rainforest measurements showed a strong daytime peak. The site is remote from human sources, exhibiting very low NO_x concentrations (average = 0.62 ppb), and consequently lower $C_4H_7NO_5$ compared to the other isoprene-rich areas, Hong Kong with much higher NO_x (average = 5 ppb) and southeastern USA with slightly higher NO_x levels (average = 0.67 ppb). The corresponding ozone concentrations at the measurement sites are given in SI (Table S5 in Supporting Information S1).

The correlations of $C_4H_7NO_5$ with the other major primary isoprene-derived ONs ($C_5H_9NO_3$, $C_5H_7NO_4$, and $C_3H_9NO_4$) varied at the different sites (Table S4 in Supporting Information S1). The isoprene concentration, the origin and chemical age of the air masses, and meteorology all influenced the correlation slope and the correlation coefficient R^2 . For example, in Gothenburg local isoprene emissions are low and the correlation was likely driven by variability in air mass origin, with primary and multi-generational isoprene products like $C_4H_7NO_5$ exhibiting high correlation. In contrast, in areas with high isoprene emissions, such as the Amazon rainforest, the correlation between first and multi-generational products was significantly weaker, illustrating the influence of air mass aging and the expected sequential production from isoprene.

Based on the chamber experiments, $C_4H_7NO_5$ was the most abundant isoprene-derived ON measured by the CIMS during daytime, but not during nighttime. The ambient measurements also showed $C_4H_7NO_5$ was the dominant isoprene-derived ON during daytime. However, at the ambient measurements $C_4H_7NO_5$ was also the highest isoprene-derived measured ON signal during nighttime. The dominant role for $C_4H_7NO_5$ observed during nighttime could be due to efficient accumulation. Under daytime ambient conditions $C_4H_7NO_5$ can be also produced in relatively high amounts via OH oxidation of other isoprene-nitrated products ($C_5H_9NO_5$ (INP), $C_3H_7NO_4$ (ICN), and $C_3H_9NO_4$ (IHN)). The chamber experiments showed that $C_4H_7NO_5$ did not have any major losses by NO_3 and O_3 . $C_4H_7NO_5$ was also not affected drastically by the additions of isoprene or extra non-OH oxidant during the experiments. The lack of a carbon-carbon double bond gives $C_4H_7NO_5$ a low reactivity toward the NO_3 and O_3 oxidants dominant during the night. This produces longer residence times than other major ONs that enhance accumulation of the produced $C_4H_7NO_5$.

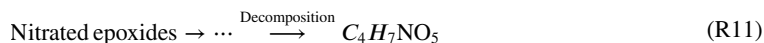
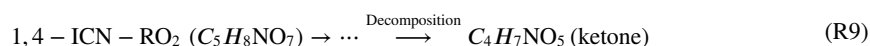
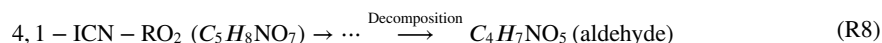
3.3. Formation and Accumulation of C_4 Compounds

A key feature from the experiments in the chamber was the pronounced increase in concentration of $C_4H_7NO_5$ during transitions from night to day conditions. At some of the ambient sites there was also such a tendency, but it was often concealed by the overwhelming contribution of the daytime oxidation of freshly emitted isoprene, especially for the sites with large isoprene emissions (Amazon rainforest, SE-USA, and Hong Kong). A major result from our work is the demonstration that $C_4H_7NO_5$ isomers are multi-generational products of several C_5 compounds. In the nighttime-daytime transition this was evident both with and without OH radical chemistry (Figures 1c and 1d).

During daytime oxidation, $C_4H_7NO_5$ isomers are expected to form by OH-initiated oxidation via a number of pathways. For example, two major unsaturated products from OH-initiated isoprene oxidation are MVK and

methacrolein (MACR). OH addition to these compounds, followed by O₂ addition to form a peroxy radical and subsequent NO reaction to alkoxy radicals, leads to the formation of nitrooxy ketones and nitrooxy aldehydes, with the chemical formula C₄H₇NO₅ (Jenkin et al., 2015; Praske et al., 2015). OH oxidation of C₅ ONs (C₅H₉NO₅ (INP), C₅H₇NO₄ (ICN), and C₅H₉NO₄ (IHN)) can also lead to C₄H₇NO₅ compounds (Schwantes et al., 2015; Wennberg et al., 2018). The initial peroxy radicals from the aforementioned C₅ ONs also form alkoxy radicals from reaction with NO, or HO₂ where a fraction can decompose to C₄H₇NO₅ isomers (Novelli et al., 2021; Vereecken & Peeters, 2009; Wennberg et al., 2018).

In contrast to the daytime formation of C₄H₇NO₅, where several pathways from different precursors have been suggested, little is known about nighttime formation. The most plausible reactions forming a C₄H₇NO₅ isomer are listed in the supplemental and are summarized here.



Although MVK and MACR oxidation by NO₃ radicals is slow (Kwok et al., 1996) these major products could provide a persistent source of C₄H₇NO₅ (Reactions R1 and R2). To verify this, further experiments were performed in an oxidation flow reactor, the Go:PAM (Table S8 in Supporting Information S1) showing a direct source of C₄H₇NO₅ from NO₃-initiated MVK oxidation (Figure S10 in Supporting Information S1). However, the estimated maximum contribution from this pathway is very low and cannot explain the observed formation in the SAPHIR chamber.

Formation of C₄H₇NO₅ during nighttime may also be due to the NO₃-initiated oxidation of first-generation hydroxy nitrate isomers (IHN, C₅H₉NO₄) (Reactions R3, R4 and R5). Here C₄H₇NO₅ isomers are formed via decomposition of produced alkoxy radicals, with the specific pathway depending on the isomer. The structural differences of the IHN-isomers also affect their rate constants with NO₃ radicals, spanning an order of magnitude (Pfrang et al., 2006; Wennberg et al., 2018). These pathways release NO₂ back to the system, but such an increase of NO₂ was not observed in the SAPHIR chamber experiments. Also, structure-activity relationship (SAR) estimates that the decomposition channel is not dominant (Novelli et al., 2021). Thus, these reactions are likely insignificant.

Another potential pathway is the further oxidation of hydroxy carbonyls (HC4CCHO and HC4ACHO, C₅H₈O₂) by NO₃ (Reactions R6 and R7). The peroxy radicals formed from oxidation of C₅H₈O₂ can undergo isomerization and decomposition leading to the formation of a C₄H₇NO₅ nitrooxy ketone or nitrooxy aldehyde (Figure S6 in Supporting Information S1) (Wu et al., 2021). The peroxy radicals C₅H₈NO₇ can also form a C₄H₇NO₅ nitrooxy carbonyl by decomposing (Reactions R8 and R9) (Wennberg et al., 2018). Those parent peroxy radicals (C₅H₈NO₇) can be formed either by further autoxidation of the initial peroxy radical formed by NO₃ oxidation (i.e., isomerization and O₂ addition) or by OH-initiated oxidation of C₅H₇NO₄ isomers. Finally, peroxy acids and epoxides formed by the NO₃-initiated oxidation of isoprene (Vereecken et al., 2021) may decompose

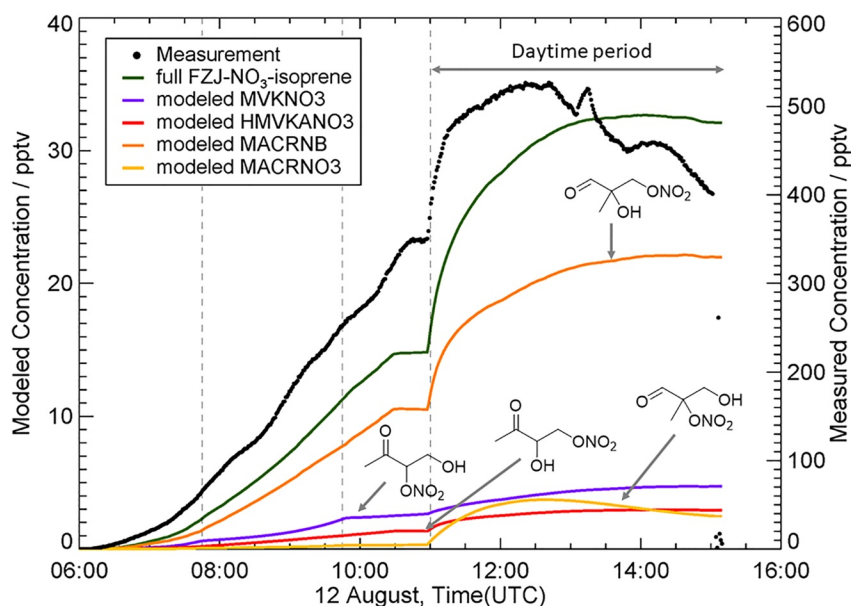


Figure 3. Comparison of the measured (black) and modeled (green) $C_4H_7NO_5$ formation during exp. 4 (nighttime to daytime transition using an OH scavenger). The “full FZJ- NO_3 -isoprene” sum of the four main isomers is compared against the I-CIMS measurements.

forming $C_4H_7NO_5$ isomers (Reactions R10 and R11). However, this chemistry is not well-known and needs further attention.

To test potential contributions of the suggested pathways, the FZJ- NO_3 -Isoprene mechanism presented by Vereecken et al. (2021), which in turn is based on the MCMv3.3.1 (Jenkin et al., 1997; Jenkin et al., 2015; Saunders et al., 2003) and on the more explicit descriptions from the CalTech mechanism (Wennberg et al., 2018) was expanded by the additional pathways as described above and summarized in the SI (Section S4 in Supporting Information S1). The model considered Reactions R6–R9. Figure 3 shows the calculated trends of four selected isomers (i.e., MACRNB, MVKNO3, HMVKANO3 and MACRNO3, with the corresponding structures shown, see also Table S7 in Supporting Information S1) for the nighttime to daytime transition experiment in the SAPHIR chamber (exp. 4, Figure 1d) with OH scavenger, where only photolysis was important. The model predicts that the dominant $C_4H_7NO_5$ nitrooxy isomer under nighttime conditions should be the aldehyde MACRNB followed by MVKNO3, HMVKANO3 and MACRNO3 in lower concentrations (Figure 3). The overall trend of the model matches the behavior of the measurements. However, there remains a significant discrepancy in the absolute concentrations (see Section S4, Figures S7–S9 in Supporting Information S1). It is not clear why there is a such large discrepancy and as outlined in the SI some measurement concerns are addressed. Still, the general measurement agreements with for example, the total alkyl nitrates (Brownwood et al., 2021) and Br-CIMS measurements (Section S2 in Supporting Information S1) clearly illustrate that the $C_4H_7NO_5$ isomers are important products. This discrepancy could be due to unknown formation pathways for example, secondary formation of $C_4H_7NO_5$ isomers from decomposition of epoxides and peroxides, highlighted as major contributing species in the model. It is not clear if produced epoxides and peroxides are unstable and can decompose into C_4 products ($C_4H_7NO_5$ being one of them) in the gas phase or on available surfaces, thus explaining why only low concentration of these were observed. Finally, the possibility of some production by OH oxidation under dark conditions cannot be ruled out, but certainly the contribution was small as isoprene loss due to NO_3 was calculated to be around 90% (Brownwood et al., 2021) and the impact of isoprene + OH on the total yield of $C_4H_7NO_5$ was below 5% for all modeled experiments (more details in Section S1 in Supporting Information S1). However, further exploration and evaluation of these pathways are beyond the scope of this work.

In the model, the increase of $C_4H_7NO_5$ under the OH scavenged/photolytic conditions is due to the formation of the nitrooxy aldehydes MACRNO3 and MACRNB. The photolysis of two hydroperoxy aldehydes (HPALD, with chemical formula $C_5H_8O_3$), formed via isomerization of isoprene hydroxy peroxy radicals, can lead to $C_4H_7NO_5$ after a subsequent NO_2 addition (Wennberg et al., 2018). One isomer forms the nitrooxy aldehyde MACRNO3

while the other forms the nitrooxy ketone MVKNO₃. However, these pathways do not represent the major loss of HPALDs (Wennberg et al., 2018). Xiong et al. (2016) have suggested that C₅H₇NO₄ (ICN) can dissociate via photolysis and then react with O₂ and HO₂ to form a vinyl hydroperoxide with chemical formula C₄H₇NO₅. Since no mechanistic description was given, in this work the photolysis was implemented as given in Wennberg et al. (2018). Müller et al. (2014) have suggested that photolysis is the dominant sink of the isoprene-derived carbonyl nitrates such as MACRNO₃, MVKNO₃ and HMKANO₃ under atmospheric relevant conditions, but in the model, rapid formation from HPALD and other sources counteracts their loss, leading to constant or increasing concentrations.

In addition to photolysis, the residual nighttime primary products can also react with OH radicals during daytime. We attribute the rapid C₄H₇NO₅ formation in exp. 3 (Figure 1c) to the OH-initiated oxidation of the three other major ONs (C₅H₉NO₅, C₅H₇NO₄, and C₅H₉NO₄), which has also been proposed in previous studies (Wennberg et al., 2018) (Section S4 in Supporting Information S1). The efficiency of these pathways in forming C₄H₇NO₅ must be high in order to fully explain the observations in both the findings in the SAPHIR chamber and the field observations.

4. Atmospheric Implication and Conclusion

The C₄H₇NO₅ isomers are important products of isoprene oxidation in NO_x-influenced regions. Ambient measurements showed that C₄H₇NO₅ compound(s) typically have higher concentrations than the other three major ONs (C₅H₉NO₅ (INP), C₅H₇NO₄ (ICN), and C₅H₉NO₄ (IHN)) during both night and day. For nighttime conditions this finding appears in contradiction to our chamber measurements, where C₄H₇NO₅ was only dominant during daytime. We found that C₄H₇NO₅ isomers are multi-generation products, with no remaining C=C bonds, in the isoprene degradation mechanism, formed from both OH and NO₃-radical initiated oxidation where observations in ambient air can be expected from air mass aging processes.

C₄H₇NO₅ nighttime production was investigated here in detail. We suggest that the decomposition of the C₅H₈NO₇ peroxy radicals from NO₃-initiated chemistry, the oxidation of hydroxy carbonyls (HC4CCHO and HC4ACHO) (C₅H₈O₂) by NO₃ and the decomposition of nitrated epoxides and peroxides are mainly responsible for nighttime production. The relative contribution of C₄H₇NO₅ to total measured ONs increased in chamber experiments when RO₂ loss was enhanced by RO₂ + RO₂ reactions. Furthermore, the chamber experiments showed that C₄H₇NO₅ formation was lower during nighttime when RO₂ + HO₂ reactions were dominant. According to model calculations, the isomers MACRNB and MVKNO₃ have the highest contribution to C₄H₇NO₅ formation under dark conditions. Although most of the other ONs, generated initially in higher yields, react away after transition into the daytime, C₄H₇NO₅ concentration increased, indicating a slower reactivity together with continuing or enhanced production.

The lack of a carbon-carbon double bond lowers its reactivity and thus increases its lifetime. Slow oxidation and photolytic reactions of C₄H₇NO₅ lead to longer lifetimes than those of the C₅ ONs formed in higher yields from isoprene. This can explain the higher effective concentrations of C₄H₇NO₅ in the residual boundary layer and dominance in various ambient conditions. This suggests that C₄H₇NO₅ isoprene ONs could be important as a long-term organic reservoir species of NO_x, in comparison to the other more reactive isoprene-derived ONs. The importance of further understanding the properties of the different isomers is highlighted by a recent study (Vasquez et al., 2020) which showed that the isoprene nitrate isomer 1,2-IHN can efficiently remove NO_x from the atmosphere, whereas other isomers cannot. To further understand the distribution of isomers and their specific chemistry, further studies are needed using a broader range of methods. Especially a focus on the predicted dominant product family of the nitrated epoxides (Vereecken et al., 2021), whose secondary chemistry and therefore potential for forming C₄H₇NO₅ is largely unknown, is a necessity. Finally, the isoprene-derived ONs, of which C₄H₇NO₅ is a dominant species, can thus be important for the formation of ozone, with ONs formed during nighttime affecting the initiation of tropospheric ozone formation during the following day.

Conflict of Interest

The authors declare no conflicts of interest relevant to this study.

Data Availability Statement

The data used in this study are permanently archived at <https://doi.org/10.5878/wfv9-a491>.

Acknowledgments

The authors acknowledge SAPHIR team of the Institute for Energy and Climate (IEK-8), Forschungszentrum Jülich for their support and technical help during the isoprene + NO₃ experiments at the SAPHIR chamber, the team of the NO₃Isop, JULIAC, Hong Kong, Changping, Amazon, SOAS and Gothenburg campaigns. This research has been supported by the European Research Council (ERC) (SARLEP grant agreement no. 681529), European Commission (EC) under the European Union's Horizon 2020 research and innovation program (Eurochamp 2020 grant agreement no. 730997 and FORCeS grant agreement no. 821205), Vetenskapsrådet (VR, Grant Nos. 2014–05332 and 2018–04430), and Svenska Forskningsrådet Formas (Grant Nos. 2015–1537 and 2019–586). A. Mayhew acknowledges the Natural Environment Research Council for a PhD studentship as part of the PANORAMA DTP. T. Wang is supported by the Hong Kong Research Grants Council (project no. A-PolyU502/16), and he thanks the Hong Kong Environmental Protection for providing access to its air monitoring site. The Amazon deployment was supported by the FAPESP-University of Manchester SPRINT initiative.

References

- Brownwood, B., Turdziladze, A., Hohaus, T., Wu, R., Mentel, T. F., Carlsson, P. T. M., et al. (2021). Gas-particle partitioning and SOA yields of organonitrate products from NO₃-initiated oxidation of isoprene under varied chemical regimes. *ACS Earth and Space Chemistry*, 5(4), 785–800. <https://doi.org/10.1021/acsearthspacechem.0c00311>
- Bryant, D. J., Dixon, W. J., Hopkins, J. R., Dunmore, R. E., Pereira, K. L., Shaw, M., et al. (2020). Strong anthropogenic control of secondary organic aerosol formation from isoprene in Beijing. *Atmospheric Chemistry and Physics*, 20(12), 7531–7552. <https://doi.org/10.5194/acp-20-7531-2020>
- D'Ambro, E. L., Lee, B. H., Liu, J., Shilling, J. E., Gaston, C. J., Lopez-Hilfiker, F. D., et al. (2017). Molecular composition and volatility of isoprene photochemical oxidation secondary organic aerosol under low- and high-NO_x conditions. *Atmospheric Chemistry and Physics*, 17(1), 159–174. <https://doi.org/10.5194/acp-17-159-2017>
- Dewald, P., Liebmann, J. M., Friedrich, N., Shenolikar, J., Schuladen, J., Rohrer, F., et al. (2020). Evolution of NO₃ reactivity during the oxidation of isoprene. *Atmospheric Chemistry and Physics*, 20(17), 10459–10475. <https://doi.org/10.5194/acp-20-10459-2020>
- Edwards, P. M., Aikin, K. C., Dube, W. P., Fry, J. L., Gilman, J. B., de Gouw, J. A., et al. (2017). Transition from high- to low-NO_x control of night-time oxidation in the southeastern US. *Nature Geoscience*, 10(7), 490–495. <https://doi.org/10.1038/ngeo2976>
- Fry, J. L., Brown, S. S., Middlebrook, A. M., Edwards, P. M., Campuzano-Jost, P., Day, D. A., et al. (2018). Secondary organic aerosol (SOA) yields from NO₃ radical + isoprene based on nighttime aircraft power plant plume transects. *Atmospheric Chemistry and Physics*, 18(16), 11663–11682. <https://doi.org/10.5194/acp-18-11663-2018>
- Fuchs, H., Novelli, A., Rolletter, M., Hofzumahaus, A., Pfannerstill, E. Y., Kessel, S., et al. (2017). Comparison of OH reactivity measurements in the atmospheric simulation chamber SAPHIR. *Atmospheric Measurement Techniques*, 10, 4023–4053. <https://doi.org/10.5194/amt-10-4023-2017>
- Glasius, M., & Goldstein, A. H. (2016). Recent discoveries and future challenges in atmospheric organic chemistry. *Environmental Science and Technology*, 50(6), 2754–2764. <https://doi.org/10.1021/acs.est.5b05105>
- Guenther, A. B., Jiang, X., Heald, C. L., Sakulyanontvittaya, T., Duhl, T., Emmons, L. K., & Wang, X. (2012). The Model of Emissions of Gases and Aerosols from Nature version 2.1 (MEGAN2.1): An extended and updated framework for modeling biogenic emissions. *Geoscientific Model Development*, 5(6), 1471–1492. <https://doi.org/10.5194/gmd-5-1471-2012>
- Hallquist, M., Munthe, J., Hu, M., Wang, T., Chan, C. K., Gao, J., et al. (2016). Photochemical smog in China: Scientific challenges and implications for air-quality policies. *National Science Review*, 3(4), 401–403. <https://doi.org/10.1093/nsr/nww080>
- Hallquist, M., Wenger, J. C., Baltensperger, U., Rudich, Y., Simpson, D., Claeys, M., et al. (2009). The formation, properties and impact of secondary organic aerosol: Current and emerging issues. *Atmospheric Chemistry and Physics*, 9(14), 5155–5236. <https://doi.org/10.5194/acp-9-5155-2009>
- Hamilton, J. F., Bryant, D. J., Edwards, P. M., Ouyang, B., Bannan, T. J., Mehra, A., et al. (2021). Key role of NO₃ radicals in the production of isoprene nitrates and nitrooxyorganosulfates in Beijing. *Environmental science and technology*, 55, 842–853. <https://doi.org/10.1021/acs.est.0c05689>
- Jenkin, M. E., Saunders, S. M., & Pilling, M. J. (1997). The tropospheric degradation of volatile organic compounds: A protocol for mechanism development. *Atmospheric Environment*, 31, 81–104. [https://doi.org/10.1016/S1352-2310\(96\)00105-7](https://doi.org/10.1016/S1352-2310(96)00105-7)
- Jenkin, M. E., Young, J. C., & Rickard, A. R. (2015). The MCM v3.3.1 degradation scheme for isoprene. *Atmospheric Chemistry and Physics*, 15(20), 11433–11459. <https://doi.org/10.5194/acp-15-11433-2015>
- Kenagy, H. S., Sparks, T. L., Wooldridge, P. J., Weinheimer, A. J., Ryerson, T. B., Blake, D. R., et al. (2020). Evidence of nighttime production of organic nitrates during SEAC4RS, frappé, and KORUS-AQ. *Geophysical Research Letters*, 47(11), e2020GL087860. <https://doi.org/10.1029/2020gl087860>
- Kiendler-Scharr, A., Mensah, A. A., Friese, E., Topping, D., Nemitz, E., Prevot, A. S. H., et al. (2016). Ubiquity of organic nitrates from nighttime chemistry in the European submicron aerosol. *Geophysical Research Letters*, 43(14), 7735–7744. <https://doi.org/10.1002/2016gl069239>
- Kleindienst, T. E., Lewandowski, M., Offenberg, J. H., Jaoui, M., & Edney, E. O. (2007). Ozone-isoprene reaction: Re-examination of the formation of secondary organic aerosol. *Geophysical Research Letters*, 34(1), L01805. <https://doi.org/10.1029/2006gl027485>
- Kroll, J. H., Ng, N. L., Murphy, S. M., Flagan, R. C., & Seinfeld, J. H. (2005). Secondary organic aerosol formation from isoprene photooxidation under high-NO_x conditions. *Geophysical Research Letters*, 32(18). <https://doi.org/10.1029/2005gl023637>
- Kwan, A. J., Chan, A. W. H., Ng, N. L., Kjaergaard, H. G., Seinfeld, J. H., & Wennberg, P. O. (2012). Peroxy radical chemistry and OH radical production during the NO₃-initiated oxidation of isoprene. *Atmospheric Chemistry and Physics*, 12(16), 7499–7515. <https://doi.org/10.5194/acp-12-7499-2012>
- Kwok, E. S. C., Aschmann, S. M., Arey, J., & Atkinson, R. (1996). Product formation from the reaction of the NO₃ radical with isoprene and rate constants for the reactions of methacrolein and methyl vinyl ketone with the NO₃ radical. *International Journal of Chemical Kinetics*, 28(12), 925–934. [https://doi.org/10.1002/\(sici\)1097-4601\(1996\)28:12<925::Aid-kin10>3.0.Co;2-b](https://doi.org/10.1002/(sici)1097-4601(1996)28:12<925::Aid-kin10>3.0.Co;2-b)
- Le Breton, M., Hallquist, A. M., Pathak, R. K., Simpson, D., Wang, Y., Johansson, J., et al. (2018). Chlorine oxidation of VOCs at a semi-rural site in Beijing: Significant chlorine liberation from ClNO₂ and subsequent gas- and particle-phase Cl-voc production. *Atmospheric Chemistry and Physics*, 18(17), 13013–13030. <https://doi.org/10.5194/acp-18-13013-2018>
- Le Breton, M., Wang, Y., Hallquist, A. M., Pathak, R. K., Zheng, J., Yang, Y., et al. (2018). Online gas- and particle-phase measurements of organosulfates, organosulfonates and nitrooxy organosulfates in Beijing utilizing a FIGAERO ToF-CIMS. *Atmospheric Chemistry and Physics*, 18(14), 10355–10371. <https://doi.org/10.5194/acp-18-10355-2018>
- Lee, B. H., Lopez-Hilfiker, F. D., Mohr, C., Kurten, T., Worsnop, D. R., & Thornton, J. A. (2014). An iodide-adduct high-resolution time-of-flight chemical-ionization mass spectrometer: Application to atmospheric inorganic and organic compounds. *Environmental Science and Technology*, 48(11), 6309–6317. <https://doi.org/10.1021/es500362a>
- Lee, B. H., Mohr, C., Lopez-Hilfiker, F. D., Lutz, A., Hallquist, M., Lee, L., et al. (2016). Highly functionalized organic nitrates in the southeast United States: Contribution to secondary organic aerosol and reactive nitrogen budgets. *Proceedings of the National Academy of Sciences of the USA*, 113(6), 1516–1521. <https://doi.org/10.1073/pnas.1508108113>
- Lee, L., Teng, A. P., Wennberg, P. O., Crounse, J. D., & Cohen, R. C. (2014). On rates and mechanisms of OH and O₃ reactions with isoprene-derived hydroxy nitrates. *The Journal of Physical Chemistry A*, 118(9), 1622–1637. <https://doi.org/10.1021/jp4107603>

- Li, J., Wang, Y., & Qu, H. (2019). Dependence of summertime surface ozone on NO_x and VOC emissions over the United States: Peak time and value. *Geophysical Research Letters*, *46*(6), 3540–3550. <https://doi.org/10.1029/2018gl081823>
- Lopez-Hilfiker, F. D., Iyer, S., Mohr, C., Lee, B. H., D'Ambro, E. L., Kurtén, T., & Thornton, J. A. (2016). Constraining the sensitivity of iodide adduct chemical ionization mass spectrometry to multifunctional organic molecules using the collision limit and thermodynamic stability of iodide ion adducts. *Atmospheric Measurement Techniques*, *9*(4), 1505–1512. <https://doi.org/10.5194/amt-9-1505-2016>
- McFiggans, G., Mentel, T. F., Wildt, J., Pullinen, I., Kang, S., Kleist, E., et al. (2019). Secondary organic aerosol reduced by mixture of atmospheric vapours. *Nature*, *565*(7741), 587–593. <https://doi.org/10.1038/s41586-018-0871-y>
- Müller, J. F., Peeters, J., & Stavrou, T. (2014). Fast photolysis of carbonyl nitrates from isoprene. *Atmospheric Chemistry and Physics*, *14*(5), 2497–2508. <https://doi.org/10.5194/acp-14-2497-2014>
- Ng, N. L., Kwan, A. J., Surratt, J. D., Chan, A. W. H., Chhabra, P. S., Sorooshian, A., et al. (2008). Secondary organic aerosol (SOA) formation from reaction of isoprene with nitrate radicals (NO_3). *Atmospheric Chemistry and Physics*, *8*(14), 4117–4140. <https://doi.org/10.5194/acp-8-4117-2008>
- Novelli, A., Cho, C., Fuchs, H., Hofzumahaus, A., Rohrer, F., Tillmann, R., et al. (2021). Experimental and theoretical study on the impact of a nitrate group on the chemistry of alkoxy radicals. *Physical Chemistry Chemical Physics*, *23*(9), 5474–5495. <https://doi.org/10.1039/D0CP05555G>
- Novelli, A., Vereecken, L., Bohn, B., Dorn, H. P., Gkatzelis, G. I., Hofzumahaus, A., et al. (2020). Importance of isomerization reactions for OH radical regeneration from the photo-oxidation of isoprene investigated in the atmospheric simulation chamber SAPHIR. *Atmospheric Chemistry and Physics*, *20*(6), 3333–3355. <https://doi.org/10.5194/acp-20-3333-2020>
- Peeters, J., Müller, J.-F., Stavrou, T., & Nguyen, V. S. (2014). Hydroxyl radical recycling in isoprene oxidation driven by hydrogen bonding and hydrogen tunneling: The upgraded LIM1 mechanism. *The Journal of Physical Chemistry A*, *118*(38), 8625–8643. <https://doi.org/10.1021/jp5033146>
- Peng, X., Wang, T., Wang, W., Ravishankara, A. R., George, C., Xia, M., et al. (2022). Photodissociation of particulate nitrate as a source of daytime tropospheric Cl_2 . *Nature Communications*, *13*, 939. <https://doi.org/10.1038/s41467-022-28383-9>
- Pfrang, C., King, M. D., Canosa-Mas, C. E., & Wayne, R. P. (2006). Structure–activity relations (SARs) for gas-phase reactions of NO_3 , OH and O_3 with alkenes: An update. *Atmospheric Environment*, *40*(6), 1180–1186. <https://doi.org/10.1016/j.atmosenv.2005.09.080>
- Praske, E., Crounse, J. D., Bates, K. H., Kurtén, T., Kjaergaard, H. G., & Wennberg, P. O. (2015). Atmospheric fate of methyl vinyl ketone: Peroxy radical reactions with NO and HO_2 . *The Journal of Physical Chemistry A*, *119*(19), 4562–4572. <https://doi.org/10.1021/jp5107058>
- Rohrer, F., Bohn, B., Brauers, T., Brüning, D., Johnen, F. J., Wahner, A., & Kleffmann, J. (2005). Characterisation of the photolytic HONO-source in the atmosphere simulation chamber SAPHIR. *Atmospheric Chemistry and Physics*, *5*(8), 2189–2201. <https://doi.org/10.5194/acp-5-2189-2005>
- Saunders, S. M., Jenkin, M. E., Derwent, R. G., & Pilling, M. J. (2003). Protocol for the development of the Master Chemical Mechanism, MCM v3 (Part A): Tropospheric degradation of non-aromatic volatile organic compounds. *Atmospheric Chemistry and Physics*, *3*, 161–180. <https://doi.org/10.5194/acp-3-161-2003>
- Schwantes, R. H., Charan, S. M., Bates, K. H., Huang, Y., Nguyen, T. B., Mai, H., et al. (2019). Low-volatility compounds contribute significantly to isoprene secondary organic aerosol (SOA) under high- NO_x conditions. *Atmospheric Chemistry and Physics*, *19*(11), 7255–7278. <https://doi.org/10.5194/acp-19-7255-2019>
- Schwantes, R. H., Emmons, L. K., Orlando, J. J., Barth, M. C., Tyndall, G. S., Hall, S. R., et al. (2020). Comprehensive isoprene and terpene gas-phase chemistry improves simulated surface ozone in the southeastern US. *Atmospheric Chemistry and Physics*, *20*(6), 3739–3776. <https://doi.org/10.5194/acp-20-3739-2020>
- Schwantes, R. H., Teng, A. P., Nguyen, T. B., Coggon, M. M., Crounse, J. D., St Clair, J. M., et al. (2015). Isoprene NO_3 oxidation products from the $\text{RO}_2 + \text{HO}_2$ pathway. *The Journal of Physical Chemistry A*, *119*(40), 10158–10171. <https://doi.org/10.1021/acs.jpca.5b06355>
- Shrivastava, M., Cappa, C. D., Fan, J., Goldstein, A. H., Guenther, A. B., Jimenez, J. L., et al. (2017). Recent advances in understanding secondary organic aerosol: Implications for global climate forcing. *Reviews of Geophysics*, *55*(2), 509–559. <https://doi.org/10.1002/2016rg000540>
- Thornton, J. A., Shilling, J. E., Shrivastava, M., D'Ambro, E. L., Zawadowicz, M. A., & Liu, J. (2020). A near-explicit mechanistic evaluation of isoprene photochemical secondary organic aerosol formation and evolution: Simulations of multiple chamber experiments with and without added NO_x . *ACS Earth and Space Chemistry*, *4*(7), 1161–1181. <https://doi.org/10.1021/acsearthspacechem.0c00118>
- Tsiligiannis, E., Hammes, J., Salvador, C. M., Mentel, T. F., & Hallquist, M. (2019). Effect of NO_x on 1,3,5-trimethylbenzene (TMB) oxidation product distribution and particle formation. *Atmospheric Chemistry and Physics*, *19*(23), 15073–15086. <https://doi.org/10.5194/acp-19-15073-2019>
- Vasquez, K. T., Crounse, J. D., Schulze, B. C., Bates, K. H., Teng, A. P., Xu, L., et al. (2020). Rapid hydrolysis of tertiary isoprene nitrate efficiently removes NO_x from the atmosphere. *Proceedings of the National Academy of Sciences*, *117*(52), 33011–33016. 202017442. <https://doi.org/10.1073/pnas.2017442117>
- Vereecken, L., Carlsson, P. T. M., Novelli, A., Bernard, F., Brown, S. S., Cho, C., et al. (2021). Theoretical and experimental study of peroxy and alkoxy radicals in the NO_3 -initiated oxidation of isoprene. *Physical Chemistry Chemical Physics*, *23*(9), 5496–5515. <https://doi.org/10.1039/D0CP06267G>
- Vereecken, L., & Peeters, J. (2009). Decomposition of substituted alkoxy radicals—Part I: A generalized structure–activity relationship for reaction barrier heights. *Physical Chemistry Chemical Physics*, *11*(40), 9062–9074. <https://doi.org/10.1039/B909712K>
- Watne, A. K., Psichoudaki, M., Ljungstrom, E., Le Breton, M., Hallquist, M., Jerksjo, M., et al. (2018). Fresh and oxidized emissions from in-use Transit Buses running on Diesel, Biodiesel, and CNG. *Environmental Science and Technology*, *52*(14), 7720–7728. <https://doi.org/10.1021/acs.est.8b01394>
- Wennberg, P. O., Bates, K. H., Crounse, J. D., Dodson, L. G., McVay, R. C., Mertens, L. A., et al. (2018). Gas-phase reactions of isoprene and its major oxidation products. *Chemical Reviews*, *118*(7), 3337–3390. <https://doi.org/10.1021/acs.chemrev.7b00439>
- Wu, R., Vereecken, L., Tsiligiannis, E., Kang, S., Albrecht, S. R., Hantschke, L., et al. (2021). Molecular composition and volatility of multi-generation products formed from isoprene oxidation by nitrate radical. *Atmospheric Chemistry and Physics*, *21*(13), 10799–10824. <https://doi.org/10.5194/acp-21-10799-2021>
- Xiong, F., Borca, C. H., Slipchenko, L. V., & Shepson, P. B. (2016). Photochemical degradation of isoprene-derived 4,1-nitrooxy enal. *Atmospheric Chemistry and Physics*, *16*(9), 5595–5610. <https://doi.org/10.5194/acp-16-5595-2016>
- Xu, Z. N., Nie, W., Liu, Y. L., Sun, P., Huang, D. D., Yan, C., et al. (2021). Multifunctional products of isoprene oxidation in polluted atmosphere and their contribution to SOA. *Geophysical Research Letters*, *48*(1), e2020GL089276. <https://doi.org/10.1029/2020GL089276>
- Ye, C., Yuan, B., Lin, Y., Wang, Z., Hu, W., Li, T., et al. (2021). Chemical characterization of oxygenated organic compounds in the gas phase and particle phase using iodide CIMS with FIGAERO in urban air. *Atmospheric Chemistry and Physics*, *21*(11), 8455–8478. <https://doi.org/10.5194/acp-21-8455-2021>

- Zaveri, R. A., Shilling, J. E., Fast, J. D., & Springston, S. R. (2020). Efficient nighttime biogenic SOA formation in a polluted residual layer. *Journal of Geophysical Research: Atmospheres*, *125*(6), e2019JD031583. <https://doi.org/10.1029/2019JD031583>
- Zhao, D., Pullinen, I., Fuchs, H., Schrade, S., Wu, R., Acir, I. H., et al. (2021). Highly oxygenated organic molecule (HOM) formation in the isoprene oxidation by NO₃ radical. *Atmospheric Chemistry and Physics*, *21*(12), 9681–9704. <https://doi.org/10.5194/acp-21-9681-2021>

References From the Supporting Information

- Albrecht, S. R., Novelli, A., Hofzumahaus, A., Kang, S., Baker, Y., Mentel, T., et al. (2019). Measurements of hydroperoxy radicals (HO₂) at atmospheric concentrations using bromide chemical ionisation mass spectrometry. *Atmospheric Measurement Techniques*, *12*(2), 891–902. <https://doi.org/10.5194/amt-12-891-2019>
- Dörich, R., Eger, P., Lelieveld, J., & Crowley, J. N. (2021). Iodide CIMS and m/z 62: The detection of HNO₃ as NO₃⁻ in the presence of PAN, peroxyacetic acid and ozone. *Atmospheric Measurement Techniques*, *14*(8), 5319–5332. <https://doi.org/10.5194/amt-14-5319-2021>
- Faxon, C., Hammes, J., Le Breton, M., Pathak, R. K., & Hallquist, M. (2018). Characterization of organic nitrate constituents of secondary organic aerosol (SOA) from nitrate-radical-initiated oxidation of limonene using high-resolution chemical ionization mass spectrometry. *Atmospheric Chemistry and Physics*, *18*(8), 5467–5481. <https://doi.org/10.5194/acp-18-5467-2018>
- Iyer, S., Lopez-Hilfiker, F., Lee, B. H., Thornton, J. A., & Kurten, T. (2016). Modeling the detection of organic and inorganic compounds using iodide-based chemical ionization. *The Journal of Physical Chemistry A*, *120*(4), 576–587. <https://doi.org/10.1021/acs.jpca.5b09837>
- Jenkin, M. E., Valorso, R., Aumont, B., & Rickard, A. R. (2019). Estimation of rate coefficients and branching ratios for reactions of organic peroxy radicals for use in automated mechanism construction. *Atmospheric Chemistry and Physics*, *19*(11), 7691–7717. <https://doi.org/10.5194/acp-19-7691-2019>
- Kerdouci, J., Picquet-Varrault, B., & Doussin, J.-F. (2014). Structure–activity relationship for the gas-phase reactions of NO₃ radical with organic compounds: Update and extension to aldehydes. *Atmospheric Environment*, *84*, 363–372. <https://doi.org/10.1016/j.atmosenv.2013.11.024>
- Lopez-Hilfiker, F. D., Mohr, C., Ehn, M., Rubach, F., Kleist, E., Wildt, J., et al. (2014). A novel method for online analysis of gas and particle composition: Description and evaluation of a filter inlet for gases and AEROSols (FIGAERO). *Atmospheric Measurement Techniques*, *7*(4), 983–1001. <https://doi.org/10.5194/amt-7-983-2014>
- Vereecken, L., & Nozière, B. (2020). H migration in peroxy radicals under atmospheric conditions. *Atmospheric Chemistry and Physics*, *20*(12), 7429–7458. <https://doi.org/10.5194/acp-20-7429-2020>
- Veres, P., Roberts, J. M., Warneke, C., Welsh-Bon, D., Zahniser, M., Herndon, S., et al. (2008). Development of negative-ion proton-transfer chemical-ionization mass spectrometry (NI-PT-CIMS) for the measurement of gas-phase organic acids in the atmosphere. *International Journal of Mass Spectrometry*, *274*(1–3), 48–55. <https://doi.org/10.1016/j.ijms.2008.04.032>
- Zhang, W., & Zhang, H. (2021). Secondary ion chemistry mediated by ozone and acidic organic molecules in iodide-adduct chemical ionization mass spectrometry. *Analytical Chemistry*, *93*(24), 8595–8602. <https://doi.org/10.1021/acs.analchem.1c01486>