



Deposited via The University of Leeds.

White Rose Research Online URL for this paper:

<https://eprints.whiterose.ac.uk/id/eprint/99040/>

Version: Accepted Version

Article:

Overbo, A, Williams, AR, Evans, B et al. (2016) On-plot drinking water supplies and health: a systematic review. *International Journal of Hygiene and Environmental Health*, 219 (4-5). pp. 317-330. ISSN: 1438-4639

<https://doi.org/10.1016/j.ijheh.2016.04.008>

© 2016, Elsevier. Licensed under the Creative Commons Attribution-NonCommercial-NoDerivatives 4.0 International <http://creativecommons.org/licenses/by-nc-nd/4.0/>

Reuse

Items deposited in White Rose Research Online are protected by copyright, with all rights reserved unless indicated otherwise. They may be downloaded and/or printed for private study, or other acts as permitted by national copyright laws. The publisher or other rights holders may allow further reproduction and re-use of the full text version. This is indicated by the licence information on the White Rose Research Online record for the item.


Takedown

If you consider content in White Rose Research Online to be in breach of UK law, please notify us by emailing eprints@whiterose.ac.uk including the URL of the record and the reason for the withdrawal request.

Accepted Manuscript

Title: On-plot drinking water supplies and health: a systematic review

Author: Alycia Overbo Ashley R. Williams Barbara Evans
Paul R. Hunter Jamie Bartram



PII: S1438-4639(16)30031-1
DOI: <http://dx.doi.org/doi:10.1016/j.ijheh.2016.04.008>
Reference: IJHEH 12922

To appear in:

Received date: 29-9-2015
Revised date: 26-2-2016
Accepted date: 14-4-2016

Please cite this article as: Overbo, Alycia, Williams, Ashley R., Evans, Barbara, Hunter, Paul R., Bartram, Jamie, On-plot drinking water supplies and health: a systematic review. *International Journal of Hygiene and Environmental Health* <http://dx.doi.org/10.1016/j.ijheh.2016.04.008>

This is a PDF file of an unedited manuscript that has been accepted for publication. As a service to our customers we are providing this early version of the manuscript. The manuscript will undergo copyediting, typesetting, and review of the resulting proof before it is published in its final form. Please note that during the production process errors may be discovered which could affect the content, and all legal disclaimers that apply to the journal pertain.

Title: On-plot drinking water supplies and health: a systematic review**Authors**

Alycia Overbo^{a*}, Ashley R. Williams^a, Barbara Evans^b, Paul R. Hunter^c, & Jamie Bartram^a

^aThe Water Institute, University of North Carolina at Chapel Hill

^bInstitute of Public Health and Environmental Engineering, University of Leeds

^cNorwich Medical School, University of East Anglia

*Corresponding author

135 Dauer Drive, CB#7431, Chapel Hill, NC 27599, United States

Overbo@live.unc.edu

Abstract

Many studies have found that household access to water supplies near or within the household plot can reduce the probability of diarrhea, trachoma, and other water-related diseases, and it is generally accepted that on-plot water supplies produce health benefits for households. However, the body of research literature has not been analyzed to weigh the evidence supporting this. A systematic review was conducted to investigate the impacts of on-plot water supplies on diarrhea, trachoma, child growth, and water-related diseases, to further examine the relationship between household health and distance to water source and to assess whether on-plot water supplies generate health gains for households. Studies provide evidence that households with on-plot water supplies experience fewer diarrheal and helminth infections and greater child height. Findings suggest that water-washed (hygiene associated) diseases are more strongly impacted by on-plot water access than waterborne diseases. Few studies analyzed the effects of on-plot water access on quantity of domestic water used, hygiene behavior, and use of multiple water sources, and the lack of evidence for these relationships reveals an important gap in current literature. The review findings indicate that on-plot water access is a useful health indicator and benchmark for the progressive realization of the Sustainable Development Goal target of universal safe water access as well as the human right to safe water.

Keywords: water supply; diarrheal disease; child nutritional status; geohelminth; Sustainable Development Goals

Introduction

Water access mediates the transmission and prevention of many infectious diseases. The Bradley Classification groups water-related infections in four categories: waterborne; water-washed; water-based; and water-related insect vectors (Table 1) (White et al., 1972). The categories are non-exclusive; several waterborne infectious diseases can also be water-washed (Bartram and Hunter, 2015).

[Table 1]

Access to on-plot water sources may reduce exposure to waterborne pathogens through reduced risk of contamination at the source, during collection, or during household storage (Wright et al., 2004; Bain et al., 2014b; Shields et al., 2015). Regardless of source water quality, contamination of stored water can occur when left uncovered (Hoque et al., 2006) or when hands or utensils are dipped into the container (Heitzinger et al., 2015).

Water-washed diseases may also be mitigated through proximity to water sources. Households in close proximity to their primary water sources experience less diarrhea (Gorter et al., 1991; Wang and Hunter, 2010) and trachoma (Marx, 1989; Golovaty et al., 2009). They also have been shown to spend less time collecting water (Aiga and Umenai, 2002), use greater quantities of water (Bailey et al., 1991; Polack et al., 2006), and practice improved hygiene behavior (Cairncross and Cliff, 1987; Curtis et al., 1995). Health benefits of hygiene reflect the Mills Reincke phenomenon (Sedgwick and MacNutt, 1908) of multiple health gains; for example, hygiene has been shown to reduce risk and prevalence of respiratory infections (Ryan et al., 2001; Rabie and Curtis, 2006), trachoma (Taylor et al., 1989; West et al., 1995), and diarrhea (Aung Myo and Thein, 1989; Cairncross et al., 2010). Repeated episodes of diarrhea have adverse effects on nutrition and growth in children (Black et al., 1984; Checkley et al., 2003), and the use of improved water sources, defined as water sources protected from outside contamination (WHO/UNICEF, 2012), has been associated with improved child height and weight outcomes (Tomkins et al., 1978; Esrey et al., 1988).

Individuals with on-plot access to water may enjoy health benefits through greater water availability, greater quantity of water available for hygiene, and decreased contamination risks (Figure 1). However, service reliability can affect potential health gains from on-plot water access. Households with more reliable water service have been shown to experience less diarrhea (Majuru et al., 2011) and bloody diarrhea (Ercumen et al., 2015) than households with intermittent service.

[Figure 1]

The importance of access to a water supply at home has been recognized by the international community; the percentage of the population using a safely-managed water service at home is a proposed indicator for the Sustainable Development

Goal of universal access to safe drinking water by 2030 (WHO/UNICEF, 2014). Despite the evidence for health gains from improved water access, the published literature provides little insight into the scope and magnitude of health impacts achieved through having an on-plot water supply for drinking water and domestic activities compared to using a water supply off premises. Additionally, the relative impact of on-plot water access on waterborne and water-washed diseases and observed mechanisms behind health effects are unclear. To fill this gap we conducted a systematic review of peer-reviewed literature on the health impacts of on-plot water sources on a selection of water-related diseases and child growth.

Methods

The literature search was conducted in July 2013 in three databases of peer-reviewed articles, Embase, Global Health, and PubMed, and updated in January 2016. The search strategy was in English and included terms describing water sources within the household dwelling or plot, water-related pathogens, and health outcomes (Table 2), which were entered and searched concurrently. No search limits on publication date, language, or study location were used. Search results were downloaded into RefWorks (ProQuest LLC, 2016) for the removal of duplicate results and screening. The bibliographies of accepted studies were reviewed for relevant studies.

[Table 2]

Two reviewers (AO and ARW) independently screened all retrieved titles and identified potentially relevant studies for abstract review. Studies investigating water-related health outcomes, hygiene, household water access, and water supply interventions were included. The review aimed to evaluate health effects of having water supplies on premises in non-emergency settings and characterize the effects of increased water availability, therefore studies examining health outcomes in the following conditions were excluded in title screening: disease outbreaks; suspected water contamination events; natural disasters; conflicts; and refugee camps.

In abstract review, studies analyzing household water access or household environmental conditions as risk factors for water-related health outcomes were identified for full-text review. Secondary research, qualitative studies, and water quality studies lacking health outcome data were excluded.

Studies excluded in the full-text review had one or more of the following characteristics: health outcomes not included in the search strategy (Table 2); unclear definitions, diagnoses, or rationales for health outcomes; recall periods exceeding two weeks for self-reported diarrhea; and lack of statistical analysis of on-plot water supplies and health outcomes.

Studies included in full-text review had all of the following characteristics: collected primary data; were conducted in non-emergency settings; conducted quantitative, statistical analysis on included health outcomes; and analyzed health effects of on-plot water access compared to off-plot water access.

On-plot water sources were defined as household piped connections (irrespective of source), yard taps, roof storage tanks, and protected and unprotected wells, provided that these were located on the premises. Some studies distinguished between 'improved' water sources, such as piped connections, protected springs, protected wells and rainwater harvesting, and 'unimproved' water sources, such as unprotected wells, tanker-trucks, bottled water, and surface water (WHO/UNICEF, 2012). When water source location or type was unclear, authors were contacted for clarification.

Full texts published in languages other than English were translated using Google Translate. Studies published in multiple papers were included once in the review unless papers reported on different health outcomes. A single reviewer (AO) performed data extraction for accepted papers. The following study data was extracted from each paper: author; year; health outcomes analyzed; design; location and setting; dates and duration; participant selection methods; data collection methods; age and number of participants; collection of socioeconomic data; water source types; outcome definition; statistical tests; statistical findings; and statement on funding or conflict of interest. Reported findings on potential mediators of on-plot access were also extracted, including: use of multiple sources; intermittent service; water quantity and quality; and distance to water source.

Studies accepted in the full-text screening were assessed for rigor in study design and reporting. Rigor criteria relevant to all study designs and health outcomes were developed based on the STROBE reporting guidelines for observational studies (von Elm et al., 2007). Criteria were developed to address potential sources of error or bias in participant selection, measurement, setting exposures, and reporting. Rigor was assessed based on the following: description of study setting; description of study time frame; randomized or systematic participant selection; description of data collection methods; use of regression or adjusted analysis; and statement of funding or conflict of interest. Regression or adjusted analysis was weighted to account for confounder adjustment as well as individual-level analysis (Blum and Feachem, 1983). Binary classifications were used to evaluate each criterion, and the score for each study was calculated as the number of total points (scale 0–7). Studies scoring >5 were considered rigorous in study design and reporting; studies scoring ≤5 were considered less rigorous.

Meta-analysis was deemed inappropriate due to heterogeneity in study designs, methods, and settings. A harvest plot (Ogilvie et al., 2008) was populated by extracted study data and used to assess weight of evidence. Each study was

represented in the harvest plot by a bar and was grouped by health outcome: grey bars represented studies using bivariate, Chi-squared, or t-tests in analyses; black bars represented studies using multivariate or logistic analysis; short bars represented cross-sectional studies; medium-height bars represented case-control studies, and tall bars represented longitudinal or cohort studies. Statistically significant health benefits were those reported as significant at the $p \leq 0.05$ level in bivariate, multivariate, or chi-squared analyses. Assessed rigor scores were displayed above the study bar and studies were ordered by study rigor and design.

In the narrative synthesis, extracted findings on health outcomes were grouped by study rigor. Health findings from all rigorous studies were included in the narrative synthesis, and key health findings from less rigorous studies were included. Extracted findings from all papers on mediating factors including water source type, quality, quantity, storage, reliability, and distance to source were grouped by topic. Tables were populated by extracted data and sums were calculated using Microsoft Excel (Microsoft Corporation, 2011).

Results

Search results

The original search yielded 2,857 studies and an additional 745 studies were retrieved in January 2016 for a total of 3,602 studies (Figure 2). Twenty-two studies met the inclusion criteria and 10 additional studies were identified from bibliographies, resulting in 32 studies included in the review.

[Figure 2]

Study characteristics

The included studies contained 24 findings on diarrheal diseases, six on helminth infections, four on hepatitis A, four on child height, four on respiratory disease, three on skin infections, and one each on child weight, child weight-for-height, and trachoma. Eight studies reported multiple health outcomes included in the review (Checkley et al., 2004; Henry, 1981; Mason et al., 1986; Mukalay et al., 2010; Rajasekaran et al., 1977; Ryder et al., 1985; Thomas et al., 2016; Wang et al., 1989). Study design varied across health outcomes (Table 3). Studies were conducted in 24 countries and were concentrated in Sub-Saharan Africa, Southern Asia, developed regions, and Latin America and the Caribbean (Figure 3). Most studies were conducted in low- and middle-income countries; six were conducted in the United States. Over half of the studies (17) were conducted in rural areas; eight studies were conducted in urban and peri-urban areas, four were

conducted in both urban and rural areas, and three did not report the setting (Table 4). One study was published in French (Mukalay et al., 2010); the remaining 31 were published in English.

[Table 3, Figure 3, Table 4]

Seventeen studies were rigorous (meeting 6 or more rigor criteria); all rigorous studies adjusted for or assessed the confounding effects of socioeconomic effects except two conducted in rural United States (Bulkow et al., 2012; Thomas et al., 2016). Eight of 15 less rigorous studies assessed effects of socioeconomic status in the analysis. Thirteen studies had durations of a year or longer, nine of which were rigorous (Aluisio et al., 2015; Bukenya et al., 1991; Bulkow et al., 2012; Checkley et al., 2004; Devoto et al., 2011; Molbak et al., 1997; Thomas et al., 2016; van der Hoek et al., 2001; van der Hoek et al., 2002). Common reporting omissions and sources of potential bias identified were non-systematic or non-representative participant selection, unadjusted statistical analysis, and non-disclosure of funding or conflict of interest (Table 5).

[Table 5]

Type of water source

Five studies investigated the health impacts of on-plot water sources other than piped connections, examining use of on-plot wells (Aluisio et al., 2015; Schemann et al., 2002; Stewart et al., 1955; van der Hoek et al., 2002; van der Hoek et al., 2001). Several diarrhea studies compared health effects of on-plot water supplies with multiple water sources types, such as public standpipes, wells, springs, and rivers. All other included studies used binary water variables in the analysis to compare households with on-plot and off-plot water supplies; some specified the water source types. Five studies investigated household use of multiple water sources; one reported exclusive use of the on-plot water source (Devoto et al., 2011), one reported rainwater as an alternative source (Dos Santos et al., 2015), and three reported use of multiple on- and off-plot sources (Brown et al., 2013; Henry, 1981; Wang et al., 1989).

Health impacts

Diarrheal diseases

Nineteen studies investigated diarrheal disease (Table 4) and reported 24 relevant findings: 13 statistically significant findings of lower risk of diarrhea among participants with on-plot water supplies; 9 findings of no significant effect; and two

findings of significantly higher odds or prevalence of diarrhea associated with use of on-plot water supplies. Twelve findings were from rigorous studies and 12 were from less rigorous studies (Figure 4). Fourteen findings were on self-reported diarrhea of unknown etiology.

[Figure 4]

Among the ten rigorous studies on self-reported diarrhea, five studies found a significant association between on-plot water supplies and lower risk of diarrhea (Brown et al., 2013; Bukenya et al., 1991; Dos Santos et al., 2015; Molbak et al., 1997; van der Hoek et al., 2001). Households in Vietnam with on-plot water supplies had significantly lower longitudinal diarrhea prevalence than households with access to improved sources off plot (longitudinal prevalence ratio (LPR)=0.59, 95% CI: 0.39-0.91 ($p=0.018$)) (Brown et al., 2013). In Pakistan, odds of diarrhea were significantly higher for individuals lacking on-plot water supplies than for individuals with on-plot water (OR=1.52, 95% CI: 1.12-2.05) (van der Hoek et al., 2001). A study in Guinea-Bissau found significantly higher incidence of diarrhea among children from households using protected (rate ratio (RR)=1.28, 95% CI: 1.07-1.54) and unprotected (RR=1.42, 95% CI: 1.09-1.85) water supplies off plot compared to children from households using protected sources on-plot; household use of unprotected sources on-plot was also associated with significantly higher incidence than use of protected sources on-plot (OR=1.51, 95% CI: 1.18-1.94; overall trend $p=0.003$) (Molbak et al., 1997). Children from households lacking on-plot water supply in Papua New Guinea had significantly higher diarrhea incidence compared to children from households with on-plot supply (incidence density ratio (IDR)=1.56, 95% CI: 1.25-1.87, $p<0.01$) (Bukenya et al., 1991). Households with on-plot water access in Burkina Faso had lower odds of child diarrhea than households collecting water from sources between 5-30 minutes away (OR=0.57, $p<0.10$), but significantly lower odds of diarrhea than households with over 30-minute collection time (OR=1.29, $p<0.01$) (Dos Santos et al., 2015).

Five rigorous studies reported no significant effects of on-plot access on diarrhea, but results were indicative of the importance of water availability. Children in a peri-urban community in Peru with the worst water and sanitation conditions (no on-plot water, small water storage containers, lack of sewerage) experienced 2% higher risk of diarrhea (95% CI: 1.00-1.04, $p=0.057$) than children with the best conditions (on-plot water, large water storage containers, sewerage); however, risk of diarrhea was not significantly different between households with on-plot sources and households using standpipes or cisterns (hazard ratio (HR)=1.09, 95% CI: 0.60-1.98) or neighbors' water source (HR=1.21, 95% CI: 0.96-1.52) (Checkley et al., 2004). Children from households in Afghanistan lacking water on-plot were found to have higher risk of diarrhea than children from households with on-plot access in the univariate analysis, but not the multivariate analysis (HR=1.08, 95% CI: 0.95-1.23, $p=0.239$) (Aluisio et al., 2015). Findings from studies in Brazil and Malaysia were suggestive of an association between access to indoor on-plot water supply and diarrhea, but not significant ($p=0.08$).

(Fuchs and Victora, 2002) (OR=1.73, 95% CI: 0.58-5.17) (Knight et al., 1992)). In urban Morocco, children and adults in households who gained access to on-plot water did not experience significant changes in diarrhea incidence compared to the control group, who used public taps, neighbors' taps, informal connections, or other water sources (RR=0.84, $p>0.05$) (Devoto et al., 2011). The analysis controlled for distance to the public tap and quantity of water consumption at baseline (Devoto et al., 2011). The authors suggested that the intervention did not have a significant impact on diarrhea outcomes because households already had access to water from neighbors' taps and public taps nearby, which exhibited similar water quality to on-plot household connections (Devoto et al., 2011).

Evidence from rigorous studies was divided on the effects of on-plot water access on self-reported diarrhea, but many studies reporting no significant effect had suggestive findings, indicating a possible relationship between diarrhea and on-plot water access. Three of four less rigorous studies on self-reported diarrhea found a significant health benefit from having on-plot water.

Few studies analyzing diarrheal etiology were found. One rigorous study found that use of on-plot water was not associated with giardiasis or cryptosporidiosis (Checkley et al., 2004). Among less rigorous studies, use of on-plot water was associated with lower incidence and prevalence of shigellosis among children ($p<0.05$) (Hollister et al., 1955; Rajasekaran et al., 1977; Stewart et al., 1955; Watt et al., 1953) and lower cholera incidence ($p=0.02$) (Wang et al., 1989). On-plot water access was not associated with prevalence of campylobacteriosis among children (Molbak et al., 1988) or household dysentery incidence (Wang et al., 1989). In two of the less rigorous studies not reporting a health benefit, children from households with on-plot water sources had significantly higher giardiasis and diarrhea prevalence than children from households using shared sources ($p<0.001$, $p<0.05$), but the statistical analyses were conducted by chi-squared tests and did not account for factors such as sanitation, hygiene, water source type, and water quality (Ryder et al., 1985; Mason et al., 1986).

Height, weight, and weight-for-height

Findings from the few studies that investigated child height and weight outcomes indicate that on-plot water supplies may be associated with greater height-for-age and weight-for-height but has no relationship to weight-for-age (Henry, 1981; Mukalay et al., 2010). All but one of the studies (Henry, 1981) on child height and weight either adjusted for or assessed effects of socioeconomic status in their analyses.

Evidence from two rigorous studies suggests a possible relationship between access to on-plot water and height-for-age. Children from households with on-plot water supplies and storage in Pakistan were found to be less likely to be stunted

(low height-for-age) than children using off-plot supplies in the partial model where water, sanitation, and hygiene factors were analyzed separately in adjusted analyses (OR=3.28, 95% CI: 1.12-9.58), but there was no significant difference in the full model jointly analyzing water, sanitation, and hygiene (van der Hoek et al., 2002). However, children with on-plot water but lacking water storage were significantly more likely to be stunted than those children with on-plot water and storage in the full model (OR=2.95, 95% CI: 1.08-8.03), indicating that continuous water availability was associated with greater height-for-age (van der Hoek et al., 2002). In Peru, children with on-plot water were 0.6 cm taller than children lacking on-plot water, however the result was marginally significant (95% CI: -0.1-1.4 cm) (Checkley et al., 2004).

A less rigorous study in the Democratic Republic of Congo found that children lacking on-plot water were significantly more likely to be stunted than children with on-plot water (OR=1.5, 95% CI: 1.1-1.9 ($p=0.006$)), but did not differ significantly in weight-for-height (Mukalay et al., 2010). Similarly, in a less rigorous study in St. Lucia, children with on-plot water supplies had significantly greater height-for-age than children using public taps ($p<0.05$) but did not differ in weight-for-age (Henry, 1981). However, children with on-plot water had significantly higher mean growth increments (kg) between ages 3-6 months ($p<0.05$) (Henry, 1981).

Trachoma, scabies, impetigo, and respiratory infection

One rigorous trachoma study reported significantly improved outcomes for households with on-plot water supplies. Households with on-plot water in Mali experienced significantly lower risk of active trachoma (OR=0.76, 95% CI: 0.68-0.86, $p<0.001$) and intense trachoma (OR=0.73, 95% CI: 0.55-0.96 ($p=0.0025$)) than households lacking indoor, on-plot water supplies (Schemann et al., 2002).

Two studies reported associations between on-plot water access and lower risk of skin infections. In rural Alaska, one rigorous study found that skin infections decreased by 20% (95% CI: 10-30%, $p=0.003$) across four villages after installation of on-plot water access (Thomas et al., 2016). A less rigorous study conducted in Panama found that incidence of impetigo and scabies was significantly lower among children from households with on-plot water than from households collecting water from a stream ($p<0.05$); however, the study analysis did not account for confounders (Ryder et al., 1985).

Findings suggest lower risk of skin infections among households with on-plot water access, but findings on respiratory infection were mixed. One rigorous study reported that respiratory infections significantly decreased across four villages after installation of piped water access (16%, 95% CI: 11-21%, $p<0.0001$) (Thomas et al., 2016). Risk of respiratory infection was not significantly different between households with and without on-plot access in a second rigorous study

(OR=0.64, 95% CI: 0.37-1.12, $p=0.117$) (Bulkow et al., 2012) and two less rigorous studies (Ryder et al., 1985; Singleton et al., 2003). In two studies reporting no effect, cases were defined by hospitalization with respiratory disease, and were found to be statistically more likely to be premature (Bulkow et al., 2012; Singleton et al., 2003) or high-risk infants (Bulkow et al., 2012), which could limit comparability between case and control status.

Hepatitis A

Evidence on health effects of on-plot water access on hepatitis A was divided and lower quality. Findings from two of four studies on hepatitis A suggest potential health benefits from on-plot water supplies. No rigorous studies were found for hepatitis A. Children in Egypt lacking on-plot water were 3 times more likely to have hepatitis A virus (HAV) antibodies than children using on-plot water supplies (OR=3.0, 95% CI: 1.1-10.2 ($p<0.01$)), and in China, seroprevalence of HAV was 73% lower in households with on-plot water than households who collected surface water ($p<0.001$) (Salama et al., 2007; Wang et al., 1989).

Helminth infections

Three rigorous studies found statistically significant health benefits from on-plot water supplies on helminth infections (Traub et al., 2004; Steinmann et al., 2010; Nasr et al., 2013). In India, individuals lacking on-plot water supplies had nearly twice the odds of *Trichuris trichiura* infection than individuals with on-plot water (OR=1.9, 95% CI: 1.2-2.6 ($p=0.0122$)), but odds of hookworm and *Ascaris lumbricoides* infections were not significantly different between households with and without on-plot water (Traub et al., 2004). A study in Malaysia reported that children lacking on-plot water supplies had significantly higher odds of *Trichuris* infection (OR=2.9, 95% CI: 1.9-4.5 ($p<0.001$)), *Ascaris* infection (OR=2.2, 95% CI: 1.4-3.2 ($p<0.001$)), and hookworm infection (OR=1.7, 95% CI: 1.1-2.9 ($p=0.032$)) than children with on-plot water (Nasr et al., 2013). Children with on-plot water supplies in Kyrgyzstan experienced significantly lower odds of *Ascaris* than children using shared ring-wells, a borderline significant finding (OR=0.56, $p=0.057$) (Steinmann et al., 2010). On-plot water supplies were not significantly associated with prevalence of *Enterobius vermicularis* or *Dicrocoelium dendriticum* in this study (Steinmann et al., 2010). Overall, findings indicated an association between on-plot water access and lower risk of helminth infection. Proposed mechanisms for health benefits varied in each paper: Traub et al. (2004) suggested health gains from improved water availability for hygiene; Nasr et al. (2013) indicated higher water quality; and Steinmann et al. (2010) did not comment on a health mechanism.

Distance to source and collection time

Distance to household water sources was analyzed in three included studies. Prevalence of trachoma increased with distance to water source in Mali, although it was unclear if distance to source was measured or reported by study participants (Schemann et al., 2002). Odds of diarrhea were significantly lower among households with on-plot access compared to households with walk times between 5-30 minutes to source ($p<0.10$) and over 30 minutes ($p<0.01$), but odds of diarrhea were not significantly different among households with walk times under 5 minutes and between 5-30 minutes (Dos Santos et al., 2015). Households using public taps in Morocco had average distance of 112 m to their water source at baseline and spent 7.2 hours per week collecting water, but collection time and distance were not analyzed as risk factors for diarrhea (Devoto et al., 2011).

Water quantity, storage, and reliability

Six studies analyzed the relationship between on-plot water access and water quantity. Quantity of water use was estimated by metered water use (Brown et al., 2013; Thomas et al., 2016), user estimates (Brown et al., 2013; Schemann et al., 2002), household logs (Thomas et al., 2016), number of filled containers (Henry, 1981), or unreported methods (Devoto et al., 2011; Ryder et al., 1985). Five studies found that households with on-plot water supplies used greater quantities of water (Brown et al., 2013; Henry, 1981; Ryder et al., 1985; Thomas et al., 2016) and greater quantities for hygiene (Devoto et al., 2011). An inverse relationship between distance to source and quantity of water used was reported in Mali (Schemann et al., 2002). Prevalence of trachoma decreased progressively with increasing quantities of water used for face washing; statistical significance was not reported (Schemann et al., 2002). Households using between 20-50 L of water per capita per day experienced lower odds of diarrhea than households using under 10 L per capita per day in Burkina Faso (OR=0.70, $p<0.01$) (Dos Santos et al., 2015).

Three studies investigated size of water storage containers; children from households using small water storage containers such as pots, pans, and buckets were 0.8 cm (95% CI: 0.4-1.6) shorter than users of medium or large water containers such as drums or cisterns (Checkley et al., 2004). Households in Pakistan with a water connection and storage (mostly overhead tanks) used 48-113 L of water per capita per day, whereas connected households lacking storage had intermittent supply and used 16-29 L per capita per day (van der Hoek et al., 2002). Non-connected households used 10-15 L per capita per day (van der Hoek et al., 2002). Water storage and connections were analyzed jointly in the study analyses (van der Hoek et al., 2002; van der Hoek et al., 2001). Storing water in uncovered containers was associated with significantly higher odds of diarrhea compared to covered storage in one study (OR=1.79, $p<0.05$) (Dos Santos et al., 2015).

Reliability of piped on-plot water was investigated in a study in rural China; residents had to use surface water during

periods of intermittent service, and length of time without water supply was significantly correlated with increased incidence of acute watery diarrhea ($p < 0.001$) (Wang et al., 1989).

Water quality

Water quality was analyzed in 10 studies: 8 reported on diarrheal disease and one each reported on child height and scabies. Eight studies used *E. coli*, fecal coliform, and/or total coliform counts to assess water quality and two studies did not describe the water quality test (Hollister et al., 1955; Watt et al., 1953). On-plot water supplies had less microbial contamination than improved and unimproved off-plot sources (Brown et al., 2013) and surface water collected off-plot (Wang et al., 1989); one reported the difference was statistically significant (Brown et al., 2013). The studies suggested water quality differences between sources, but one study sampled water stored in the household (Brown et al., 2013) and sampling procedures in the second were unclear (Wang et al., 1989). One study did not analyze differences between water sources (Knight et al., 1992) and the remaining seven studies found similar levels of contamination across on- and off-plot supplies (Devoto et al., 2011; Bailey and Archer, 2004; van der Hoek et al., 2001; Ryder et al., 1985; Rajasekaran et al., 1977; Hollister et al., 1955; Watt et al., 1953), including surface water (Bailey and Archer, 2004; Ryder et al., 1985; van der Hoek et al., 2001). Three additional studies including surface water in the referent group to on-plot access did not report water quality (Fuchs and Victora, 2002; Mason et al., 1986; van der Hoek et al., 2002). Two studies reported that households with on-plot water sources stored water in containers, where it was contaminated (Ryder et al., 1985; Rajasekaran et al., 1977).

Three studies analyzed relationships between quality of water supply and health outcomes. Microbial water quality of household drinking water and water source was not associated with diarrheal disease in one rigorous study (Knight et al., 1992). In a second rigorous study, quality of water supply source was significantly associated with risk of diarrhea only among households with good water availability (on-plot water supply and storage) and toilets; quality of water supply source was not associated with risk of diarrhea among households with poor water availability (no on-plot water supply and storage), with or without toilets (van der Hoek et al., 2001). A less-rigorous study using water source type as a proxy indicator for quality (well or city water) found no statistical difference in shigellosis incidence between users of the water source types (Stewart et al., 1955).

Discussion

Our findings show that on-plot water sources are associated with lower prevalence of helminth infections. The impact of on-plot water supplies on diarrhea and height-for-age was weak in the pooled results but suggestive. On-plot water

access appears associated with lower incidence of shigellosis, but the evidence quality is low. Results from few studies reported that on-plot water supplies are associated with lower risk of trachoma, skin infections, and cholera. On-plot water supplies were not associated with lower risk of giardiasis, cryptosporidiosis, or weight-for-age.

The findings are supported by previous reviews, which have reported lower prevalence of diarrhea, helminth infections, and trachoma due to improved water access (Esrey et al., 1991; Fewtrell and Colford, 2005; Strunz et al., 2014). Continuous supply, water quality, and storage emerged as mediating factors for health benefits of piped on-plot water, consistent with recent review findings (Wolf et al., 2014). A recent multi-country study found differences in water quality by water source type (Evans et al., 2013), but included studies reported little data on water quality by source type. Few studies analyzed distance to source in this review, which has been associated with child diarrhea, height, weight, and weight-for-age outcomes (Pickering and Davis, 2012). Meta-analyses have found that shorter distance to water source is associated with lower risk of diarrheal disease (Wang and Hunter, 2010) but not trachoma (Stocks et al., 2014); however, the trachoma meta-analysis contained many low-quality studies. One included study reported an inverse relationship between trachoma prevalence and distance to source (Schemann et al., 2002).

It has been suggested that the quantity of water used by households is inversely related to distance to water source beyond 1 km from the household (White et al., 1972; Cairncross and Cliff, 1987; Evans et al., 2013), but there was insufficient data to evaluate that relationship in this review. The effect of proximity to water source on quantity of water used (White et al., 1972; Tonglet et al., 1992; Evans et al., 2013) and allocation for hygiene (Thompson et al., 2001; Cairncross and Cliff, 1987) was observed; studies reported that households with on-plot water supplies used more water and allocated more water to hygiene behavior than households using off-plot sources. Households using greater quantities of water for hygiene experienced lower trachoma prevalence, as found in a recent review (Stelmach and Clasen, 2015).

Water quality was infrequently reported in included studies and could contribute to the health benefits of on-plot water. Two studies found that on-plot supplies had significantly better water quality than off-plot sources, but it was unclear whether contamination was introduced at the source or through collection, handling, or storage. Several studies used binary categorization of water sources as on- or off-plot and included surface water and unimproved sources in the referent off-plot group, which aggregates improved and unimproved source types that can vary in contamination (Bain et al., 2012) and accessibility. However, leaking pipes and intermittent service can compromise the quality of piped water (Kumpel and Nelson, 2014), and fecal contamination of piped water is frequent in low- and middle-income countries, particularly in rural areas (Bain et al., 2014a; Christenson et al., 2014). Additionally, several included studies reported that water obtained on plot was stored in containers and subsequently contaminated; this was reported in a recent study in

Cambodia, which also found that water collected on-plot was frequently stored in the same container with water from unimproved sources (Shaheed et al., 2014). Measured water quality was not associated with diarrhea except in households with on-plot water supply, water storage, and toilets (van der Hoek et al., 2001). Results support previous assertions that water quality may have greater impact among households with better water, sanitation, and hygiene conditions (VanDerslice and Briscoe, 1995; Esrey, 1996).

Water quality has a role in transmission of diarrheal diseases that can be waterborne (Clasen et al., 2007). On-plot water access may have differential impacts on diarrheal diseases arising from multiple transmission routes and pathogens of relative infectivity (White et al., 1972; Esrey et al., 1985). Many waterborne pathogens can be transmitted through both waterborne and water-washed routes (Bradley, 1977; Kolsky, 1993), both of which may be modified by on-plot water availability. Also, the probability and type of water contamination can differ by water source type. Use of on-plot water supplies was not associated with decreased odds or prevalence of the protozoal infections giardiasis and cryptosporidiosis, diseases with high infectivity (Esrey et al., 1985). While it was associated with lower cholera incidence (low infectivity), it was also associated with lower incidence and prevalence of shigellosis – normally thought of as having higher infectivity. The dual water-washed and waterborne nature of certain pathogens may partially account for apparent inconsistencies in the evidence. Diseases typically considered water-washed and more associated with hygiene behavior than water quality, such as trachoma, scabies, and shigellosis (White et al., 1972; Esrey et al., 1985), were less prevalent in households with on-plot water supplies. Most of the included studies on self-reported diarrhea did not analyze diarrheal etiology, and the differential impact of on-plot water supplies on specific diarrheal pathogens may account for some of the variation in study findings.

Infrastructure for on-plot water access can introduce health risks. Diseases transmitted through water-related insect vectors may be propagated by poor drainage of domestic wastewater (Knudsen and Slooff, 1992) or leaking pipes (Dua et al., 1997), and water sources on-plot localize these health risks near the household. Conversely, households with on-plot water access may have reduced exposure to standing rainwater and community wastewater, which is often localized near the tap in communities with poor drainage services.

A major confounding factor in the comparison of households with on- and off-plot water supplies is socioeconomic status. Inequalities in access to piped water have been linked to wealth and urban residence (Yang et al., 2013; WHO/UNICEF, 2012). While all rigorous studies analyzed socioeconomic indicators, socioeconomic effects may be difficult to accurately represent in statistical analysis, which could result in an overestimation of the effect size of on-plot water supplies.

Limitations of this review include the small number of studies retrieved for health outcomes, limiting the generalizability of

review findings. Qualitative and secondary data analyses were excluded from the review and could provide more evidence on the impacts of on-plot water supplies on health and well-being. Conducting the search in English likely caused bias in results, as most studies were conducted in South Asia, Sub-Saharan Africa, developed countries, and Latin America and the Caribbean. Although included studies were distributed across geographic regions, rural settings were more highly represented in the review than urban and peri-urban settings. Studies from different regions may not be comparable due to differences in geography, climate, or culture. Studies were not globally representative, with only three studies from China and India, and participant age ranges varied by study. Effect measures were not estimated for health outcomes due to heterogeneity in study designs and settings.

The most common methodological flaw identified in the rigor assessment was unclear, non-systematic, or non-randomized participant selection. Several studies recruited participants from health clinics, hospitals, and schools, which may have undefined catchment areas with different population groups, limiting comparability of study participants. Many older and less rigorous studies did not use multivariate regression and did not adjust for individual factors such as age, socioeconomic status, or sanitation access. Additionally, several studies did not report the time and duration of the study, which are important factors for studies on diarrheal diseases since they are subject to seasonal effects (Jagai et al., 2012) and seasonality is known to affect source water quality and choice of source (Kostyla et al., 2015).

Little evidence was found to disentangle the roles of water quality, water quantity, distance to water source, and hygiene behavior from the benefits of on-plot water supplies. Most studies did not collect or report observational data on water use, use of multiple water sources, or use of non-piped sources on premises. Data collection and improved reporting on water source location, water quality, and water treatment would better indicate whether health benefits from on-plot access arise from improved water quality, accessibility, or both. Additionally, a few studies reported intermittent service and storage of water from on-plot sources, which could reduce potential health gains from on-plot water access. Rigorous research is needed to characterize health impacts of on-plot water access considering water source accessibility and reliability, use of multiple sources, household water storage, and quantity of domestic water use. Health benefits from on-plot access may be constrained by any of these factors, and little research examines them holistically. Such research could provide clearer evidence for levels of water service encompassing domestic water quantity, reliability, and accessibility (Kayser et al., 2013). Household water access and health are intimately connected, and more focused research into household water supplies and water use would provide clearer evidence for the health and other impacts of on-plot water supplies.

On-plot water supplies provide opportunity for household health benefits, but access to this level of service remains limited; globally, piped on-plot water access is concentrated in urban areas (WHO/UNICEF, 2013). In 2015, an estimated

2.35 billion people lack access to on-plot water supplies (Cumming et al., 2014) and their reported health benefits. Policies promoting and facilitating on-plot access with continuous service may reduce disease and extend health benefits to larger populations. Given the impacts of on-plot water access on child diarrhea, helminth infections, and growth, such policies would have beneficial long-term health implications for children (Moore et al., 2001). Policies promoting increased access to on-plot water supplies would complement the universal safe water access target of the Sustainable Development Goals by furthering the goals of progressive realization of the human right to safe water (WHO/UNICEF, 2013), increasing water service levels, and propagating household health benefits.

Conclusions

On-plot water access results in fewer helminth infections, less diarrhea, and greater child stature. Limited findings suggest that use of on-plot water supplies has a stronger impact on water-washed diseases than waterborne diseases. Review findings suggest that self-reported diarrhea obscures the differential impact of on-plot water access on different diarrheal pathogens.

There are substantive gaps in research literature. Few studies investigated household use of multiple water sources or differentiated the effects of water quality and quantity on health outcomes. More comprehensive studies examining water access and use are needed to elucidate the roles of water and hygiene behavior in health, enabling clearer and more accurate guidelines for water policy, interventions, and service delivery.

The review findings indicate that on-plot water access is a meaningful indicator for examining water-related health outcomes and a useful benchmark for the Sustainable Development Goal water target and the human right to safe water. Promoting progressive realization of on-plot water access would improve household water access and deliver benefits to health and well-being where water is predominantly collected from sources located off-plot.

Acknowledgements: This work was supported by the UK Department for International Development (DFID) and the World Health Organization (WHO). We are grateful to Mellanye Lackey, MSI, and Kate McGraw at the Health Sciences Library at the University of North Carolina, Chapel Hill, for assistance in selecting search terms and electronic databases and in finding the full text of articles. We thank Laura Bates and Andy Peal for their time and support in the early stages of this research. We would also like to thank Ryan Cronk, Mike Fisher, and Caroline Kostyla for providing constructive feedback on early drafts of the paper.

References

Aiga, H., Umenai, T., 2002. Impact of improvement of water supply on household economy in a squatter area of Manila. *Soc. Sci. Med.* 55, 627-641.

Aluisio, A.R., Maroof, Z., Chandramohan, D., Bruce, J., Masher, M.I., Manaseki-Holland, S., Ensink, J.H., 2015. Risk factors associated with recurrent diarrheal illnesses among children in Kabul, Afghanistan: a prospective cohort study. *PLoS one* 10, e0116342.

Aung Myo, H., Thein, H., 1989. Prevention of diarrhoea and dysentery by hand washing. *Trans. R. Soc. Trop. Med. Hyg.* 83, 128-131.

Bailey, I.W., Archer, L., 2004. The impact of the introduction of treated water on aspects of community health in a rural community in Kwazulu-Natal, South Africa. *Water Science and Technology* 50, 105-110.

Bailey, R., Downes, B., Downes, R., Mabey, D., 1991. Trachoma and water use; a case control study in a Gambian village. *Trans. R. Soc. Trop. Med. Hyg.* 85, 824-828.

Bain, R., Cronk, R., Hossain, R., Bonjour, S., Onda, K., Wright, J., Yang, H., Slaymaker, T., Hunter, P., Prüss-Ustün, A., 2014a. Global assessment of exposure to faecal contamination through drinking water based on a systematic review. *Tropical Medicine & International Health* 19, 917-927.

Bain, R., Cronk, R., Wright, J., Yang, H., Slaymaker, T., Bartram, J., 2014b. Fecal contamination of drinking-water in low- and middle-income countries: A systematic review and meta-analysis. *PLoS medicine* 11, e1001644.

Bain, R.E., Gundry, S.W., Wright, J.A., Yang, H., Pedley, S., Bartram, J.K., 2012. Accounting for water quality in monitoring access to safe drinking-water as part of the Millennium Development Goals: lessons from five countries. *Bull. World Health Organ.* 90, 228-235A.

Bartram, J., Hunter, P.R., 2015. Bradley Classification of Disease Transmission Routes for Water-related Hazards, in Bartram, J., Baum, R., Coclanis, P.A., Gute, D.M., Kay, D., McFayden, S., Pond, K., Robertson, W., Rouse, M.J. (Eds.), *Routledge Handbook of Water and Health*. Routledge, London, pp. 20-37.

- Black, R.E., Brown, K.H., Becker, S., 1984. Effects of diarrhea associated with specific enteropathogens on the growth of children in rural Bangladesh. *Pediatrics* 73, 799-805.
- Blum, D., Feachem, R.G., 1983. Measuring the impact of water supply and sanitation investments on diarrhoeal diseases: problems of methodology. *Int. J. Epidemiol.* 12, 357-365.
- Bradley, D., 1977. Health aspects of water supplies in tropical countries. *Water, wastes and health in hot climates*, 3-17.
- Brown, J., Hien, V.T., McMahan, L., Jenkins, M.W., Thie, L., Liang, K., Printy, E., Sobsey, M.D., 2013. Relative benefits of on-plot water supply over other 'improved' sources in rural Vietnam. *Trop. Med. Int. Health* 18, 65-74.
- Bukenya, G.B., Nwokolo, N., 1991. Compound hygiene, presence of standpipe and the risk of childhood diarrhoea in an urban settlement of Papua New Guinea. *Int. J. Epidemiol.* 20, 534-539.
- Bulkow, L.R., Singleton, R.J., DeByle, C., Miernyk, K., Redding, G., Hummel, K.B., Chikoyak, L., Hennessy, T.W., 2012. Risk factors for hospitalization with lower respiratory tract infections in children in rural Alaska. *Pediatrics* 129, e1220-7.
- Cairncross, S., Cliff, J.L., 1987. Water use and health in Mueda, Mozambique. *Trans. R. Soc. Trop. Med. Hyg.* 81, 51-54.
- Cairncross, S., Feachem, R., 1993. *Environmental Health Engineering in the Tropics: An Introductory Text*. John Wiley & Sons Ltd.
- Cairncross, S., Hunt, C., Boisson, S., Bostoen, K., Curtis, V., Fung, I.C.H., Schmidt, W.P., 2010. Water, sanitation and hygiene for the prevention of diarrhoea. *Int. J. Epidemiol.* 39, i193-i205.
- Checkley, W., Epstein, L.D., Gilman, R.H., Cabrera, L., Black, R.E., 2003. Effects of acute diarrhea on linear growth in Peruvian children. *Am. J. Epidemiol.* 157, 166-175.
- Checkley, W., Gilman, R.H., Black, R.E., Epstein, L.D., Cabrera, L., Sterling, C.R., Moulton, L.H., 2004. Effect of water and sanitation on childhood health in a poor Peruvian peri-urban community. *Lancet (British edition)* 363, 112-118.
- Christenson, E., Bain, R., Wright, J., Aondoakaa, S., Hossain, R., Bartram, J., 2014. Examining the influence of urban definition when assessing relative safety of drinking-water in Nigeria. *Sci. Total Environ.* 490, 301-312.

- Clasen, T., Schmidt, W., Rabie, T., Roberts, I., Cairncross, S., 2007. Interventions to improve water quality for preventing diarrhoea: Systematic review and meta-analysis. *Br. Med. J.* 334, 782-785.
- Cumming, O., Elliott, M., Overbo, A., Bartram, J., 2014. Does global progress on sanitation really lag behind water? An analysis of global progress on community-and household-level access to safe water and sanitation. *PloS one* 9, e114699.
- Curtis, V., Kanki, B., Mertens, T., Traore, E., Diallo, I., Tall, F., Cousens, S., 1995. Potties, pits and pipes: explaining hygiene behaviour in Burkina Faso. *Soc. Sci. Med.* 41, 383-393.
- Devoto, F., Duflo, E., Dupas, P., Pariente, W., Pons, V., 2011. Happiness on tap: piped water adoption in urban Morocco. *American Economic Journal: Economic Policy* 4, 68-99.
- Dos Santos, S., de Charles Ouédraogo, F., Soura, A.B., 2015. Water-related factors and childhood diarrhoea in African informal settlements. A cross-sectional study in Ouagadougou (Burkina Faso). *Journal of water and health* 13, 562-574.
- Dua, V.K., Sharma, S., Srivastava, A., Sharma, V., 1997. Bioenvironmental control of industrial malaria at Bharat Heavy Electricals Ltd., Hardwar, India--results of a nine-year study (1987-95). *Journal of the American Mosquito Control Association-Mosquito News* 13, 278-285.
- Ercumen, A., Arnold, B.F., Kumpel, E., Burt, Z., Ray, I., Nelson, K., Colford Jr, J.M., 2015. Upgrading a Piped Water Supply from Intermittent to Continuous Delivery and Association with Waterborne Illness: A Matched Cohort Study in Urban India. *PLoS Med* 12, e1001892.
- Esrey, A.A., Potash, J.B., Roberts, L., Shiff, C., 1991. Effects of improved water supply and sanitation on ascariasis, diarrhoea, dracunculiasis, hookworm infection, schistosomiasis, and trachoma. *Bull. World Health Organ.* 69, 609-621.
- Esrey, S.A., 1996. Water, waste, and well-being: a multicountry study. *Am. J. Epidemiol.* 143, 608-623.
- Esrey, S.A., Feachem, R.G., Hughes, J.M., 1985. Interventions for the control of diarrhoeal diseases among young children: improving water supplies and excreta disposal facilities. *Bull. World Health Organ.* 63, 757-772.

- Esrey, S.A., Habicht, J.P., Latham, M.C., Sisler, D.G., Casella, G., 1988. Drinking water source, diarrheal morbidity, and child growth in villages with both traditional and improved water supplies in rural Lesotho, southern Africa. *Am. J. Public Health* 78, 1451-1455.
- Evans, B., Bartram, J., Hunter, P., Rhoderick Williams, A., Geere, J., Majuru, B., Bates, L., Fisher, M., Overbo, A., Schmidt, W., 2013. Public Health and Social Benefits of at-house Water Supplies.
- Fewtrell, L., Colford, J.M., J., 2005. Water, sanitation and hygiene in developing countries: interventions and diarrhoea - a review. *Water Science and Technology* 52, 133-142.
- Fuchs, S.C., Victora, C.G., 2002. Risk and prognostic factors for diarrheal disease in Brazilian infants: a special case-control design application. *Cadernos de Saúde Pública* 18, 773-782.
- Golovaty, I., Jones, L., Gelaye, B., Tilahun, M., Belete, H., Kumie, A., Berhane, Y., Williams, M.A., 2009. Access to water source, latrine facilities and other risk factors of active trachoma in Ankober, Ethiopia. *PLoS ONE* , e6702-e6702.
- Gorter, A.C., Sandiford, P., Davey Smith, G., Pauw, J.P., 1991. Water supply, sanitation and diarrhoeal disease in Nicaragua: results from a case-control study. *Int. J. Epidemiol.* 20, 527-533.
- Heitzinger, K., Rocha, C.A., Quick, R.E., Montano, S.M., Tilley, D.H., Jr, Mock, C.N., Carrasco, A.J., Cabrera, R.M., Hawes, S.E., 2015. "Improved" But Not Necessarily Safe: An Assessment of Fecal Contamination of Household Drinking Water in Rural Peru. *Am. J. Trop. Med. Hyg.* 93, 501-508.
- Henry, F.J., 1981. Environmental sanitation infection and nutritional status of infants in rural St. Lucia, West Indies. *Trans. R. Soc. Trop. Med. Hyg.* 75, 507-513.
- Hoque, B.A., Hallman, K., Levy, J., Bouis, H., Ali, N., Khan, F., Khanam, S., Kabir, M., Hossain, S., Shah Alam, M., 2006. Rural drinking water at supply and household levels: Quality and management. *Int. J. Hyg. Environ. Health* 209, 451-460.
- Hollister, A.C., Jr, Beck, M.D., Gittelsohn, A.M., Hemphill, E.C., 1955. Influence of water availability on Shigella prevalence in children of farm labor families. *Am. J. Public Health Nations Health* 45, 354-362.

- Jagai, J.S., Sarkar, R., Castronovo, D., Kattula, D., McEntee, J., Ward, H., Kang, G., Naumova, E.N., 2012. Seasonality of rotavirus in South Asia: a meta-analysis approach assessing associations with temperature, precipitation, and vegetation index. *PLoS One* 7, e38168.
- Kayser, G.L., Moriarty, P., Fonseca, C., Bartram, J., 2013. Domestic water service delivery indicators and frameworks for monitoring, evaluation, policy and planning: a review. *International journal of environmental research and public health* 10, 4812-4835.
- Knight, S.M., Toodayan, W., Caique, W.C., Kyi, W., Barnes, A., Desmarchelier, P., 1992. Risk factors for the transmission of diarrhoea in children: a case control study in rural Malaysia. *Int. J. Epidemiol.* 21, 812-818.
- Knudsen, A.B., Slooff, R., 1992. Vector-borne disease problems in rapid urbanization: new approaches to vector control. *Bull. World Health Organ.* 70, 1-6.
- Kolsky, P., 1993. Water, sanitation and diarrhoea: the limits of understanding. *Trans. R. Soc. Trop. Med. Hyg.* 87, 43-46.
- Kostyla, C., Bain, R., Cronk, R., Bartram, J., 2015. Seasonal variation of fecal contamination in drinking water sources in developing countries: A systematic review. *Sci. Total Environ.* 514, 333-343.
- Kumpel, E., Nelson, K.L., 2014. Mechanisms affecting water quality in an intermittent piped water supply. *Environ. Sci. Technol.* 48, 2766-2775.
- Majuru, B., Mokoena, M.M., Jagals, P., Hunter, P.R., 2011. Health impact of small-community water supply reliability. *Int. J. Hyg. Environ. Health* 214, 162-166.
- Marx, R., 1989. Social factors and trachoma: a review of the literature. *Soc. Sci. Med.* 29, 23-24.
- Mason, P.R., Patterson, B.A., Loewenson, R., 1986. Piped water supply and intestinal parasitism in Zimbabwean schoolchildren. *Trans. R. Soc. Trop. Med. Hyg.* 80, 88-93.
- Masuet-Aumatell, C., Ramon-Torrell, J.M., Casanova-Rituerto, A., Banque-Navarro, M., Davalos-Gamboa, M., Montano-Rodriguez, S.L., 2013. Prevalence of hepatitis A antibodies in Eastern Bolivia: A population-based study. *J. Med. Virol.* 85, 1692-1697.

Microsoft Corporation, 2011. Microsoft Excel.

Molbak, K., Hojlyng, N., Gaarslev, K., 1988. High prevalence of campylobacter excretors among Liberian children related to environmental conditions. *Epidemiol. Infect.* 100, 227-237.

Molbak, K., Jensen, H., Ingholt, L., Aaby, P., 1997. Risk factors for diarrheal disease incidence in early childhood: a community cohort study from Guinea-Bissau. *Am. J. Epidemiol.* 146, 273-282.

Moore, S.R., Lima, A.A., Conaway, M.R., Schorling, J.B., Soares, A.M., Guerrant, R.L., 2001. Early childhood diarrhoea and helminthiases associate with long-term linear growth faltering. *Int. J. Epidemiol.* 30, 1457-1464.

Mukalay, A.W., Kalenga, P.M., Dramaix, M., Hennart, P., Schirvel, C., Kabamba, L.M., Kabyla, B.I., Donnen, P., 2010. Factors associated with malnutrition in children aged under five years in Lubumbashi (DRC). *Sante Publique* 22, 541-550.

Nasr, N.A., Al-Mekhlafi, H.M., Ahmed, A., Roslan, M.A., Bulgiba, A., 2013. Towards an effective control programme of soil-transmitted helminth infections among Orang Asli in rural Malaysia. Part 1: prevalence and associated key factors. *Parasit. Vectors* 6, 27-3305-6-27.

Ogilvie, D., Fayter, D., Petticrew, M., Sowden, A., Thomas, S., Whitehead, M., Worthy, G., 2008. The harvest plot: a method for synthesising evidence about the differential effects of interventions. *BMC Med. Res. Methodol.* 8, 8-2288-8-8.

Pickering, A.J., Davis, J., 2012. Freshwater availability and water fetching distance affect child health in sub-Saharan Africa. *Environ. Sci. Technol.* 46, 2391-2397.

Polack, S., Kuper, H., Solomon, A.W., Massae, P.A., Abuelo, C., Cameron, E., Valdmanis, V., Mahande, M., Foster, A., Mabey, D., 2006. The relationship between prevalence of active trachoma, water availability and its use in a Tanzanian village. *Trans. R. Soc. Trop. Med. Hyg.* 100, 1075-1083.

ProQuest LLC, 2016. RefWorks.

Rabie, T., Curtis, V., 2006. Handwashing and risk of respiratory infections: a quantitative systematic review. *Tropical medicine & international health* 11, 258-267.

Rajasekaran, P., Dutt, P.R., Pisharoti, K.A., 1977. Impact of water supply on the incidence of diarrhoea and shigellosis among children in rural communities in Madurai. *Indian J. Med. Res.* 66, 189-199.

Ryan, M.A., Christian, R.S., Wohlrabe, J., 2001. Handwashing and respiratory illness among young adults in military training. *Am. J. Prev. Med.* 21, 79-83.

Ryder, R.W., Reeves, W.C., Singh, N., 1985. The childhood health effects of an improved water supply system on a remote Panamanian island. *Am. J. Trop. Med. Hyg.* 34, 921-924.

Salama, I., Samy, S., Shaaban, F., Hassanin, A., Ismail, L., 2007. Seroprevalence of hepatitis A among children of different socioeconomic status in Cairo. *Eastern Mediterranean Health Journal* 13.

Schemann, J.F., Sacko, D., Malvy, D., Momo, G., Traore, L., Bore, O., Coulibaly, S., Banou, A., 2002. Risk factors for trachoma in Mali. *Int. J. Epidemiol.* 31, 194-201.

Sedgwick, W., MacNutt, S., 1908. An Examination of the Theorem of Allen Hazen That for Every Death from Typhoid Fever Avoided by the Purification of Public Water Supplies Two or Three Deaths Are Avoided from Other Causes. *Science*, 215-216.

Shaheed, A., Orgill, J., Ratana, C., Montgomery, M.A., Jeuland, M.A., Brown, J., 2014. Water quality risks of 'improved' water sources: evidence from Cambodia. *Trop. Med. Int. Health* 19, 186-194.

Shields, K.F., Bain, R.E., Cronk, R., Wright, J.A., Bartram, J., 2015. Association of Supply Type with Fecal Contamination of Source Water and Household Stored Drinking Water in Developing Countries: A Bivariate Meta-analysis. *Environ. Health Perspect.* 123, 1222-1231.

Silva, K.S.H., Weerasuriya, D.C., Peelowattage, M., Fernando, S., 2005. Seroprevalence of hepatitis A antibodies in relation to social factors - a preliminary study. *Ceylon Med. J.* 50, 54-58.

Singleton, R.J., Redding, G.J., Lewis, T.C., Martinez, P., Bulkow, L., Morray, B., Peters, H., Gove, J., Jones, C., Stamey, D., Talkington, D.F., DeMain, J., Bernert, J.T., Butler, J.C., 2003. Sequelae of severe respiratory syncytial virus infection in infancy and early childhood among Alaska Native children. *Pediatrics* 112, 285-290.

- Steinmann, P., Usubalieva, J., Imanalieva, C., Minbaeva, G., Stefiuk, K., Jeandron, A., Utzinger, J., 2010. Rapid appraisal of human intestinal helminth infections among schoolchildren in Osh oblast, Kyrgyzstan. *Acta Trop.* 116, 178-184.
- Stelmach, R.D., Clasen, T., 2015. Household Water Quantity and Health: A Systematic Review. *International Journal of Environmental Research and Public Health* 12, 5954-5974.
- Stewart, W.H., McCabe, L.J., Jr, Hemphill, E.C., DeCapito, T., 1955. Diarrheal disease control studies; the relationship of certain environmental factors to the prevalence of Shigella infection. *Am. J. Trop. Med. Hyg.* 4, 718-724.
- Stocks, M.E., Ogden, S., Haddad, D., Addiss, D.G., McGuire, C., Freeman, M.C., 2014. Effect of water, sanitation, and hygiene on the prevention of trachoma: a systematic review and meta-analysis. *PLoS Med* 11, e1001605.
- Strunz, E.C., Addiss, D.G., Stocks, M.E., Ogden, S., Utzinger, J., Freeman, M.C., 2014. Water, sanitation, hygiene, and soil-transmitted helminth infection: a systematic review and meta-analysis. *PLoS Med* 11, e1001620.
- Taylor, H.R., West, S.K., Mmbaga, B.B., Katala, S.J., Turner, V., Lynch, M., Munoz, B., Rapoza, P.A., 1989. Hygiene factors and increased risk of trachoma in central Tanzania. *Arch. Ophthalmol.* 107, 1821-1825.
- Thomas, T., Ritter, T., Bruden, D., Bruce, M., Byrd, K., Goldberger, R., Dobson, J., Hickel, K., Smith, J., Hennessy, T., 2016. Impact of providing in-home water service on the rates of infectious diseases: results from four communities in Western Alaska. *Journal of Water and Health* 14, 132-141.
- Thompson, J., Porras, I.T., Tumwine, J.K., Mujwahuzi, M.R., Katui-Katua, M., Johnstone, N., Wood, L., 2001. Drawers of water II: 30 years of change in domestic water use & environmental health in East Africa - summary. International Institute for Environment and Development, London.
- Tomkins, A.M., Drasar, B.S., Bradley, A.K., Williamson, W.A., 1978. Water supply and nutritional status in rural northern Nigeria. *Trans. R. Soc. Trop. Med. Hyg.* 72, 239-243.
- Tonglet, R., Isu, K., Mpese, M., Dramaix, M., Hennart, P., 1992. Can improvements in water supply reduce childhood diarrhoea? *Health Policy Plan.* 7, 260-268.

- Traub, R.J., Robertson, I.D., Irwin, P., Mencke, N., Thompson, R.C.A., 2004. The prevalence, intensities and risk factors associated with geohelminth infection in tea-growing communities of Assam, India. *Tropical Medicine and International Health* 9, 688-701.
- van der Hoek, W., Feenstra, S.G., Konradsen, F., 2002. Availability of irrigation water for domestic use in Pakistan: its impact on prevalence of diarrhoea and nutritional status of children. *Journal of Health, Population and Nutrition* 20, 77-84.
- van der Hoek, W., Konradsen, F., Ensink, J.H.J., Mudasser, M., Jensen, P.K., 2001. Irrigation water as a source of drinking water: is safe use possible? *Tropical Medicine and International Health* 6, 46-54.
- VanDerslice, J., Briscoe, J., 1995. Environmental interventions in developing countries: interactions and their implications. *Am. J. Epidemiol.* 141, 135-144.
- von Elm, E., Altman, D.G., Egger, M., Pocock, S.J., Gøtzsche, P.C., Vandenbroucke, J.P., Strobe Initiative, 2007. The Strengthening the Reporting of Observational Studies in Epidemiology (STROBE) statement: guidelines for reporting observational studies. *Prev. Med.* 45, 247-251.
- Wang, X., Hunter, P.R., 2010. A systematic review and meta-analysis of the association between self-reported diarrheal disease and distance from home to water source. *Am. J. Trop. Med. Hyg.* 83, 582-584.
- Wang, Z.S., Shepard, D.S., Zhu, Y.C., Cash, R.A., Zhao, R.J., Zhu, Z.X., Shen, F.M., 1989. Reduction of enteric infectious disease in rural China by providing deep-well tap water. *Bull. World Health Organ.* 67, 171-180.
- Watt, J., Hollister, A.C., Jr, Beck, M.D., Hemphill, E.C., 1953. Diarrheal diseases in Fresno County, California. *Am. J. Public Health Nations Health* 43, 728-741.
- West, S., Muñoz, B., Lynch, M., Kayongoya, A., Chilangwa, Z., Mmbaga, B., Taylor, H.R., 1995. Impact of face-washing on trachoma in Kongwa, Tanzania. *The Lancet* 345, 155-158.
- White, G.F., Bradley, D.J., White, A.U., 1972. *Drawers of water: Domestic water use in East Africa.* University of Chicago Press, Chicago.

WHO/UNICEF, 2014. WASH POST-2015: proposed targets and indicators for drinking-water, sanitation and hygiene. http://www.wssinfo.org/fileadmin/user_upload/resources/post-2015-WASH-targets-factsheet-12pp.pdf (accessed 15.02.16)

WHO/UNICEF, 2013. Progress on Sanitation and Drinking-Water, 2013 Update. http://apps.who.int/iris/bitstream/10665/81245/1/9789241505390_eng.pdf (accessed 08.09.15)

WHO/UNICEF, 2012. Progress on Drinking Water and Sanitation: 2012 Update. <http://www.unicef.org/media/files/JMPreport2012.pdf> (accessed 08.09.15)

Wolf, J., Prüss-Ustün, A., Cumming, O., Bartram, J., Bonjour, S., Cairncross, S., Clasen, T., Colford, J.M., Curtis, V., France, J., 2014. Systematic review: Assessing the impact of drinking water and sanitation on diarrhoeal disease in low- and middle-income settings: systematic review and meta-regression. *Tropical Medicine & International Health* 19, 928-942.

Wright, J., Gundry, S., Conroy, R., 2004. Household drinking water in developing countries: a systematic review of microbiological contamination between source and point-of-use. *Tropical Medicine & International Health* 9, 106-117.

Yang, H., Bain, R., Bartram, J., Gundry, S., Pedley, S., Wright, J., 2013. Water safety and inequality in access to drinking-water between rich and poor households. *Environ. Sci. Technol.* 47, 1222-1230.

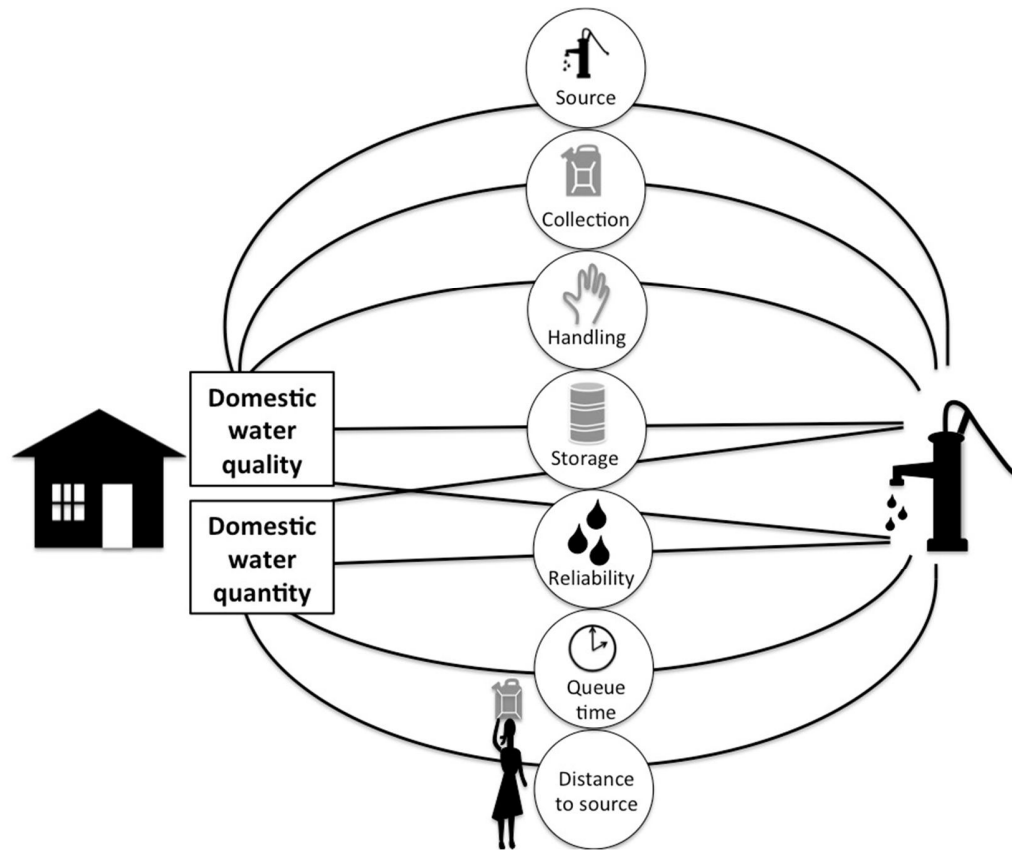


Figure 1. Factors affecting domestic water quality and quantity in off-plot water collection.

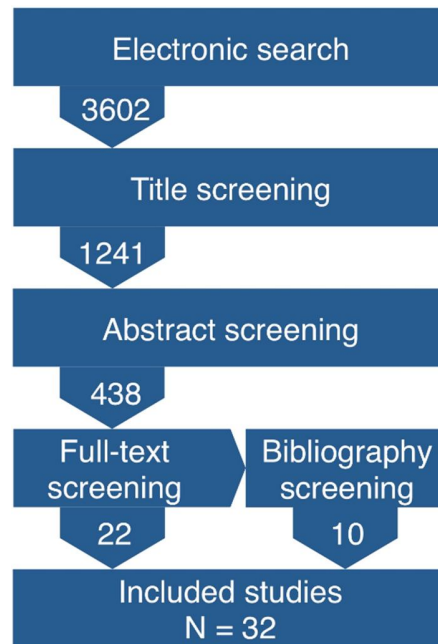


Figure 2. Literature screening and results.

Number of search results after removal of duplicates shown.

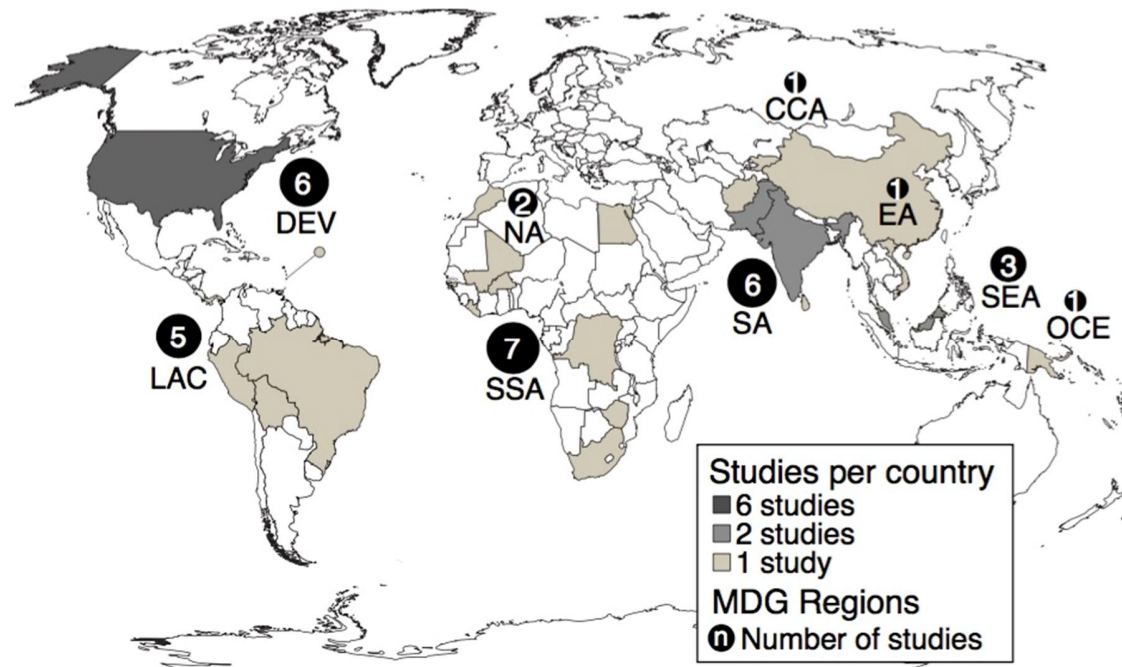


Figure 3. Geographical distribution of included studies.

List of acronyms: MDG-Millennium Development Goal; DEV-Developed regions; LAC-Latin America and the Caribbean; SSA-Sub-Saharan Africa; NA-Northern Africa; SA-Southern Asia; CCA-Caucasus and Central Asia; EA-Eastern Asia; SEA-Southeastern Asia; OCE-Oceania.

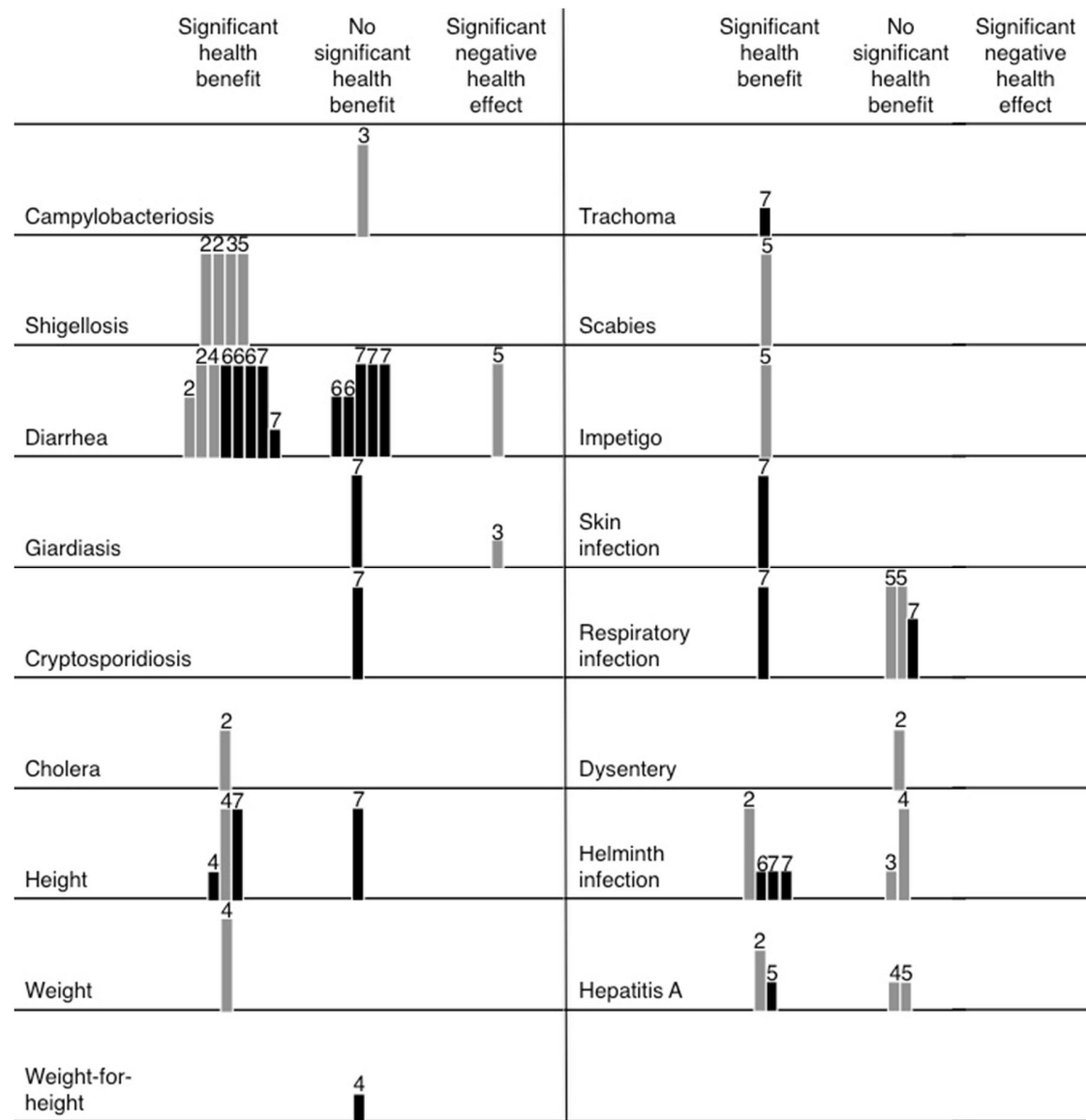


Figure 4. Literature findings on health benefits of on-plot water supplies, by health outcome.

Each study finding is represented by a bar; seven studies reported on multiple health outcomes and are represented more than once. The bar height indicates strength of study design evidence: short bars are cross-sectional; medium-height bars are case-control; and tall bars are longitudinal or cohort studies. The numbers above the bars indicate the study's assessed rigor score (maximum seven). Grey bars represent studies using bivariate, Chi-squared, or t-test in analysis; black bars represent studies with multivariate or logistic analysis. Significant health benefit reported at $p \leq 0.05$ level.

Table 1. Bradley classification of water-related infectious diseases included in review.
Adapted from White et al., 1972 and Cairncross and Feachem, 1993.

Transmission route	Explanation	Examples
Waterborne	Transmitted through ingestion of water with pathogen present	Shigellosis, giardiasis, cyclosporiasis, cryptosporidiosis, campylobacteriosis, cholera, helminth infection, typhoid, infectious hepatitis, enterobiasis
Water-washed	Transmitted person-to-person but mitigated by water availability for hygiene	Trachoma, scabies, tinea
Water-based	Transmitted by agent with life cycle phase in water	Schistosomiasis, guinea worm
Water-related insect vectors	Transmitted by agent that breeds in water or bites near water	Malaria, dengue

Table 2. Search strategy.

Terms used in search strategy
Water AND
(private OR shared OR improved OR unimproved OR piped OR pipe OR house OR houses OR home OR homes OR household OR households OR plot OR yard OR dwelling OR premises OR distance OR quantity) AND
(access OR source OR sources OR supply OR supplies OR connection OR connections) AND
(diarrhea OR diarrheal OR diarrhoea OR diarrhoeal OR trachoma OR stunting OR stunted OR stunt OR underweight OR wasting OR "height for age" OR "weight for age" OR "upper arm circumference" OR "mid-upper arm circumference" OR MUAC OR "child height" OR "children's height" OR "child weight" OR "children's weight" OR "child growth" OR "children's growth" OR anthropometric OR DALY OR DALYs OR "disability adjusted life year" OR "disability adjusted life years" OR respiratory OR dysentery OR scabies OR cholera OR ringworm OR tinea OR typhoid OR cryptosporidiosis OR cryptosporidium OR cyclosporiasis OR cyclospora OR giardiasis OR giardia OR ascariasis OR ascaris OR hookworm OR campylobacteriosis OR campylobacter OR shigella OR shigellosis OR vibrio OR hepatitis OR poliomyelitis OR polio OR poliovirus OR polyomavirus OR otitis OR "swimmer's ear" OR enterobiasis)

Table 3. Description of included study analyses, by health outcome.
Eight studies reported on multiple health outcomes and are represented more than once.

Health outcome	N	Total participants	Study design			
			Cohort	Case-control	Cross-sectional	Longitudinal
Campylobacteriosis	1	859	1	0	0	0
Cholera	1	19,687	0	1	0	0
Cryptosporidiosis	1	230	1	0	0	0
Diarrhea	14	29,252	7	3	1	3
Dysentery	1	19,687	0	1	0	0
Giardiasis	2	1,635	1	0	1	0
Height	4	2,608	3	0	1	0
Helminth infection	6	4,799	2	0	4	0
Hepatitis A	4	20,995	0	1	3	0
Impetigo	1	178	1	0	0	0
Respiratory infection	4	2091	3	1	0	0
Scabies	1	178	1	0	0	0
Shigellosis	4	6,349	3	0	0	1
Skin infection	1	1,032	1	0	0	0
Trachoma	1	15,187	0	0	1	0
Weight	1	229	1	0	0	0
Weight-for-height	1	1,963	0	0	1	0
Total	48	126,959	25	7	12	4

Table 4. Description of included studies, by health outcome.

Health outcome	Reference	Study design	Location and setting	Participant age	Water source	Referent water source	Rigor Score
Campylobacteriosis	Molbak et al., 1988	Cohort	Liberia (urban & rural)	6-59 months	Private tap	Other	3
Cholera	Wang et al., 1989	Case-control	China (rural)	All ages	Piped	Surface water	2
Cryptosporidiosis	Checkley et al., 2004	Cohort	Peru (peri-urban)	0-3 years	Piped	Cistern truck, standpipe, or neighbor's source	7
Diarrhea	Aluisio et al., 2015	Cohort	Afghanistan (urban)	1-11 months	Piped to home or well in home	Well outside of home	7
Diarrhea	Bailey and Archer, 2004	Longitudinal	South Africa (rural)	All ages	Yard tap	Communal source, river, rain tank, protected or unprotected spring	4
Diarrhea	Brown et al., 2013	Longitudinal	Vietnam (rural)	All ages	Piped	Other	6
Diarrhea	Bukenya and Nwokolo, 1991	Cohort	Papua New Guinea (urban)	0-5 years	Standpipe in compound	Public supply	6
Diarrhea	Checkley et al., 2004	Cohort	Peru (peri-urban)	0-3 years	Piped	Cistern truck, standpipe, or neighbor's source	7
Diarrhea	Devoto et al., 2011	Longitudinal	Morocco (urban)	All ages	Piped	Public tap, neighbor's tap, or other	7
Diarrhea	Dos Santos et al., 2015	Cross-sectional	Burkina Faso (peri-urban)	0-10 years	Water on premises	Water sources 5-30 minutes away	7
Diarrhea	Fuchs and Victora, 2002	Case-control	Brazil (unspecified)	0-2 years	On plot (indoor or outdoor)	Public running water source or public well/river	6
Diarrhea	Knight et al., 1992	Case-control	Malaysia (rural)	4-59 months	In compound	Outside compound	6
Diarrhea	Molbak et al., 1997	Cohort	Guinea-Bissau (peri-urban)	0-4 years	Private protected* or unprotected source	Public protected or unprotected source	6
Diarrhea	Rajasekaran et al., 1977	Cohort	India (rural)	0-5 years	Piped	Well, standpipe	2

Diarrhea	Ryder et al., 1985	Cohort	Panama (rural)	0-5 years	Household tap	Stream	5
Diarrhea	van der Hoek et al., 2001	Cohort	Pakistan (rural)	0-5 years	Piped or private tubewell	Standpipe or village reservoir	7
Diarrhea	Wang et al., 1989	Case-control	China (rural)	All ages	Piped	Surface water	2
Dysentery	Wang et al., 1989	Case-control	China (rural)	All ages	Piped	Surface water	2
Giardiasis	Checkley et al., 2004	Cohort	Peru (peri-urban)	0-3 years	Piped	Cistern truck, standpipe, or neighbor's source	7
Giardiasis	Mason et al., 1986	Cross-sectional	Zimbabwe (urban & rural)	6-18 years	Piped	Other (communal sources, unprotected wells, spring)	3
Height	Checkley et al., 2004	Cohort	Peru (peri-urban)	0-3 years	Piped	Cistern truck, standpipe, or neighbor's source	7
Height	Henry, 1981	Cohort	St. Lucia (rural)	0-2 years	Piped	Standpipe	4
Height	Mukalay et al., 2010	Cross-sectional	DR Congo (peri-urban)	0-5 years	On plot	Off premises	4
Height	van der Hoek et al., 2002	Cohort	Pakistan (rural)	0-5 years	Piped or private tubewell	Standpipe or village reservoir	7
Helminth infection	Henry, 1981	Cohort	St. Lucia (rural)	0-2 years	Piped	Standpipe	4
Helminth infection	Mason et al., 1986	Cross-sectional	Zimbabwe (urban & rural)	6-18 years	Piped	Other (communal sources, unprotected wells, spring)	3
Helminth infection	Nasr et al., 2013	Cross-sectional	Malaysia (rural)	0-15 years	Piped	Other	7
Helminth infection	Rajasekaran et al., 1977	Cohort	India (rural)	0-5 years	Piped	Well, standpipe	2
Helminth infection	Steinmann et al., 2010	Cross-sectional	Kyrgyzstan (urban & rural)	6-15 years	Household tap	Other	6
Helminth infection	Traub et al., 2004	Cross-sectional	India (rural)	All ages	Piped	Communal open-ring well	7
Hepatitis A	Masuet-Aumatell, et al. 2013	Cross-sectional	Bolivia (urban, rural, & peri-urban)	5-16 years	Household tap	Tanker water	5

Hepatitis A	Salama et al., 2007	Cross-sectional	Egypt (urban & peri-urban)	3-18 years	Piped indoors	Public water source	5
Hepatitis A	Silva et al., 2005	Cross-sectional	Sri Lanka (unspecified)	0-18 years	Private source	Shared source	4
Hepatitis A	Wang et al., 1989	Case-control	China (rural)	All ages	Piped	Surface water	2
Impetigo	Ryder et al., 1985	Cohort	Panama (rural)	0-5 years	Household tap	Stream	5
Respiratory infection	Bulkow et al., 2012	Case-control	United States (rural)	0-3 years	Running water	Other	7
Respiratory infection	Ryder et al., 1985	Cohort	Panama (rural)	0-5 years	Household tap	Stream	5
Respiratory infection	Singleton et al., 2003	Cohort	United States (rural)	5-8 years	Running water	Other	5
Respiratory infection	Thomas et al., 2016	Cohort	United States (rural)	All ages	Piped	Collected from treatment center	7
Scabies	Ryder et al., 1985	Cohort	Panama (rural)	0-5 years	Household tap	Stream	5
Shigellosis	Hollister et al., 1955	Cohort	United States (rural)	0-10 years	Indoor faucet	Communal outdoor faucet	3
Shigellosis	Rajasekaran et al., 1977	Cohort	India (rural)	0-5 years	Piped	Well, standpipe	2
Shigellosis	Stewart et al., 1955	Cohort	United States (rural)	0-10 years	Outdoor pipe or dug well in center of yard or on premises	Outdoor pipe or dug well far from center of yard or off premises	2
Shigellosis	Watt et al., 1953	Cohort	United States (rural)	0-10 years	Indoor plumbing or yard tap	Communal outdoor faucet	5
Skin infection	Thomas et al., 2016	Cohort	United States (rural)	All ages	Piped	Collected from treatment center	7
Trachoma	Schemann et al., 2002	Cross-sectional	Mali (unspecified)	1-9 years	Well in yard	Other	7
Weight	Henry, 1981	Cohort	St. Lucia (rural)	0-2 years	Piped	Standpipe	4
Weight-for-height	Mukalay et al., 2010	Cross-sectional	DR Congo (peri-urban)	0-5 years	On plot	Off premises	4

*Protected source defined as tap, hand pump, or shallow well with intact apron

Table 5. Rigor assessment results.

Studies meeting rigor criteria denoted by “1” or “2” for weighted criteria and studies not meeting criteria denoted by “0.”

Reference	Setting clearly described	Time frame clearly described	Participant selection randomized or systematic	Data collection methods clearly described	Funding or conflict of interest statement	Regression or multivariate analysis (weighted)	Rigor score
Aluisio et al., 2015	1	1	1	1	1	2	7
Bailey and Archer, 2004	0	1	1	1	1	0	4
Brown et al., 2013	1	0	1	1	1	2	6
Bukenya and Nwokolo, 1991	1	1	1	0	1	2	6
Bulkow et al., 2012	1	1	1	1	1	2	7
Checkley et al., 2004	1	1	1	1	1	2	7
Devoto et al., 2011	1	1	1	1	1	2	7
Dos Santos et al., 2015	1	1	1	1	1	2	7
Fuchs and Victora, 2002	0	1	1	1	1	2	6
Henry, 1981	1	0	1	1	1	0	4
Hollister et al., 1955	1	1	1	0	0	0	3
Knight et al., 1992	1	1	1	1	0	2	6
Mason et al., 1986	1	0	0	1	1	0	3
Masuet-Aumatell, et al. 2013	1	1	1	1	1	0	5
Molbak et al., 1997	1	1	0	0	1	0	3
Molbak et al., 1988	1	1	1	0	1	2	6
Mukalay et al., 2010	1	1	0	0	0	2	4
Nasr et al., 2013	1	1	1	1	1	2	7

Rajasekaran et al., 1977	0	1	0	1	0	0	2
Ryder et al., 1985	1	1	1	1	1	0	5
Salama et al., 2007	1	1	0	1	0	2	5
Schemann et al., 2002	1	1	1	1	1	2	7
Silva et al., 2005	0	1	0	1	0	2	4
Singleton et al., 2003	1	1	1	1	1	0	5
Steinmann et al., 2010	1	0	1	1	1	2	6
Stewart et al., 1955	1	1	0	0	0	0	2
Thomas et al., 2016	1	1	1	1	1	2	7
Traub et al., 2004	1	1	1	1	1	2	7
van der Hoek et al., 2002	1	1	1	1	1	2	7
van der Hoek et al., 2001	1	1	1	1	1	2	7
Wang et al., 1989	1	1	0	0	0	0	2
Watt et al., 1953	1	1	1	1	1	0	5