

ENERGY LOSS OF SOLAR p MODES DUE TO THE EXCITATION OF MAGNETIC SAUSAGE TUBE WAVES: IMPORTANCE OF COUPLING THE UPPER ATMOSPHERE

A. GASCOYNE¹, R. JAIN¹, AND B. W. HINDMAN²

¹ Applied Mathematics Department, University of Sheffield, Sheffield S3 7RH, UK; a.d.gascoyne@sheffield.ac.uk, r.jain@sheffield.ac.uk

² JILA and Department of Astrophysical and Planetary Sciences, University of Colorado at Boulder, Boulder, CO 80309-0440, USA

Received 2014 March 31; accepted 2014 May 22; published 2014 June 19

ABSTRACT

We consider damping and absorption of solar p modes due to their energy loss to magnetic tube waves that can freely carry energy out of the acoustic cavity. The coupling of p modes and sausage tube waves is studied in a model atmosphere composed of a polytropic interior above which lies an isothermal upper atmosphere. The sausage tube waves, excited by p modes, propagate along a magnetic fibril which is assumed to be a vertically aligned, stratified, thin magnetic flux tube. The deficit of p -mode energy is quantified through the damping rate, Γ , and absorption coefficient, α . The variation of Γ and α as a function of frequency and the tube's plasma properties is studied in detail. Previous similar studies have considered only a subphotospheric layer, modeled as a polytrope that has been truncated at the photosphere. Such studies have found that the resulting energy loss by the p modes is very sensitive to the upper boundary condition, which, due to the lack of an upper atmosphere, have been imposed in a somewhat ad hoc manner. The model presented here avoids such problems by using an isothermal layer to model the overlying atmosphere (chromosphere, and, consequently, allows us to analyze the propagation of p -mode-driven sausage waves above the photosphere. In this paper, we restrict our attention to frequencies below the acoustic cut off frequency. We demonstrate the importance of coupling all waves (acoustic, magnetic) in the subsurface solar atmosphere with the overlying atmosphere in order to accurately model the interaction of solar f and p modes with sausage tube waves. In calculating the absorption and damping of p modes, we find that for low frequencies, below ≈ 3.5 mHz, the isothermal atmosphere, for the two-region model, behaves like a stress-free boundary condition applied at the interface ($z = -z_0$).

Key words: magnetohydrodynamics (MHD) – Sun: chromosphere – Sun: helioseismology – Sun: magnetic fields – Sun: oscillations – waves

Online-only material: color figures

1. INTRODUCTION

The turbulent motions in the upper convection zone of the Sun are thought to be the source of acoustic energy, stochastically exciting p modes. The convection zone is also the region where many thin magnetic fibril fields reside, continually shaken by these modes.

Solar p modes have been studied extensively using high-quality data gathered by ground- and space-based telescopes, namely at the six BiSON sites (Chaplin 1997), the GONG network (Hill et al. 1996), the GOLF experiment, and MDI instrument on board *Solar and Heliospheric Observatory* (Lazrek et al. 1997; Scherrer et al. 1995), and, more recently, Helioseismic and Magnetic Imager on board *Solar Dynamics Observatory* (Schou et al. 2012). We now have a clear and consistent picture of the observed linewidths (damping rates) associated with f and p modes (Chaplin et al. 1997; Lazrek et al. 1997; Komm et al. 2000a, 2000b, 2001). The most notable feature of the observed damping rates is the “plateau” between 2.5 and 3.1 mHz followed by a gradual rise. Damping rates indicate a global observational signature of the energy loss experienced by the p modes while a local signature of this energy loss is characterized by an absorption coefficient which is a measure of the difference between the incoming and outgoing p -mode power around a magnetic region. Magnetic features observed within the solar photosphere such as sunspots, plages, and pores are efficient absorbers of p -mode energy. The absorption coefficient was first measured by a Fourier–Hankel decomposition method (Braun et al. 1988; Braun 1995) and in recent years by

helioseismic holography (Braun & Birch 2008). The frequency dependence of the absorption coefficient has a distinctive bell curve structure which is consistent over a variety of magnetic regions and p -mode orders, with a peak between 3 and 4 mHz. The saturation of the absorption coefficient seen above 4 mHz is likely a result of the acoustic emission of p -mode power observed around magnetic features at higher frequencies (see, e.g., Jain & Haber 2002).

There have been several theoretical studies to explain the observed frequency dependence of damping rates and absorption coefficients. Bogdan et al. (1996) developed a model whereby p -mode energy is lost to magnetic flux tubes via the excitation of MHD tube waves by p -mode buffeting. They found that tube mode excitation on fibril magnetic fields may be a dominant source of low-frequency p -mode damping rates. Further work on this mechanism of p -mode damping by Hindman & Jain (2008) found that the damping rates are very sensitive to the upper boundary condition. They also demonstrated that p modes efficiently generate tube waves and that an energy flux in excess of 10^5 erg cm⁻² s⁻¹ can be driven upward through photospheric levels. Jain et al. (2009) presented a method for calculating the absorption coefficient for this mechanism for a single magnetic flux tube and for a collection of identical tubes to simulate a plage region observed by Braun & Birch (2008). This work was extended to incorporate a fixed and random distribution of tubes with varying plasma properties, thus enabling us to measure and estimate the statistical properties of flux tubes within an observed plage region (see Gascoyne et al. 2011; Jain et al. 2011a, 2011b for details).

All the abovementioned studies modeled the magnetic fibrils and their surroundings with a truncated polytrope. Regardless of whether a stress-free (Bogdan et al. 1996) or a maximal-flux (Hindman & Jain 2008) boundary condition was assumed at the truncation height (see also Crouch & Cally 1999 for a radiation boundary condition), the models did not satisfactorily represent wave reflection from the upper photosphere/lower chromosphere. Also, these studies revealed that the magnitude of damping rate, Γ , and absorption coefficient, α , were sensitive to the boundary conditions used. Here, we calculate both damping rates and absorption coefficients for the equilibrium model where the magnetic fibril is extended into an isothermal region above a polytrope. We demonstrate that the coupling of sausage waves and external p modes to the overlying atmosphere is necessary to avoid the sensitivity of boundary conditions applied at the model photosphere ($z = -z_0$).

The paper is organized as follows. In Section 2, we describe the equilibrium atmosphere of our two-region model and the static configuration of the magnetic flux tubes. Section 3 details the wavefield in the non-magnetic surroundings for both the polytropic and isothermal atmospheres separately and the coupling conditions across the interface. The wavefields describe the propagating (in the polytrope) and evanescent (in the isothermal region) form of the f - and p -mode oscillations. In Section 4, we derive the driven sausage waves of the thin magnetic flux tube and calculate the energy flux of sausage waves at the bottom and top of the polytropic and isothermal atmosphere respectively. In Section 5, we present the damping rates and absorption coefficients of p modes, and discuss our results.

2. EQUILIBRIUM CONFIGURATION

In this section, we describe the equilibrium model of a slender magnetic fibril as an axisymmetric magnetic flux tube embedded in a plane-parallel, gravitationally stratified two-region atmosphere. The lower and upper layers of the model represent the subsurface and the upper atmosphere, respectively. It is therefore appropriate to consider polytropic and isothermal atmospheres for the interior and the upper photosphere, respectively. A schematic representation of the excitation of tube waves along a thin magnetic fibril due to p -mode buffeting in our two-region model is shown in Figure 1.

The surrounding non-magnetic medium is modeled as a polytropic atmosphere below the isothermal atmosphere. The vertical variation of the pressure p_e and density ρ_e for the polytropic atmosphere is

$$p_e = p_0 \left(-\frac{z}{z_0} \right)^{a+1}, \quad \rho_e = \rho_0 \left(-\frac{z}{z_0} \right)^a, \quad (1)$$

where ρ_0 is the density at the interface $z = -z_0$ and $p_0 = g z_0 \rho_0 / (a + 1)$. The isothermal atmosphere, which represents the upper photosphere/lower chromosphere of the Sun, has its lower boundary at the truncation depth $z = -z_0$ and extends infinitely upward as $z \rightarrow \infty$. The vertical variation of the pressure p_e and density ρ_e in the isothermal atmosphere is

$$p_e = p_0 e^{-(z+z_0)/H}, \quad \rho_e = \rho_0 e^{-(z+z_0)/H}, \quad (2)$$

where the scale height $H = z_0 / (a + 1)$. The sound speed for both atmospheres is $c^2 = \gamma p_e / \rho_e$.

It is clear from Equations (1) and (2) that the equilibrium quantities are continuous through the interface. In the polytropic

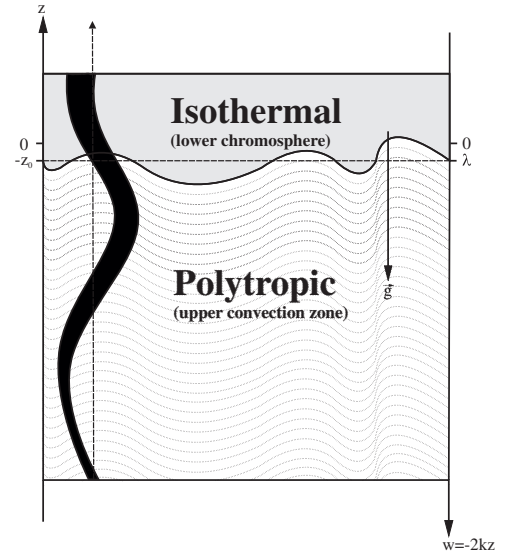


Figure 1. Illustration of the proposed model configuration where the right axis is the non-dimensional representation of the left axis and consequentially points in the opposite direction. The thin magnetic flux tube undergoes wave-like behavior due to the motions of the surrounding medium. The interface resides at $z = -z_0$, where we apply the continuity of the Lagrangian pressure perturbation; this explains the non-ridged nature of this boundary and why the two regions interact non-linearly.

atmosphere, the pressure, density, and sound speed vary as a power law where a is the polytropic index and is related to the ratio of specific heats γ via $\gamma = (a + 1)/a$. In the isothermal atmosphere, the pressure and density decrease exponentially with height at the same rate, thus the sound speed (and the temperature) is constant.

The characteristic physical scales for our model photosphere ($z = -z_0$) are assumed to coincide with the photospheric reference model of Maltby et al. (1986), and so we adopt $\rho_0 = 2.78 \times 10^{-7} \text{ g cm}^{-3}$, $p_0 = 1.21 \times 10^5 \text{ g cm}^{-1} \text{ s}^{-2}$, and $g = 2.775 \times 10^4 \text{ cm s}^{-2}$. The choice of polytropic index $a = 1.5$ yields the truncation depth $z_0 = 392 \text{ km}$ and a photospheric sound speed of 8.52 km s^{-1} .

Now we define the profile of our magnetic fibril field, first introduced by Bogdan et al. (1996) (see also Hasan 1997; Hindman & Jain 2008; Jain et al. 2009; Gascoyne et al. 2011). We assume the magnetic fibril is a thin, untwisted, axisymmetric, and vertically aligned magnetic flux tube which lacks internal lateral structure. For such a thin magnetic flux tube to be in thermal equilibrium and hydrostatic balance requires that temperature and the total pressure is uniform across the tube and is equal to the external pressure and temperature. Thus, the magnetic pressure has the same scale height as the gas pressure which results in a constant plasma- β (ratio of gas to magnetic pressure) with height within the tube. Since the gas pressure decreases rapidly with height in the solar atmosphere, so does the magnetic pressure; this then results in significant flaring of field lines which inevitably will break the thin flux tube approximation. However, if the skin depth of the wave solutions are sufficiently small, the waves will not sense the uppermost portion of the atmosphere where the approximation becomes invalid. Therefore, we can safely ignore this problem if we restrict our attention to frequencies below the cut off frequency for the isothermal atmosphere. The lateral variation of the magnetic field is ignored (see Bogdan et al. 1996 for details). Thus, the tube's internal pressure $P(z)$, density $\rho(z)$, magnetic

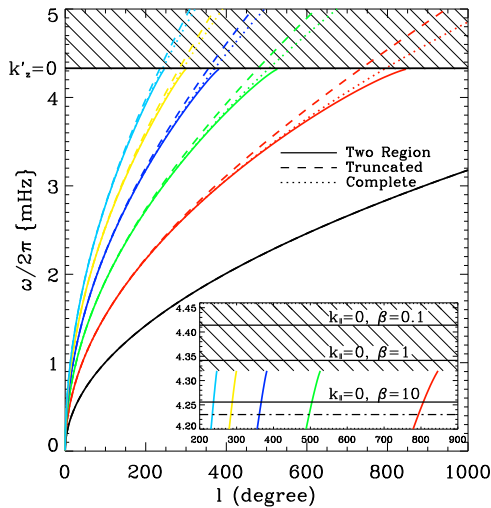


Figure 2. Dispersion relation for non-magnetic waves in the two-region model (solid) considered here, and previously studied truncated (dashed) and complete (dotted) polytropes. Each mode order is plotted with a different color: f (black), p_1 (red), etc. In this paper, we restrict our attention to frequencies below the cut-off (indicated by the horizontal solid line). The inset plot shows the location of the sausage wave cut off frequency ($k_{||} = 0$, solid horizontal line) for $\beta = 0.1, 1, 10$. The shaded region denotes the zones of propagation for p modes in the isothermal atmosphere (of which we do not consider). The dot-dashed line indicates the frequency limit where the upper boundary condition is valid, i.e., $|k'_z| + |k_{||}| > (1/4H)$.

(A color version of this figure is available in the online journal.)

field $B(z)$, and cross-sectional area $A(z)$ can be described as follows:

$$p(z) = \frac{\beta}{\beta + 1} p_e(z), \quad (3)$$

$$\rho(z) = \frac{\beta}{\beta + 1} \rho_e(z), \quad (4)$$

$$\frac{B^2(z)}{8\pi} = \frac{1}{\beta + 1} p_e(z), \quad (5)$$

$$A(z) = \frac{\Theta}{B(z)} = \left(\frac{\beta + 1}{8\pi p_e(z)} \right)^{1/2} \Theta, \quad (6)$$

where Θ is the constant magnetic flux. All parameters associated with the external non-magnetic atmosphere which have an internal counterpart associated with the magnetic flux tube will be distinguished with the subscript “ e .”

3. WAVEFIELDS IN THE FIELD-FREE ATMOSPHERE

We assume that the fluid displacement takes the form

$$\xi_e = \tilde{\xi}_e(z) e^{i(kx - \omega t)}, \quad (7)$$

where $\tilde{\xi}_e(z)$ is the vertical eigenfunction of the displacement vector. For the polytrope, the temperature varies linearly with depth ($\propto -gz/a$), thus the vertical eigenfunction is represented by the Whittaker function $W_{\kappa, \mu}$ (see Equation (A3)). However, for the isothermal region the temperature is constant and so we also Fourier analyze the governing equation (Equation (A6)) in height. Thus, the vertical wavenumber in the isothermal region is defined as

$$k'_z = \sqrt{(\omega^2 - \omega_{ac}^2) \frac{1}{c^2} - (\omega^2 - \omega_{BV}^2) \frac{k_x^2}{\omega^2}}, \quad (8)$$

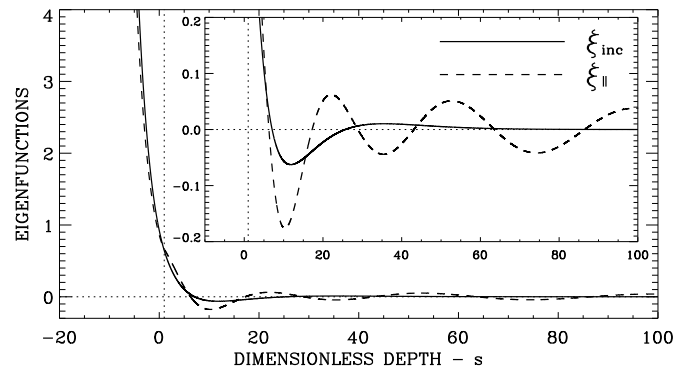


Figure 3. Vertical displacements for the incident p_2 mode, ξ_{inc} , (solid line) and corresponding sausage wave solution, $\xi_{||}$, (dashed line) for $\beta = 1$. The vertical dotted line denotes the interface at $s = 1$. The inset plot shows the propagating portion of the wave solutions in the polytropic region.

where $\omega_{ac} = \gamma g/(2c)$ and $\omega_{BV} = \sqrt{\gamma - 1}g/c$ are the acoustic cut-off and Brunt Väisälä frequencies, respectively. We match the wave perturbations in the two atmospheres by ensuring continuity of the vertical displacement $\xi_{z,e}$ and Lagrangian pressure perturbation δp_e across the interface $z = -z_0$. The upper and lower boundary conditions are that the wave energy density vanishes as $z \rightarrow \pm\infty$. The details of this procedure is described in Appendix A.

In order to satisfy the matching conditions, we solve Equation (A8) for κ , at each dimensionless frequency ν . We obtain a discrete set of eigenvalues which correspond to each individual wave mode (Figure 2) similarly to the truncated (Bogdan et al. 1996) and complete (Fan et al. 1995) polytrope cases. The fundamental mode ($n = 0$) is the same for all three cases which is expected since this mode is a surface gravity wave, i.e., incompressible ($\nabla \cdot \xi_e = 0$) in both the polytropic and isothermal atmospheres. The isothermal atmosphere sets a global frequency cut-off when $k'_z = 0$ (see Equation (8)). For a polytropic index of $a = 1.5$ and an interface located at $z = -z_0$ where $z_0 = 392$ km, the cut-off frequency is ≈ 4.3 mHz (Figure 2), below this frequency the waves are evanescent whereas above the cut-off the waves are propagating in the isothermal region. In this paper, we are concerned with trapped p modes, thus we calculate eigenvalues and eigenfunctions for the two-region model for frequencies $\omega/(2\pi) \leq 4.3$ mHz. The solid curve in Figure 3 illustrates the vertical displacement for the p_2 -mode at 3 mHz, clearly showing the propagating portion of the wave in the polytropic region and the evanescent tail in the isothermal region.

4. EXCITATION OF SAUSAGE WAVES

The incident f and p modes, described by Equations (A10) and (A11), drive waves along the thin magnetic tube, thus removing energy from the p -mode cavity. Here we shall concentrate solely on the excitation of sausage waves which can be described as an axisymmetric-pressure-driven wave with motions parallel to the magnetic flux tube. Under the thin flux tube approximation we derive a set of MHD equations for an inviscid and infinitely conducting medium. On linearizing these equations and assuming a time dependence consistent with the external perturbations, we can describe the interaction of the field-free medium with the thin flux tube for the sausage mode in both the polytropic and isothermal atmosphere. Thus, using the formulation of Hindman & Jain (2008), Jain et al. (2009), and Gascoyne et al. (2011) for the polytropic

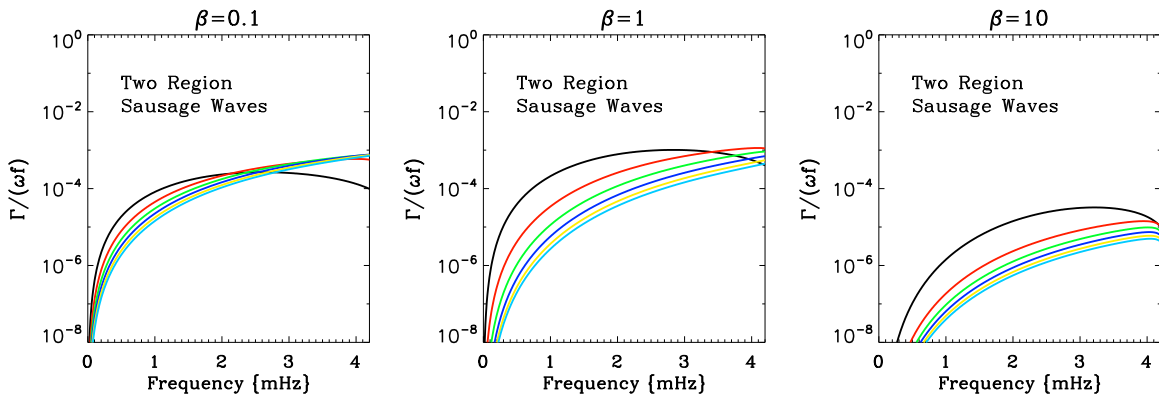


Figure 4. Damping rate of f and p modes due to excitation of sausage waves on thin magnetic flux tubes embedded in a two-region polytropic-isothermal atmosphere. Each mode order is plotted with a different color; see Figure 2 for the color scheme.

(A color version of this figure is available in the online journal.)

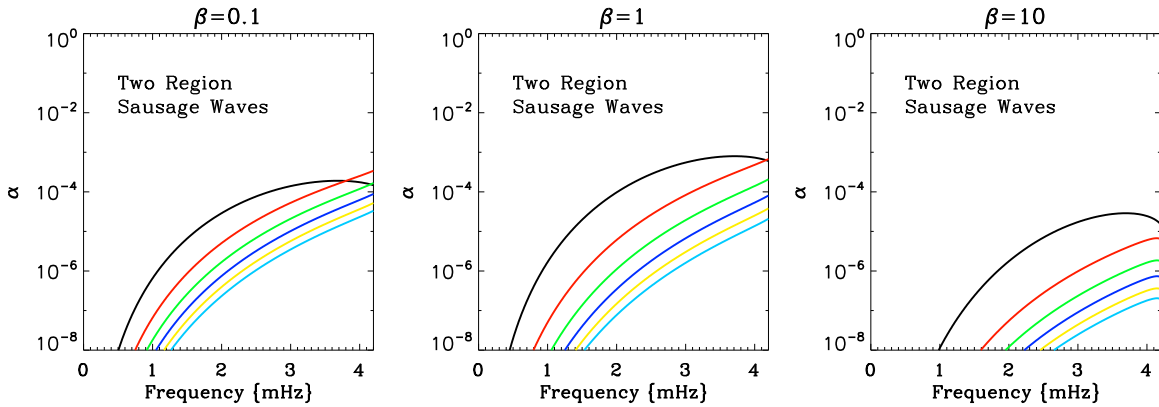


Figure 5. Absorption coefficient for a single tube embedded in a two-region polytropic-isothermal atmosphere. Each mode order is plotted with a different color; see Figure 2 for the color scheme.

(A color version of this figure is available in the online journal.)

atmosphere and Hasan (1997) for the isothermal atmosphere, we obtain the governing equations for the propagation of sausage waves within our prescribed two-region atmosphere,

$$\left[c_T^2 \frac{\partial^2}{\partial z^2} - \frac{\gamma g}{2} \frac{c_T^2}{c^2} \frac{\partial}{\partial z} + \omega^2 + N_g \right] \xi_z = \frac{c_T^2}{\rho V_A^2} \left(\frac{\partial}{\partial z} + \frac{g}{c^2} \right) p_e', \quad (9)$$

where $V_A^2 = B^2/(4\pi\rho)$ and $c_T^2 = c^2/(1 + c^2/V_A^2)$ are the Alfvén speed and tube speed, respectively. The governing equations for the propagation of sausage waves in the two regions are essentially the same besides the term $N_g (= -\omega_{\text{BV}}^2 (c^2 + \frac{\gamma}{2} V_A^2)/(c^2 + V_A^2))$, which permits the propagation of gravity waves in the isothermal layer; this quantity is zero for the polytrope which is in adiabatic equilibrium.

The solutions to Equation (9) are derived in detail in Appendix B and take the form

$$\xi_{\parallel} = \xi_{\parallel}(z) e^{-i\omega t} \hat{z}, \quad (10)$$

where $\xi_{\parallel}(z)$ is written explicitly in Equations (B2) and (B3) for the isothermal and polytropic atmospheres, respectively. The solution in the polytropic atmosphere is a combination of Hankel functions and Greens functions, whereas in the isothermal region the solution can be written in terms of Fourier

components, thus the vertical wavenumber for the sausage wave in the isothermal atmosphere can be written as

$$k_{\parallel} = \sqrt{\frac{\omega^2 - \omega_s^2}{c_T^2}}, \quad \omega_s^2 = \omega_{\text{BV}}^2 + \frac{c_T^2}{H^2} \left(\frac{3}{4} - \frac{1}{\gamma} \right)^2. \quad (11)$$

The matching conditions for the sausage tube wave, applied at $z = -z_0$, are analogous to the field-free medium in that the continuity of the vertical displacement ξ_{\parallel} and Lagrangian pressure perturbation δp_{\parallel} across the interface between the two regions are ensured (discussed in detail in Appendix B.1). The upper and lower boundary conditions we require are that the wave energy density is finite as $z \rightarrow \pm\infty$. The details are given in Appendix B.

5. RESULTS AND DISCUSSION

The aim is to understand how MHD tube waves can transport energy from p modes in the convection zone down into the deep interior and up into the upper photosphere/lower chromosphere. In Appendix C, we derive expressions for the upward, $E_{\parallel}^{(u)}$, and downward, $E_{\parallel}^{(d)}$, energy flux of sausage waves driven by f and p modes in a two-region, polytropic, and isothermal atmosphere. We quantify the energy loss of f and p modes as a damping rate, Γ , and absorption coefficient, α , which are explicitly calculated in Appendix C.1 from the wave energy flux of sausage waves and the energy contained in f and p modes for the given model.

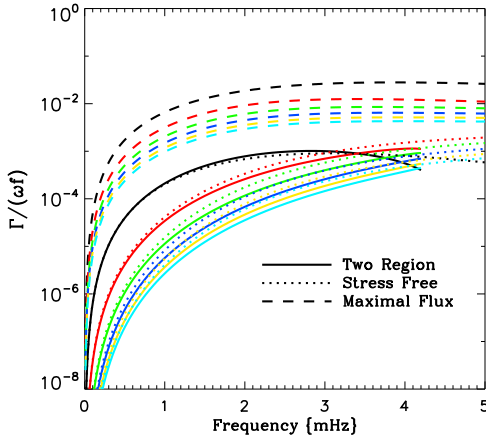


Figure 6. Damping rate of f and p modes due to the excitation of sausage waves on thin magnetic flux tubes embedded in a two-region polytropic-isothermal atmosphere for $\beta = 1$. Height at which we calculate $E_{\parallel}^{(u)}$ is, as $z \rightarrow \infty$ scale heights above the interface. Overplotted are the cases of applying a stress-free (dotted) and maximal-flux (dashed) boundary condition at the interface ($z = -z_0$) (Bogdan et al. 1996; Hindman & Jain 2008). Each mode order is plotted with a different color; see Figure 2 for the color scheme.

(A color version of this figure is available in the online journal.)

In Figures 4 and 5, we present damping rates and absorption coefficients for three values of the plasma- $\beta = 0.1, 1, 10$. The β dependence of both the damping and of absorption vary non-linearly, with a peak at around $\beta = 1$ and decreasing in magnitude with increasing and decreasing β from this peak. The upward and downward wave energy flux are calculated as $z \rightarrow \infty$ and $z \rightarrow -\infty$, respectively. No wave energy escapes the upper domain into the overlying atmosphere since the sausage waves are evanescent in the frequency regime to which we are restricted (see Figure 2 below the dot-dashed line). Therefore, all wave energy that escapes the acoustic cavity in the model is through the lower domain. This property is similar to that of a model with a stress-free condition imposed at the photosphere, except that additional driving can occur above the photosphere and the phase shift of the reflected wave may differ.

The low-frequency portion of the damping rates and absorption coefficients are in very good agreement with previous studies where a stress-free boundary condition was applied at the model photosphere ($z = -z_0$) (see Hindman & Jain 2008; Jain et al. 2009). In this frequency regime, the upper turning point of both sausage waves and p modes are well below the interface, thus the isothermal region behaves very similar to a stress-free boundary at $z = -z_0$ (see Figure 6). This also implies that for low frequencies most of the p -mode energy lost to the tube escapes down the tube and very little escapes into the isothermal atmosphere, which is apparent when the energy fluxes $E_{\parallel}^{(u)}$ and $E_{\parallel}^{(d)}$ are investigated in detail (see Appendix C). In Figure 7, we plot the upward sausage wave energy flux, $E_{\parallel}^{(u)}$ (Equation (C4)), as a function of height and the corresponding value of $E_{\parallel}^{(d)}$ as a reference for how large the upward energy flux is. The solid curve in Figure 7 shows that the upward wave energy flux decays with height, but the rate of decay decreases with frequency. For frequencies above 3 mHz, a significant amount of energy flux remains in the tube, even a few scale heights above the interface, this energy flux eventually decays to zero and does not leave the domain, i.e., does not contribute to the damping and absorption of p modes. The sausage waves are evanescent in the isothermal region, thus their wave energy flux is not being carried by free

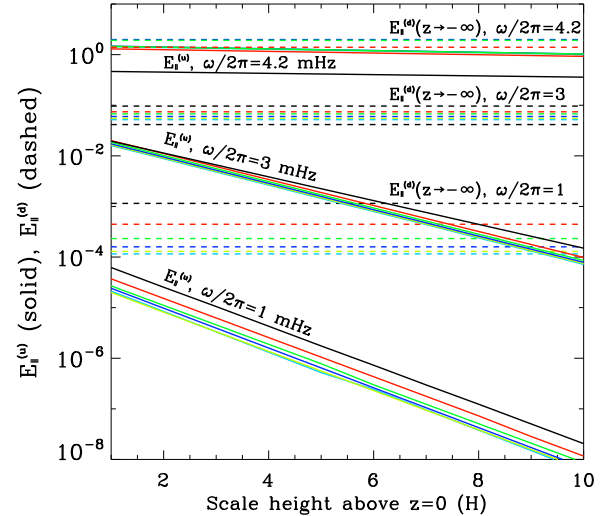


Figure 7. Upward sausage wave energy flux, $E_{\parallel}^{(u)}$, as a function of height (solid) for $\beta = 1$ and $\omega/2\pi = 1, 3$ and 4.2 mHz (labeled accordingly). Also, downward sausage wave energy flux, $E_{\parallel}^{(d)}$, plotted as $z \rightarrow \infty$ (dashed) for reference, thus does not relate to the horizontal scale and is a constant for each mode order and frequency. Each mode order is plotted with a different color; see Figure 2 for the color scheme.

(A color version of this figure is available in the online journal.)

oscillations. The flux is the result of driven oscillations from below and the flux decreases with height because the p -mode driver (also evanescent) acts as a sink in the isothermal region removing energy from the tube. However, caution must be taken for frequencies too close to the cut-off frequency, since very close to this frequency the p -mode eigenfunction and, hence the wave driver, has a skin depth that is insufficiently short to ensure that the excitation remains finite with height. This manifests as divergent behavior in $E_{\parallel}^{(u)}$ in the limit $z \rightarrow \infty$. Explicitly, the term S in Equation (C4) diverges with height because of its dependence on $\sim \exp(1/2[i\lambda_{z,e} + i\lambda_{\parallel} + (a+1)/2])$. This divergent behavior is clearly unphysical and can be avoided if we ensure that $|k'_z| + |k_{\parallel}| > (1/4H)$, or for the parameters used here, if we restrict our attention to frequencies below 4.23 mHz.

The inclusion of an upper isothermal atmosphere allows us to take into account the coupling of all waves between the two regions which is an arduous procedure but required in order to model the reflective properties of the upper atmosphere with even minimal fidelity. In Figure 6, we compare damping rates for our two-region (infinite domain) model with truncated polytrope models with stress-free and maximal-flux boundary conditions applied at the interface ($z = -z_0$) (Bogdan et al. 1996; Hindman & Jain 2008; Jain et al. 2009). As noted earlier, the low-frequency behavior of the two-region model is similar to that of the stress-free case; the isothermal atmosphere reflects all waves back down the tube in a similar manner as in the stress-free case. For higher frequencies, the damping of p modes decrease compared to the stress-free case; this is due to the mechanism discussed earlier, that the p modes act as a sink in the isothermal atmosphere extracting energy out of sausage waves. In the stress-free model, the upward propagating wave is forced to reflect at the interface and thus propagates down the tube and this energy loss is measured at the lower boundary as a combination of downward and upward reflected propagating waves. In the present two-region case, this upward propagating wave in the polytrope is no longer reflecting in the same manner at the interface and instead becomes evanescent very close to

the interface and a portion of its wave energy is transported into the isothermal region. This energy flux then decreases to zero with height and thus we measure a zero contribution to the escaping wave energy flux, reducing the damping rate at higher frequencies where this effect becomes increasingly dominant. The maximal-flux condition (introduced in Hindman & Jain 2008) is vital in providing an upper limit on the amount of energy lost from f and p modes to magnetic tube waves. However, it does not provide insight into the nature of the interaction of tube waves with a realistic overlying atmosphere (Figure 6, dashed lines).

5.1. Conclusion

In this paper, we have presented a calculation for damping rates and absorption coefficients of solar p modes due to the excitation of sausage tube waves in a two-region (isothermal-polytropic) atmosphere. By including an isothermal region above the p -mode cavity, we have shown that the linewidths (or damping rates) of solar f and p modes are sensitive to a change in the reflective properties of the surface.

Our two-region atmosphere model demonstrates the importance of coupling between the interior to the upper atmosphere for the near surface behavior of the solar acoustic oscillations and the magnetic sausage tube waves. The comparison of damping rates and absorption coefficients with previous such studies demonstrates that a stress-free boundary condition applied at the photosphere gives a good approximation, at low frequencies, but should be considered with caution as one approaches closer to the acoustic cut-off frequency.

For the absorption coefficients, it has also been previously noted that at low frequencies below 3 mHz the theoretical estimates are qualitatively similar to the observations (Jain et al. 2009) which is consistent with the results presented here. Above 3–4 mHz, the observations underestimate the absorption of p -mode energy and show a rapid fall-off of the absorption coefficient which is likely to be due to the existence of high-frequency halos surrounding active regions (Jain & Haber 2002) and due to acoustic jacket modes in the f - and p -mode wavefields (Bogdan & Cally 1995; Cally 2013).

This work is supported by STFC (UK). B.W.H. also acknowledges NASA grants NNX09AB04G, NNX14AC05G, and NNZ14AG05.

APPENDIX A

WAVEFIELDS IN THE NON-MAGNETIC SURROUNDINGS

In this section, we shall derive the wavefields for both the polytropic and isothermal atmospheres. At the interface $z = -z_0$ the vertical component of the displacement perturbation $\xi_{z,e}$, and the Lagrangian pressure perturbation $\delta p_e = -\gamma p_e \nabla \cdot \xi_e$ are both (assumed to be) continuous.

A.1. Polytropic Wavefield

In the field-free polytropic atmosphere we follow the procedure adopted by Bogdan et al. (1996), Hindman & Jain (2008), and Gascoyne et al. (2011). Thus, the wave perturbations p'_e , ρ'_e , ξ_e , in pressure, density, and fluid displacement, respectively, can be written in terms of a displacement potential Φ ,

$$\xi_e = \nabla \Phi, \quad p'_e = -\rho_e \frac{\partial^2 \Phi}{\partial t^2}, \quad \rho'_e = -\frac{\rho_e}{c^2} \frac{\partial^2 \Phi}{\partial t^2}, \quad (\text{A1})$$

which together form the wave equation (see Lamb 1945),

$$\frac{\partial^2 \Phi}{\partial t^2} = c^2 \nabla^2 \Phi - g \frac{\partial \Phi}{\partial z}. \quad (\text{A2})$$

The incident acoustic wavefield expressed by Equation (A2) supports plane wave solutions of the form

$$\Phi(x, t) = z_0 \mathcal{A} e^{i(k_x x - \omega t)} Q(z), \quad (\text{A3})$$

where \mathcal{A} is the complex wave amplitude, ω the temporal frequency, k_x the horizontal wavenumber, and $Q(z)$ the vertical eigenfunction. Thus, (A2) yields

$$Q(w) = w^{-(\mu+1/2)} W_{\kappa, \mu}(w), \quad (\text{A4})$$

where $W_{\kappa, \mu}$ is the Whittaker function of the second kind. Also,

$$w = -2k_x z, \quad v^2 = \frac{a\omega^2 z_0}{g}, \quad \kappa = \frac{v^2}{2k_x z_0}, \\ \mu = \frac{(a-1)}{2}, \quad \lambda = 2k_x z_0. \quad (\text{A5})$$

A.2. Isothermal Wavefield

In the field-free isothermal atmosphere, the linearized hydrostatic equations can be manipulated to form the governing wave equation for the vertical displacement perturbation as

$$\frac{\partial^2 \xi_e}{\partial t^2} = c^2 \nabla \cdot (\nabla \cdot \xi_e) + (\gamma - 1) g (\nabla \cdot \xi_e) + \nabla \cdot (g \cdot \xi_e). \quad (\text{A6})$$

Since this partial differential equation has constant coefficients, we Fourier analyze in time and space, i.e., $\xi_e = \mathbf{A} \exp[i(\mathbf{k} \cdot \mathbf{x} - \omega t)]$. If we refer to Figure 1, the isothermal atmosphere is situated on top of the polytropic atmosphere with its base at $z = -z_0$, thus substituting $z = z + z_0$ and denoting $k_z = -i(1/2H) + k'_z$ (see Equation (8)) the displacement ξ_e can be written as

$$\xi_e = \mathbf{A} e^{(z+z_0)/(2H)} e^{i(k'_z(z+z_0) + k_x x - \omega t)}. \quad (\text{A7})$$

A.3. Matching Conditions across the Interface

The continuity of Lagrangian pressure perturbation at the interface yields the following relation

$$[v^2 a - 2\kappa^2 (i\lambda_{z,e} + a + 1)] W_{\kappa, \mu}(\lambda) \\ + \kappa (2\kappa - a) (i\lambda_{z,e} - a + 1) W_{\kappa, \mu+1}(\lambda) = 0, \quad (\text{A8})$$

where

$$\lambda_{z,e} = 2k'_z z_0 = \sqrt{\frac{\lambda}{\kappa} (4\kappa^2 + a - v^2) - (a+1)^2}. \quad (\text{A9})$$

Note that in order to solve Equation (A8), we require that $\lambda_{z,e}$ is purely imaginary, thus we only consider trapped p -mode solutions. We couple the propagating waves in the polytrope to evanescent waves in the isothermal atmosphere, thus we only consider the frequencies below the acoustic cut-off frequency which is given by $\lambda_{z,e}^2 < 0$.

After solving Equation (A8) for the eigenfrequencies, using the non-dimensional parameters (A5) the vertical component of the eigenfunctions can be calculated as

$$\xi_{z,e}^{(1)} = -z_0 \frac{\mathcal{A}}{\lambda} \frac{dQ}{dw} \Big|_{w=\lambda} e^{\frac{1}{2}(i\lambda_{z,e} + a + 1)(1 - \frac{w}{\lambda})}, \quad w \leq \lambda, \quad (\text{A10})$$

$$\xi_{z,e}^{(P)} = -z_0 \frac{A}{z_0} \lambda \frac{dQ}{dw}, \quad w \geq \lambda, \quad (\text{A11})$$

where we have used the notation $\xi_{z,e}^{(I)}$ and $\xi_{z,e}^{(P)}$ for the isothermal and polytropic vertical displacements, respectively. Above we have omitted the Fourier components $e^{i(kx-\omega t)}$, which we shall continue to do so for brevity but still take into account the t and x derivatives when encountered.

A.4. Energy Contained in f - and p -mode Oscillations

The wave energy density of f and p modes for the prescribed model is given by (see Bray & Loughhead 1974)

$$\mathcal{W} = \frac{1}{4} \rho_e \left| \frac{\partial \xi_e}{\partial t} \right|^2 + \frac{|p'_e|^2}{4\rho_e c^2} - \frac{1}{4} \frac{g^2}{c^2} \rho_e \left(1 + \frac{c^2}{g\rho_e} \frac{d\rho_e}{dz} \right) |\xi_{z,e}|^2. \quad (\text{A12})$$

For a neutrally stable atmosphere, the last term, which corresponds to the gravitational energy, vanishes. Taking the time average, integrating over depth and multiplying by $4\pi R_\odot^2$ gives the energy contained in f - and p -mode oscillations which we shall denote E_n . The polytropic segment of this integral is given by Hindman & Jain (2008),

$$E_n^{(P)} = 4\pi R_\odot^2 \frac{g\rho_0 z_0^2}{4a} \lambda^2 \frac{|A|^2}{z_0^2} \mathcal{N}_n^{(1)}, \quad (\text{A13})$$

where

$$\mathcal{N}_n^{(1)} = \frac{\kappa^2}{\lambda^a} \int_\lambda^\infty dw \frac{w^a}{\kappa} \left[\left(\frac{dQ(w)}{dw} \right)^2 + \left(\frac{1}{4} + \frac{\kappa}{w} \right) Q^2(w) \right]. \quad (\text{A14})$$

The isothermal contribution to the wave energy density is calculated as (see also Hasan 1997)

$$\mathcal{W}^{(I)} = \frac{p_e}{4} \left\{ \frac{\gamma}{c^2} (\omega^2 + \omega_{\text{BV}}^2) |\xi_{z,e}|^2 + \frac{1}{\gamma} \left(1 + \frac{c^2 k_x^2}{\omega^2} \right) \left| \frac{p'_e}{p_e} \right|^2 \right\}. \quad (\text{A15})$$

Integrating Equation (A15) over the domain (which is from the interface $z = -z_0$ to $z = \infty$ or $w = \lambda$ to $w = -\infty$) and multiplying by our model surface area, we obtain

$$E_n^{(I)} = 4\pi R_\odot^2 \frac{g\rho_0 z_0^2}{4a} \lambda^2 \frac{|A|^2}{z_0^2} \mathcal{N}_n^{(2)}, \quad (\text{A16})$$

where

$$\mathcal{N}_n^{(2)} = \left\{ v^2 + a + \left(1 + \frac{v^2}{4\kappa^2} \right) \left[\frac{2\kappa^2 (i\lambda_{z,e} - a + 1)}{v^2 - 4\kappa^2} \right]^2 \right\} \times \left(\frac{1}{-i\lambda_{z,e}} \right) \left(\frac{dQ}{dw} \Big|_{w=\lambda} \right)^2. \quad (\text{A17})$$

The total energy contained in the f - and p -mode oscillations for the two-region model is $E_n = E_n^{(P)} + E_n^{(I)}$.

A.5. Lateral Energy Flux of f - and p -mode Oscillations

The external (to the flux tube) wavefield in both the polytropic and isothermal regions can be converted from Cartesian (x, y, z) to cylindrical polar coordinates (r, ϕ, z) with its origin centered on the flux tube (i.e., $r = 0$) using the Jacobi–Anger expansion.

Thus, in both regions the wavefields functional dependence on r , ϕ , and t is

$$f(r, \phi, t) = \frac{1}{2} e^{i(m\phi - \omega t)} H_m^{(2)}(kr). \quad (\text{A18})$$

The energy flux of f and p modes for the prescribed model is given by (see Bray & Loughhead 1974)

$$\mathbf{F} = p'_e \mathbf{v}_e. \quad (\text{A19})$$

Taking the time average and integrating over a cylinder of radius r gives the lateral energy flux of f - and p -mode oscillations which we shall denote F_n . The polytropic component of the lateral energy flux, i.e., from $z = -\infty$ to $z = -z_0$, can be written as (see Jain et al. 2009)

$$F_n^{(P)} = -\frac{|A|^2}{z_0^2} \rho_0 z_0^2 \left(\frac{g z_0}{a} \right)^{3/2} \mathcal{H}_n^{(1)}, \quad (\text{A20})$$

where

$$\mathcal{H}_n^{(1)} = \frac{v^3}{2} \left(\frac{\kappa}{v^2} \right)^{a+1} \int_{\frac{v^2}{\kappa}}^\infty dw w^a Q^2(w). \quad (\text{A21})$$

We now consider the calculation of the isothermal component of the lateral energy flux, i.e., from $z = -z_0$ to $z = \infty$,

$$\langle F_r^{(I)} \rangle = \int_0^{2\pi} r d\phi \int_{-z_0}^\infty \frac{1}{4} (p'_e v_{r,e}^* + p_e^* v'_{r,e}) dz. \quad (\text{A22})$$

First, we calculate $v'_{r,e} = -i\omega \xi_{r,e}$ as

$$v'_{r,e} = -\frac{2i}{\omega} \frac{\partial}{\partial r} \left(\frac{p'_e}{\rho_e} \right). \quad (\text{A23})$$

In cylindrical polar coordinates p'_e can be written using (A18) in the form

$$p'_e = -\gamma p_e \lambda \frac{dQ}{dw} \Big|_{w=\lambda} \frac{A}{2z_0} \left[\frac{2\kappa^2 (i\lambda_{z,e} - a + 1)}{v^2 - 4\kappa^2} \right] \times e^{\frac{1}{2}(i\lambda_{z,e} + a + 1)(1 - \frac{w}{\lambda})} H_m^{(2)}(kr) e^{i(m\phi - \omega t)}. \quad (\text{A24})$$

Substituting Equations (A23) and (A24) into (A22) and using the Wronskian for the Hankel functions, we obtain

$$F_n^{(I)} = -\frac{|A|^2}{z_0^2} \rho_0 z_0^2 \left(\frac{g z_0}{a} \right)^{3/2} \mathcal{H}_n^{(2)}, \quad (\text{A25})$$

where

$$\mathcal{H}_n^{(2)} = v^3 \left(\frac{1}{-i\lambda_{z,e}} \right) \left(\frac{dQ}{dw} \Big|_{w=\lambda} \right)^2 \left[\frac{2\kappa (i\lambda_{z,e} - a + 1)}{v^2 - 4\kappa^2} \right]^2. \quad (\text{A26})$$

The time-averaged lateral energy flux of solar f - and p -mode oscillations for the two-region model is $F_n = F_n^{(P)} + F_n^{(I)}$.

APPENDIX B

GOVERNING EQUATIONS FOR THE SAUSAGE TUBE WAVES DRIVEN BY p -MODE BUFFETING IN A TWO-REGION ATMOSPHERE

Under the thin flux tube approximation, we derive a set of MHD equations for an inviscid and infinitely conducting

medium. On linearizing these equations and assuming a time dependence consistent with the external perturbations, we can describe the interaction of the field-free medium with the thin flux tube for the sausage mode in both the polytropic and isothermal atmosphere. Thus, using the formulation of Hindman & Jain (2008), Jain et al. (2009), and Gascoyne et al. (2011) for the polytropic atmosphere and Hasan (1997) for the isothermal atmosphere, we obtain the governing equations for the propagation of sausage waves for our prescribed two-region atmosphere

$$\left[c_T^2 \frac{\partial^2}{\partial z^2} - \frac{\gamma g}{2} \frac{c_T^2}{c^2} \frac{\partial}{\partial z} + \omega^2 + N_g \right] \xi_z = \frac{c_T^2}{\rho V_A^2} \left(\frac{\partial}{\partial z} + \frac{g}{c^2} \right) p'_e, \quad (\text{B1})$$

where $V_A^2 = B^2/(4\pi\rho)$ and $c_T^2 = c^2/(1 + c^2/V_A^2)$ are the squares of Alfvén speed and tube speed, respectively. The governing equations for the propagation of sausage waves in the two regions are essentially the same apart from the term N_g ($= -\omega_{\text{BV}}^2 (c^2 + \frac{\gamma}{2} V_A^2)/(c^2 + V_A^2)$), which permits the propagation of gravity waves in the isothermal layer; this quantity is zero for the polytrope which is in adiabatic equilibrium and therefore gravity waves cannot propagate. For the two atmospheres we obtain the following solutions to Equation (9):

$$\xi_{\parallel}^{(I)} = -\mathcal{A}[B_1 e^{b_1(1-s)} + B_2 e^{b_2(1-s)} + \mathcal{K} e^{b_3(1-s)}] \quad (\text{B2})$$

$$\xi_{\parallel}^{(P)} = -\frac{i\pi}{2} \mathcal{A}\{\psi_{\parallel}(s)[\Omega + \mathcal{J}^*(s)] + \psi_{\parallel}^*(s)[\mathcal{I} - \mathcal{J}(s)]\} \quad (\text{B3})$$

where * denotes the complex conjugate and

$$\begin{aligned} b_1 &= \frac{1}{4}(2i\lambda_{\parallel} + a + 1), & b_2 &= -\frac{1}{4}(2i\lambda_{\parallel} - a - 1), \\ b_3 &= \frac{1}{2}(i\lambda_{z,e} + a + 1), \\ \lambda_{\parallel} &= 2k_{\parallel}z_0 = \sqrt{2(v^2 - a)(2 + \gamma\beta) - \frac{(a-3)^2}{4}} \end{aligned} \quad (\text{B4})$$

$$\mathcal{K} = \lambda \left. \frac{dQ}{dw} \right|_{w=\lambda} \frac{2\gamma(1+\beta)(v^2 - a)}{\left\{ (i\lambda_{z,e} + \frac{a+1}{2})^2 + \lambda_{z,e}^2 \right\}}, \quad (\text{B5})$$

$$\psi_{\parallel}(s) = s^{-\mu/2} H_{\mu}^{(1)}(2v\sqrt{\epsilon}s), \quad (\text{B6})$$

$$\mathcal{J}(s) = \int_1^s r^{\mu+1} \psi_{\parallel}(r) f(r) dr, \quad (\text{B7})$$

$$\mathcal{I} = \int_1^{\infty} r^{\mu+1} \psi_{\parallel}(r) f(r) dr, \quad (\text{B8})$$

$$f(s) = -\frac{(1+a)(\beta+1)v^2}{2a} \frac{dQ(s)}{s ds}. \quad (\text{B9})$$

We have also introduced the dimensionless parameters $s = -z/z_0$ and $\epsilon = (2a + \beta(1+a))/(2a)$. Assuming a finite energy density at the upper boundary ($s \rightarrow \infty$), we set $B_2 = 0$.

B.1. Matching Conditions for the Sausage Tube Waves at the Interface

At the interface $s = 1$ we require the two solutions $\xi_{\parallel}^{(I)}$ and $\xi_{\parallel}^{(P)}$ (Equations (B2) and (B3) respectively) to be equal, thus we obtain a relation for B_1 ,

$$B_1 = \frac{i\pi}{2} (H_{\mu}^{(1)}(2v\sqrt{\epsilon})\Omega + H_{\mu}^{(2)}(2v\sqrt{\epsilon})\mathcal{I}) - \mathcal{K}. \quad (\text{B10})$$

The only other parameter needing to be specified is the constant Ω , which is calculated by ensuring that the Lagrangian pressure perturbation inside the tube is continuous across the interface. We obtain the following result:

$$\Omega = \frac{i}{\pi \mathcal{R}_1} [(\gamma v^2 Q_0 - \Lambda)(\beta + 1) + 2(b_1 - b_3)\mathcal{K}] - \frac{\mathcal{R}_2}{\mathcal{R}_1} \mathcal{I} \quad (\text{B11})$$

where

$$\mathcal{R}_1 = v\sqrt{\epsilon} H_{\mu+1}^{(1)}(2v\sqrt{\epsilon}) - b_1 H_{\mu}^{(1)}(2v\sqrt{\epsilon}), \quad (\text{B12})$$

$$\mathcal{R}_2 = v\sqrt{\epsilon} H_{\mu+1}^{(2)}(2v\sqrt{\epsilon}) - b_1 H_{\mu}^{(2)}(2v\sqrt{\epsilon}). \quad (\text{B13})$$

In Figure 3, we plot the displacement for the incident p_2 -mode with its corresponding excited sausage wave. The inset plot for $s > 1$ shows the familiar polytropic solutions for the p_2 -mode and sausage wave. The $s < 1$ isothermal region shows the evanescent tail which grows with height due to the decrease in density. Figure 3 clearly shows the smooth matching of the wave solutions across the interface $s = 1$.

APPENDIX C

ENERGY FLUX OF SAUSAGE TUBE WAVES

The wave energy flux at any point along the tube is given by the following expression (Bray & Loughhead 1974):

$$\mathbf{F} = p' \mathbf{v} + \frac{1}{4\pi} [(\mathbf{B} \cdot \mathbf{B}') \mathbf{v} - (\mathbf{B}' \cdot \mathbf{v}) \mathbf{B}], \quad (\text{C1})$$

where p' , \mathbf{v} , and \mathbf{B}' are the pressure perturbation, velocity vector, and magnetic field perturbation vector, respectively. Reducing Equation (C1) to obtain the parallel component (with respect to the tube axis),

$$F_{\parallel} = p'_e \frac{\partial \xi_{\parallel}}{\partial t} - \frac{B B'_{\parallel}}{4\pi} \frac{\partial \xi_{\parallel}}{\partial t}. \quad (\text{C2})$$

The perturbed magnetic field B'_{\parallel} can be obtained from the derivation of the governing Equation (9) and takes the same form in both layers,

$$\begin{aligned} \frac{B B'_{\parallel}}{4\pi} &= \frac{2}{(2 + \gamma\beta)} p'_e + \frac{\gamma\beta}{(2 + \gamma\beta)} \frac{B^2}{4\pi} \frac{\partial \xi_{\parallel}}{\partial z} \\ &- g \left(\rho - \frac{\gamma\beta}{(2 + \gamma\beta)} \rho_e \right) \xi_{\parallel}. \end{aligned} \quad (\text{C3})$$

Substituting Equations (A10), (A11), and (C3) into Equation (C2) and taking the time average, after substantial manipulation, we obtain the energy flux of sausage tube waves escaping from the magnetic flux tube as

$$E_{\parallel}^{(u)} = \frac{\gamma\beta}{(2 + \gamma\beta)} \frac{2g\rho_0 z_0^2 \omega A_0}{4(a+1)(\beta+1)} \frac{|A|^2}{z_0^2} [\text{Re}(\lambda_{\parallel}) |B_1|^2 + \mathcal{S}], \quad (\text{C4})$$

$$E_{\parallel}^{(d)} = -\frac{\gamma\beta}{(2+\gamma\beta)} \frac{\pi g \rho_0 z_0^2 \omega A_0}{4(a+1)(\beta+1)} \frac{|\mathcal{A}|^2}{z_0^2} |\Omega + \mathcal{I}^*|^2, \quad (\text{C5})$$

where

$$S = e^{\frac{1}{2}i\lambda_{z,e}(1-s)} [2\mathcal{K}\text{Im}(b_1 B_1 e^{b_1(1-s)}) - \{\Lambda(\beta+1) + 2b_3\mathcal{K}\}\text{Im}(B_1 e^{b_1(1-s)})]_{|s \rightarrow -\infty}, \quad (\text{C6})$$

$$\Lambda = -\gamma\lambda Q'_0 \left[\frac{2\kappa^2(i\lambda_{z,e} - a + 1)}{v^2 - 4\kappa^2} \right]. \quad (\text{C7})$$

Note above that ‘‘Re’’ and ‘‘Im’’ denote the real and imaginary parts, respectively, of the corresponding complex quantities inside the parenthesis. $E_{\parallel}^{(u)}$ and $E_{\parallel}^{(d)}$ denote the wave energy flux calculated at $z \rightarrow \infty$ ($s \rightarrow -\infty$) and $z \rightarrow -\infty$ ($s \rightarrow \infty$), respectively. We have also multiplied the energy fluxes by the cross-sectional area of the tube

$$A(s) = \begin{cases} A_0 e^{(\mu+1)(1-s)} & s \leq 1 \text{ isothermal} \\ A_0 s^{-(\mu+1)} & s \geq 1 \text{ polytrope.} \end{cases} \quad (\text{C8})$$

We find that $E_{\parallel}^{(u)}$ is zero for the frequency range under consideration.

C.1. *p*-mode Damping Rates and Absorption Coefficients

We define the damping rate Γ for a single tube as (see also Hindman & Jain 2008)

$$\Gamma = -\frac{1}{2\pi} \frac{E_{\parallel}}{E_n} = -\frac{1}{2\pi} \frac{E_{\parallel}^{(u)} + E_{\parallel}^{(d)}}{E_n^{(P)} + E_n^{(I)}}. \quad (\text{C9})$$

Substituting Equations (A13), (A16), (C4), and (C5) into (C9), we obtain

$$\Gamma = \frac{\beta}{4(\beta+1)\epsilon} \frac{\omega A_0}{4\pi R_{\odot}^2 \lambda^2} \frac{|\Omega + \mathcal{I}^*|^2}{\mathcal{N}_n}, \quad (\text{C10})$$

where $\mathcal{N}_n = \mathcal{N}_n^{(1)} + \mathcal{N}_n^{(2)}$ (see Equations (A14) and (A17)). Multiplying by the number of tubes on the solar surface $N = 4\pi R_{\odot}^2 f / A_0$ where f is the magnetic filling factor (fraction of the solar surface the tubes occupy), we compute the total damping rate for f and p modes.

We follow the same methodology as in Jain et al. (2009) and Gascoyne et al. (2011) and define the absorption coefficient α for a single tube as

$$\alpha = \frac{E_{\parallel}}{F_n} = \frac{E_{\parallel}^{(u)} + E_{\parallel}^{(d)}}{F_n^{(P)} + F_n^{(I)}}. \quad (\text{C11})$$

Substituting Equations (A20), (A25), (C4), and (C5) into (C11) after simplification, we obtain

$$\alpha = \frac{\pi\beta}{4(\beta+1)\epsilon} \frac{A_0}{z_0^2} \frac{|\Omega + \mathcal{I}^*|^2}{\mathcal{H}_n}, \quad (\text{C12})$$

where $\mathcal{H}_n = \mathcal{H}_n^{(1)} + \mathcal{H}_n^{(2)}$ (see Equations (A21) and (A26)).

REFERENCES

- Bogdan, T. J., & Cally, P. S. 1995, *ApJ*, **453**, 919
 Bogdan, T. J., Hindman, B. W., Cally, P. S., & Charbonneau, P. 1996, *ApJ*, **465**, 406
 Braun, D. C. 1995, *ApJ*, **451**, 859
 Braun, D. C., & Birch, A. C. 2008, *SoPh*, **251**, 267
 Braun, D. C., Duvall, T. L., & LaBonte, B. J. 1988, *ApJ*, **335**, 1015
 Bray, R. J., & Loughhead, R. E. 1974, *The Solar Chromosphere* (London: Chapman and Hall)
 Cally, P. S. 2013, *ApJ*, **768**, 35
 Chaplin, W. J. 1997, *IrAJ*, **24**, 103
 Chaplin, W. J., Elsworth, Y., Isaak, G. R., et al. 1997, *MNRAS*, **288**, 623
 Crouch, A. D., & Cally, P. S. 1999, *ApJ*, **521**, 878
 Fan, Y., Braun, D. C., & Chou, D. -Y. 1995, *ApJ*, **451**, 877
 Gascoyne, A., Jain, R., & Hindman, B. W. 2011, *A&A*, **526**, A93
 Hasan, S. S. 1997, *ApJ*, **480**, 803
 Hill, F., Stark, P. B., Stebbins, R. T., et al. 1996, *Sci*, **272**, 1292
 Hindman, B. W., & Jain, R. 2008, *ApJ*, **677**, 769
 Jain, R., Gascoyne, A., & Hindman, B. W. 2011a, *MNRAS*, **415**, 1276
 Jain, R., Gascoyne, A., & Hindman, B. W. 2011b, *JPhCh*, **271**, 012016
 Jain, R., & Haber, D. 2002, *A&A*, **387**, 1092
 Jain, R., Hindman, B. W., Braun, D. C., & Birch, A. C. 2009, *ApJ*, **695**, 325
 Komm, R., Howe, R., & Hill, F. 2000a, *ApJ*, **531**, 1094
 Komm, R., Howe, R., & Hill, F. 2000b, *ApJ*, **543**, 472
 Komm, R., Howe, R., & Hill, F. 2001, in *SOHO 10/GONG 2000 Workshop, Helio- and Asteroseismology at the Dawn of the Millennium*, ed. A. Wilson (ESA SP-464; Noordwijk: ESA), **33**
 Lamb, H. 1945, *Hydrodynamics* (6th ed.; New York: Dover)
 Lazrek, M., Baudin, F., Bertello, L., et al. 1997, *SoPh*, **175**, 227
 Maltby, P., Avrett, E. H., Carlsson, M., et al. 1986, *ApJ*, **306**, 284
 Scherrer, P. H., Bogart, R. S., Bush, R. I., et al. 1995, *SoPh*, **162**, 129
 Schou, J., Scherrer, P. H., Bush, R. I., et al. 2012, *SoPh*, **275**, 229