



UNIVERSITY OF LEEDS

This is a repository copy of *Accuracy of mean-field theory for dynamics on real-world networks*.

White Rose Research Online URL for this paper:
<http://eprints.whiterose.ac.uk/96409/>

Version: Accepted Version

Article:

Ward, JA, Gleeson, JP, Melnik, S et al. (2 more authors) (2012) Accuracy of mean-field theory for dynamics on real-world networks. *Physical Review E*, 85 (2). 026106-1. ISSN 1539-3755

<https://doi.org/10.1103/PhysRevE.85.026106>

© 2012, American Physical Society. This is an author produced version of a paper published in *Physical Review E*. Uploaded in accordance with the publisher's self-archiving policy.

Reuse

Unless indicated otherwise, fulltext items are protected by copyright with all rights reserved. The copyright exception in section 29 of the Copyright, Designs and Patents Act 1988 allows the making of a single copy solely for the purpose of non-commercial research or private study within the limits of fair dealing. The publisher or other rights-holder may allow further reproduction and re-use of this version - refer to the White Rose Research Online record for this item. Where records identify the publisher as the copyright holder, users can verify any specific terms of use on the publisher's website.

Takedown

If you consider content in White Rose Research Online to be in breach of UK law, please notify us by emailing eprints@whiterose.ac.uk including the URL of the record and the reason for the withdrawal request.



eprints@whiterose.ac.uk
<https://eprints.whiterose.ac.uk/>

How Accurate is Mean-Field Theory for Dynamics on Real-World Networks?

James P. Gleeson,¹ Sergey Melnik,^{1,2,3} Jonathan A. Ward,^{1,4} Mason A. Porter,^{2,3} and Peter J. Mucha^{5,6}

¹*MACSI, Department of Mathematics & Statistics, University of Limerick, Ireland*

²*Oxford Centre for Industrial and Applied Mathematics,*

Mathematical Institute, University of Oxford, OX1 3LB, UK

³*CABDyN Complexity Centre, University of Oxford, Oxford, OX1 1HP, UK*

⁴*Centre for Mathematics of Human Behaviour, Department of Mathematics & Statistics, University of Reading, Reading, RG6 6AX, UK*

⁵*Carolina Center for Interdisciplinary Applied Mathematics, Department of Mathematics, University of North Carolina, Chapel Hill, NC 27599-3250, USA*

⁶*Institute for Advanced Materials, Nanoscience & Technology, University of North Carolina, Chapel Hill, NC 27599-3216, USA*

(Dated: 27 July 2011)

Mean-field analysis is an important tool for understanding dynamics on complex networks. However, surprisingly little attention has been paid to the question of whether mean-field predictions are accurate, and this is particularly true for real-world networks with clustering and modular structure. In this paper, we compare mean-field predictions to numerical simulation results for dynamical processes running on 21 real-world networks and demonstrate that the accuracy of the theory depends not only on the mean degree of the networks but also on the mean first-neighbor degree. We show that mean-field theory can give (unexpectedly) accurate results for certain dynamics on disassortative real-world networks even when the mean degree is as low as $z = 4$.

PACS numbers: 89.75.Hc, 64.60.aq, 89.75.Fb, 87.23.Ge

I. INTRODUCTION

Mean-field theories are the most common form of analytical approximation employed when studying dynamics on complex networks [1]. Typically, mean-field theories are derived under several assumptions:

- (i) *Absence of local clustering.* When considering possible changes to the state of a node B_1 , it is assumed that the states of the neighbors of node B_1 are independent of each other. However, this assumption that the network is “locally tree-like” does not hold if the neighbors of B_1 are also linked to each other—i.e., if the network is clustered (exhibits transitivity).
- (ii) *Absence of modularity.* It is also usually assumed that all nodes of the same degree k are well-described by the mean k -class state—i.e. by the average over all nodes of degree k . However, this might not be true if the network is modular, so that the states of degree- k nodes are differently distributed in different communities.
- (iii) *Absence of dynamical correlations.* Finally, it is assumed that the states of each node B_1 and those of its neighbors can be treated as independent when updating the state of node B_1 .

Importantly, the neglect of *dynamical* correlations (as distinct from *structural* correlations such as degree-degree correlations) between neighbors in assumption (iii) can be addressed in improved theories that incorporate information on the joint distribution of node *states* at the ends of a random edge in the network [2, 3] (cf.

theories that only specify the *structures* at the ends of a random edge). The improved theories are often called *pair-approximations* (PA) (examples are [4, 5]), and these are inevitably more complicated to derive and study than mean-field (MF) theories, so we mostly restrict our attention in the present paper to the more common MF-theory situation [69].

The distinctions between assumptions (i)—(iii) can be clarified by considering the theoretical approaches beyond the MF level that have been developed in certain cases to deal with violations of (i), (ii), and (iii). The impact of non-zero clustering on percolation problems on a network has been examined in Refs. [6–10]. The analytical methods used in those papers explicitly account for the dependence of neighbors’ states on each other—i.e., for the violation of MF assumption (i). The role of community or modular structures [see assumption (ii)] on percolation requires a different extension of analytical methods [11, 12]. As noted above, PA theories can account for dynamical correlations more accurately than MF theory, thereby improving on assumption (iii).

The MF assumptions enumerated above are clearly violated for real-world networks, which are often highly clustered and modular [2, 13]. It is therefore rather surprising that MF theory often provides a reasonably good approximation to the actual dynamics on many real-world networks. This fact has been noted by several authors [1, 3, 14–16], but to our knowledge no comprehensive explanation for this phenomenon has ever been developed. In studying this phenomenon, we focus on a specific question of obvious practical interest: Given a real-world network and a dynamical process running on it, is it possible to predict whether or not MF theory will

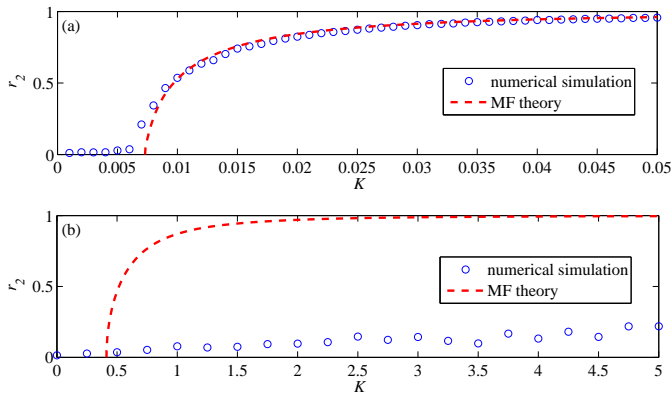


FIG. 1: (Color online) Order parameter for synchronization in the Kuramoto phase oscillator model running on (a) the Facebook Oklahoma network [17] and (b) the US power grid network [19] as a function of the coupling K . The order parameter r_2 is defined in Eq. (2). The MF theory of [20] is given by Eq. (3).

provide a good approximation to the actual dynamics on this network? In this paper, we test multiple well-studied dynamical processes on 21 undirected, unweighted real-world networks. We enumerate and summarize various properties of the networks in Table I. These networks are characterized by a range of values for several standard network diagnostics, which is important for this study. We show that MF theory typically works well provided d , the mean degree of first neighbors of a random node, is sufficiently large. In contrast, we demonstrate that the mean degree z of the network is not necessarily a good indicator of MF accuracy.

The remainder of this paper is organized as follows. In Section II, we introduce the dynamical processes that we consider and compare numerical results with MF theory for sample real-world networks. In Section III, we discuss the implications of our results and propose an explanatory hypothesis. In Section IV, we compare our results with earlier work in this area. We conclude in Section V.

II. EXAMPLES

We begin by showing examples for which MF theory gives accurate results for dynamics on real-world networks, contrasting with examples in which MF theory performs poorly.

A. Kuramoto Phase Oscillator Model

In Fig. 1, we show the results of running the Kuramoto phase oscillator model [21] on the Facebook Oklahoma network [17] and on the US Power Grid network [19]. Each node corresponds to an oscillator with an intrinsic frequency drawn from a unit-variance Gaussian distribu-

tion. The phase $\theta_j(t)$ of the oscillator at node j obeys the differential equation

$$\frac{d\theta_j}{dt} = \omega_j + K \sum_{\ell=1}^N A_{j\ell} \sin(\theta_\ell - \theta_j), \quad (1)$$

where ω_j is the intrinsic frequency of node j , N is the number of nodes, and A is the adjacency matrix of the network. The coupling to network neighbors is measured by the parameter K , and global synchrony of the oscillators is expected to emerge for sufficiently large K [22]. Synchrony is quantified using the order parameter [20]

$$r_2 = \frac{\left| \sum_{j=1}^N k_j e^{i\theta_j} \right|}{\sum_{j=1}^N k_j}, \quad (2)$$

where k_j is the degree of node j and $i = \sqrt{-1}$. The MF theory of Ref. [20] (see also [23]) yields the following implicit equation for r_2 :

$$\sum_{k=0}^{\infty} k^2 p_k e^{-K^2 k^2 r_2^2 / 4} \left[I_0 \left(\frac{K^2 k^2 r_2^2}{4} \right) + I_1 \left(\frac{K^2 k^2 r_2^2}{4} \right) \right] = \frac{2\sqrt{2}z}{\sqrt{\pi K}}, \quad (3)$$

where I_n is the modified Bessel function of the first kind, p_k is the degree distribution of the network, and $z = \langle k \rangle \equiv \sum k p_k$ is the mean degree. The agreement in Fig. 1 between theory and simulation is very good for the Facebook network but very poor for the Power Grid. (See Fig. 4 for additional examples.)

The results of Fig. 1 are perhaps explained in part by noting that the mean degree z of the Facebook network is 102, whereas $z \doteq 2.67$ for the Power Grid (see Table I). It is arguable that nodes with many neighbors will experience something closer to a “mean field” than nodes with few neighbors. In particular, it is plausible that low- z networks might be more prone to errors in MF due to neglecting the effects of clustering, modularity, and dynamical correlations. This is attractively simple, but as we show below, this naive explanation does not fully capture certain subtleties of this question.

B. SIS Epidemic Model

In Fig. 2, we compare simulations for the susceptible-infected-susceptible (SIS) epidemic model [24–26] with the corresponding predictions of a well-known MF theory [29, 30]. In the MF theory, the fraction $i_k(t)$ of degree- k nodes that are infected at time t is given by the solution of the equation

$$\frac{di_k}{dt} = -i_k + \beta(1 - i_k)k\Theta_k, \quad (4)$$

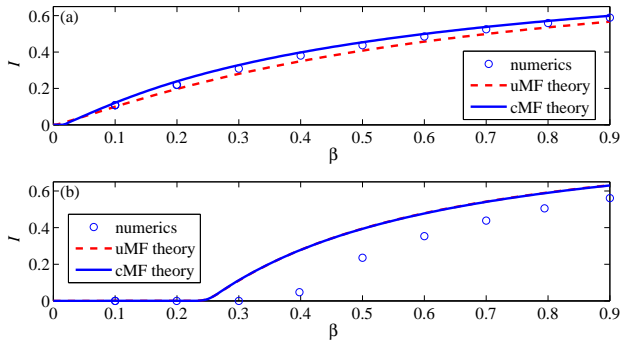


FIG. 2: (Color online) Fraction of infected nodes in the steady state of the SIS process on the (a) AS Internet [27] and (b) Electronic Circuit (s838) [28] networks as a function of the spreading rate β . The MF theory is from Refs. [29, 30]. Observe that uncorrelated and correlated MF theories are indistinguishable in panel (b).

where β is the spreading rate, the recovery rate has been set to unity by choice of timescale, and

$$\Theta_k = \sum_{k'} P(k'|k) i_{k'} \quad (5)$$

is the probability that any given neighbor of a degree- k node is infected. In Eq. (5), $P(k'|k)$ is the probability that an edge originating at a degree- k node has a degree- k' node at its other end. Because degree-degree correlations are included, this version of the theory is called a *correlated MF theory* (cMF). A further simplification of the theory is possible if one assumes that the network is uncorrelated and is thus completely described by its degree distribution p_k . In this case, which is termed *uncorrelated MF* (uMF), $P(k'|k)$ in Eq. (5) is replaced by $k'p_{k'}/z$ and Θ_k becomes independent of k . In Fig. 2, we show predictions of both correlated and uncorrelated MF theories for the steady-state endemic infected fraction

$$I = \lim_{t \rightarrow \infty} \sum_k p_k i_k(t)$$

for the AS Internet network [27] and for the Electronic circuit (s838) network [28]. The MF theory is very accurate for the former, but it performs poorly for the latter. The result for the AS Internet network is particularly surprising in light of the fact that the mean degree of this network is only 4. The aforementioned naive argument that MF theory is accurate for high-degree nodes thus cannot account for the good performance of the theory in this low- z case, where 96% of the nodes in the network have degree 10 or less (see Table I).

C. Voter Model

As a third example, we consider the survival probability of disordered-state trajectories in the voter model

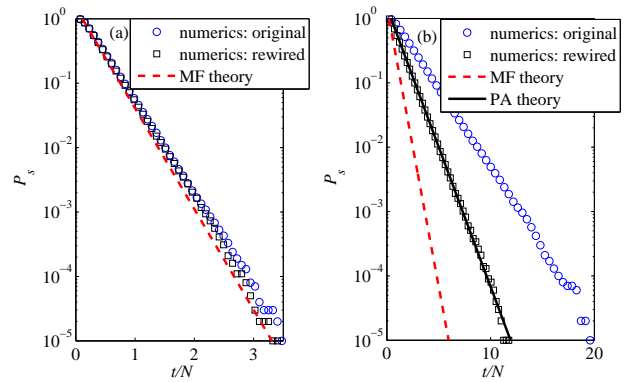


FIG. 3: (Color online) Survival probability for voter-model trajectories in the disordered state as a function of time on (a) *C. elegans* neural network [19] and (b) a synthetic clustered network generated as described briefly in the main text and in detail in Ref. [8] with $\gamma(3, 3) = 1$. Both networks contain approximately $N = 300$ nodes. The theory curves are from Refs. [4, 31].

[32] and compare it with the (uncorrelated) MF theory of Ref. [31]. (For rigorous results for the voter model, see Refs. [3, 33] and references therein.) At time $t = 0$, each node is randomly assigned to one of two voter states. In each time step (of size $dt = 1/N$), a randomly-chosen node is updated by copying the state of one of its randomly-chosen neighbors. On finite networks, the dynamics eventually drive a connected component to complete order, in which all the nodes are in the same state. The survival probability $P_s(t)$ is defined as the fraction of realizations that remain in the disordered state at time t . The red dashed curves in Fig. 3 gives the survival probability predicted by the MF theory of Ref. [31]:

$$P_s(t) \sim \frac{3}{2} \exp\left(-\frac{2\langle k^2 \rangle t}{z^2 N}\right) \quad \text{as } t \rightarrow \infty, \quad (6)$$

and the black solid curve gives the results of the pair approximation (PA) theory of Ref. [4]:

$$P_s(t) \sim \frac{3}{2} \exp\left(-\frac{2(z-2)\langle k^2 \rangle t}{(z-1)z^2 N}\right) \quad \text{as } t \rightarrow \infty. \quad (7)$$

In Fig. 3(a), we show results for the *C. elegans* neural network [19] ($z \doteq 14.46$), for which MF theory is very accurate. In Fig. 3(b), we show results for a synthetic clustered network described in Ref. [8]: Every node in the network has degree 3 and is part of a single 3-clique. Using the notation of Ref. [8], this is called a $\gamma(3, 3) = 1$ network. It can alternatively be described in the notation of Ref. [6] as having $p_{1,1} = 1$, as every node is part of one triangle and has one single edge other than those belonging to the triangle. Clustering has a strong effect in this (low- z) network; because of this clustering and dynamical correlations, MF theory is very inaccurate. We can make the clustering negligibly small while keeping

the degree distribution unchanged (at $p_k = \delta_{k,3}$) by randomly rewiring the network to give a random 3-regular graph. However, even after this rewiring, the match to MF theory is poor because dynamical correlations are still neglected. The recent PA theory for the voter model [4] (see also [5]) accounts for the dynamical correlations and hence gives a good match to the survival probability on the rewired network but not on the clustered original network.

III. WHY IS MEAN-FIELD THEORY ACCURATE?

Briefly summarizing our observations thus far, we have seen (i) situations in which high- z networks exhibit good matches to MF theory, but also (ii) some examples in which low- z networks also have accurate MF theories. For clarity, we have discussed only a few examples in detail, but these are representative of behavior observed for different dynamical processes on a variety of real-world networks. In Fig. 4, we show additional examples for each of the three dynamical processes (the Kuramoto, SIS, and voter models) for each of the 6 networks used in Figs. 1–3.

A. Mean-Field Accuracy for the SIS Model

Clearly, the success of MF theories for dynamical systems on networks cannot be explained purely in terms of the mean degree z of the underlying network. Figure 2(a) in particular gives an example in which MF theory works well on a low- z network. To understand this seemingly surprising accuracy, we focus on the SIS model and consider how the state of a node is updated as compared to the assumptions of MF theory. Suppose the state of the degree- k node B_1 is being updated. In both the true dynamics and in MF theory, the updating process depends on the state of the neighbors of B_1 . Let's take node B_2 as a representative neighbor of B_1 and suppose that B_2 has degree k' . Under MF assumption (iii), the state of node B_2 is considered to be independent of the state of node B_1 . This is why Eq. (5) involves the term $i_{k'}$, which is the probability that degree- k' nodes are in the infected state, without any conditioning on the state of their neighbor B_1 [70].

In reality, however, the states of nodes B_1 and B_2 exhibit dynamical correlations. For example, during an epidemic, an infected node is more likely to have infected neighbors than a susceptible node. Such dynamical correlations can be included explicitly in pair-approximation theories [51–53], and their neglect can be a major source of error in MF theories. This suggests an important question: Under what circumstances might the MF assumption of dynamical independence (iii) still give accurate results for the update of node B_1 ? One can argue that if the degree k' of node B_2 is sufficiently large, then the

state of node B_2 is influenced by many of its neighbors other than node B_1 , so the error in neglecting the particular dynamical correlation between B_2 and B_1 is relatively small for the purpose of updating node B_1 . Conversely, if the degree k' of node B_2 is small, then node B_1 has a relatively strong influence on the state of node B_2 , and neglecting dynamical correlations between B_2 and B_1 when updating B_1 will yield large errors. Hence, we expect MF theory to give reasonably accurate updates for node B_1 if its neighbors have sufficiently high degrees. Importantly, this argument relies only on the degree k' of the nearest-neighbor nodes being high and gives no restriction on the degree k of the updating node itself. (We remark that the use of networks with nearest-neighbor nodes of high degree has also been mentioned in studies of the Kuramoto model on networks [22, 23].)

In short, we argue that MF theory gives relatively small error for nodes with high-degree neighbors. More specifically, MF theory is likely to be *inaccurate* if many nodes do not have high-degree neighbors. This can happen, for example, if low-degree nodes are connected preferentially to other low-degree nodes (a sort of “poor-club phenomenon”, akin to the rich-club phenomenon of high-degree nodes connecting preferentially to other high-degree nodes [40]). This suggests a simple but effective predictor of MF accuracy: If the mean degree of first-neighbors $d = \sum_k p_k \sum_{k'} k' P(k'|k)$ is high, then MF theory can be expected to be accurate. As we show below, this rule of thumb works well for SIS dynamics on all of the networks that we have considered.

In Fig. 5 we present results from numerical simulations of SIS dynamics and consider the final, steady-state fraction I of infected nodes (for each network we average over an ensemble of more than several hundred realizations, in each of which 5% of the nodes are randomly chosen to be infected at $t = 0$). Because the quality of the MF approximation is known to depend on the number of infected nodes [54], we further compare errors for different networks by choosing the spreading rate β in each simulation so that the MF steady-state value I_{theory} equals 0.5. Letting

$$E_S = \frac{I_{\text{theory}} - I_{\text{numerical}}}{I_{\text{theory}}} \quad (8)$$

be the relative error between the theoretical predictions of correlated MF theory (4)–(5) and the numerical results, we color each network's symbol in Fig. 5 by the value of E_S (see Table I for the error values). The results in Fig. 5 show clearly that situations with low d and low z correspond to inaccurate cMF predictions [see Figs. 1(b), 2(b), and 3(b)] and that the high- d situations (some of which also have small z) all have accurate cMF predictions, supporting our claim that the fidelity of MF theory can be evaluated using d .

In Section IV, we describe an alternative measure for predicting MF accuracy that uses inter-vertex distances [50]. One can also construct other, more complicated measures (e.g., by computing the size of the connected

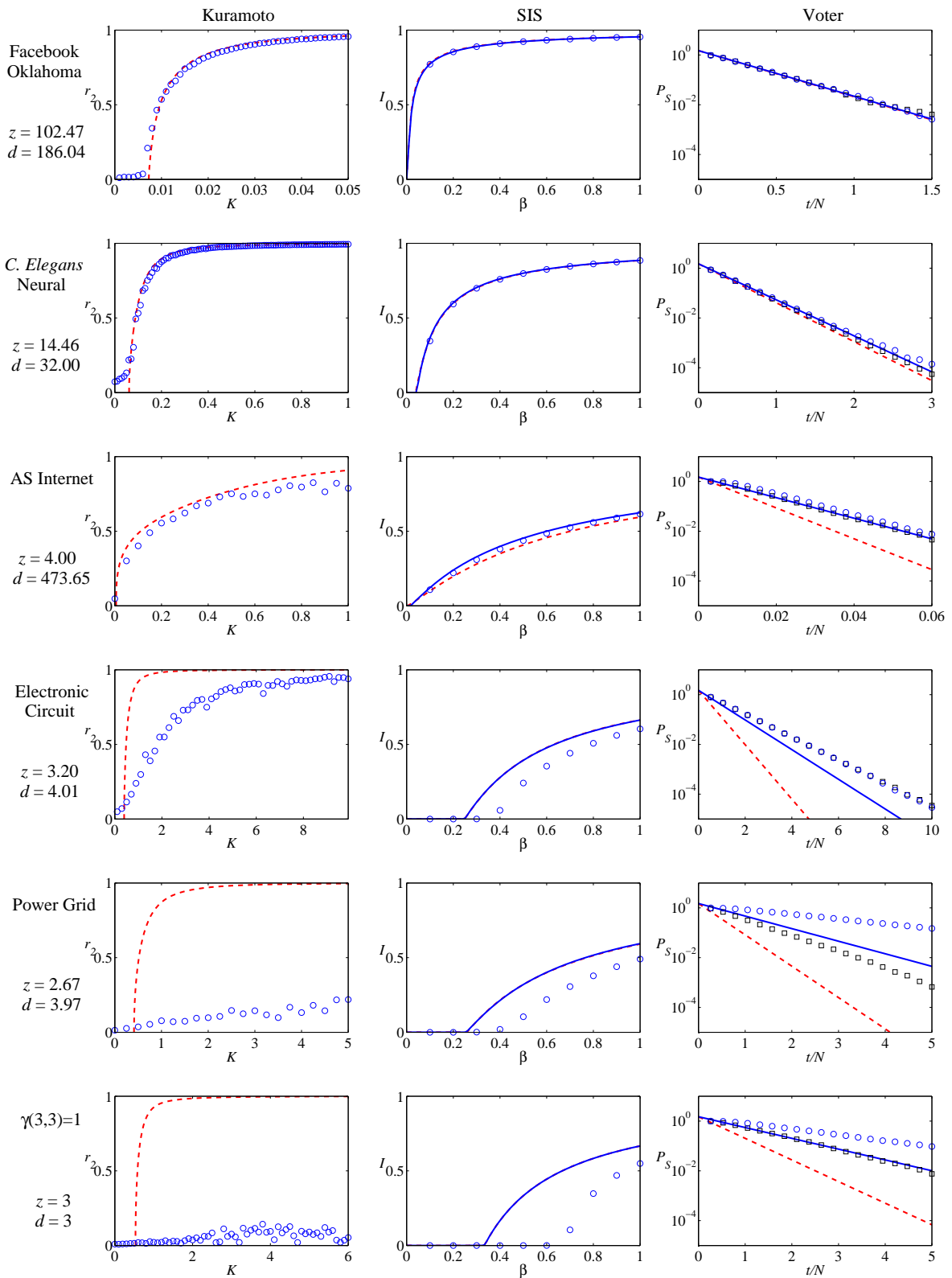


FIG. 4: (Color online) Results for dynamics of Figs. 1–3 for all 6 networks used in those figures. Curves and symbols are as in Figs. 1–3. For the voter model, black squares show the numerical results obtained by rewiring networks in a manner that conserves both degree distribution and degree-degree correlations [50].

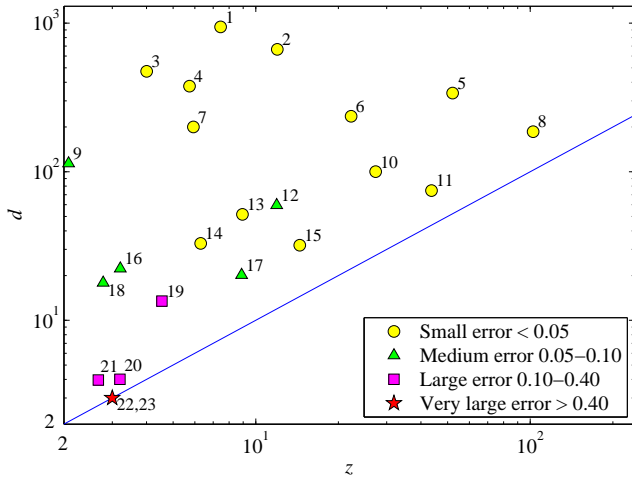


FIG. 5: (Color online) Values of mean degree z and mean nearest-neighbor degree d for many real-world networks. The numbers that label the networks are enumerated in column 1 of Table I. The colors indicate the magnitude of the relative error E_S , defined in Eq. (8), between cMF theory and numerical simulations for SIS dynamics with $I_{theory} = 0.5$.

cluster of low-degree nodes); however, the mean first-neighbor degree d is appealing because it is simple to calculate and understand, and it retains considerable explanatory power. We note that similarly accurate results have been found for real-world networks using MF theory for a discrete-time version of the SIS model [54, 55].

B. Isolating the effect of dynamical correlations using synthetic networks

We have argued above that the observed accuracy of MF theory on some real-world networks is due to their high d values ameliorating the neglect of dynamical correlations [i.e., MF assumption (iii)]. However, real-world networks typically have high values for clustering coefficients and significant modular structures, so MF theory for such networks violates assumptions (i) and (ii) as well as assumption (iii). It might therefore be argued that the high- d effect seen in Fig. 5 could be due to an improvement in the validity of assumptions (i) and/or (ii), which could in principle have a larger impact than the high- d improvement of assumption (iii). We investigate this by now considering SIS dynamics on synthetic random networks (with $N = 10^4$ nodes) in which the transitivity and community structure are both negligible. Thus, MF assumptions (i) and (ii) are both valid for these networks, and the error in MF theory can be due only to violations of assumption (iii).

The first family of synthetic networks we use is described in Ref. [56]: Each node is either of low degree k_1 [with probability $p_{k_1} = k_2/(k_1 + k_2)$] or of high degree k_2 [with probability $p_{k_2} = k_1/(k_1 + k_2)$]. In order to create a network with a prescribed degree-degree cor-

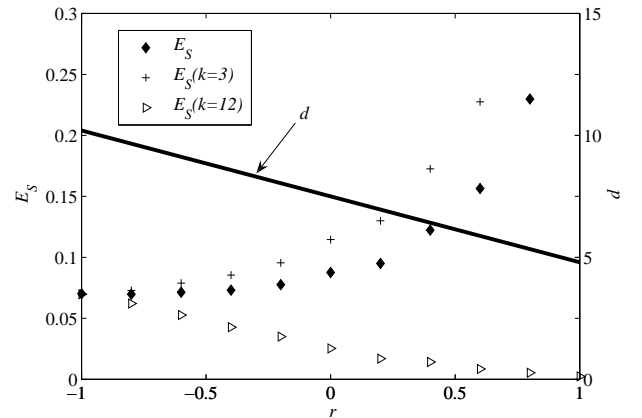


FIG. 6: Error (diamonds) of cMF theory in predicting steady-state infected fraction for SIS dynamics as a function of Pearson correlation coefficient r in the synthetic networks (described in the text) with $(k_1, k_2) = (3, 12)$. Also shown are the errors for the class of degree-3 nodes (crosses) and for the class of degree-12 nodes (triangles): these are calculated similar to Eq. (8), using $i_k(\infty)$ (from Eq. (4)) for I_{theory} , and the average infected fraction of k -degree nodes in simulations for $I_{numerical}$. The solid line gives the mean nearest-neighbor degree d .

relation coefficient r , we connect the nodes of each type preferentially to nodes of either the same or of opposite type. We show in Fig. 6 how the aggregate error E_S (diamonds) depends on the correlation coefficient r for a specific case with $(k_1, k_2) = (3, 12)$. Note that the mean degree z of these networks is fixed ($z \doteq 4.8$), but the mean first-neighbor degree d decreases as r increases. Figure 6 illustrates that the highest error for the MF theory occurs when d is lowest. This is the fully assortative ($r = 1$) case in which low-degree nodes link only to other low-degree nodes, creating a low- k connected cluster in which MF theory is inaccurate. At the other extreme, the disassortative ($r = -1$) case has every low-degree node linked only to high-degree nodes, with a consequent reduction in the error of MF theory (and a high value of d). The trends of the errors in each degree class also support our argument: high-degree neighbors correspond to lower MF error.

The second family of synthetic networks is composed of networks with negligible degree-degree correlations, and is generated using the configuration model [57]. In these networks, $d = \langle k^2 \rangle / z$, so the mean first-neighbor degree increases with the second moment of the degree distribution if the mean degree z is fixed. For example, one can construct networks with $z = 5$ with the degree probabilities

$$p_3 = \frac{15}{17}(1 - \alpha), \quad p_5 = \alpha, \quad p_{20} = \frac{2}{17}(1 - \alpha), \quad (9)$$

and $p_k = 0$ for all other k . Such a network has a fraction α of nodes with degree 5, and the remaining nodes have degrees 3 and 20. The mean first-neighbor degree for

such networks is $d = 11 - 6\alpha$, so it decreases linearly with α . By comparing numerical simulations for the SIS model with MF theory (not shown), we find that the error magnitude $|E_S|$ increases monotonically with α . It takes the value 0.07 at $\alpha = 0$ (with $d = 11$) and the value 0.16 at $\alpha = 1$ (with $d = 5$). Similar to the correlated synthetic networks of Fig. 6, the higher values of d thus correspond to lower values of the error.

Because both families of synthetic random networks obey MF assumptions (i) and (ii) by construction, we conclude that the high- d effect that we have observed can be due only to its impact on dynamical correlations [i.e., assumption (iii)]. In real-world networks, d can presumably affect the validity of all three MF assumptions. Further work is required to understand which assumption(s) have the strongest impact on MF accuracy in such situations.

C. Mean-Field Accuracy for Other Dynamical Processes

The argument that we have given above for the usefulness of d as a measure of MF accuracy is specific to SIS dynamics, where the quantity of interest is the (ensemble-averaged) infected fraction of nodes. We now consider error measures on the (z, d) plane for the other dynamics studied here, the Kuramoto and voter models. For the Kuramoto model, we define an error measure in terms of the r_2 order parameter from Eq. (2) as

$$E_K = \frac{r_{2 \text{ theory}} - r_{2 \text{ numerical}}}{r_{2 \text{ theory}}}, \quad (10)$$

which we evaluate at the value of K for which $r_{2 \text{ theory}} = 0.6$. Similarly, a measure of relative error for the voter model is given by

$$E_V = \frac{\log_{10}(P_s \text{ theory}) - \log_{10}(P_s \text{ numerical})}{\log_{10}(P_s \text{ theory})}, \quad (11)$$

where $P_s \text{ theory}$ and $P_s \text{ numerical}$ are the survival probabilities given by Eq. (6) and by numerical simulations, respectively. We evaluate these quantities at the time t that corresponds to a survival probability of one percent (in MF theory): $P_s \text{ theory}(t) = 10^{-2}$. This definition reflects the vertical difference between the dashed curve and the symbols in Fig. 3 at a specific value of t .

We give the measured values for E_V and E_K for all real-world networks in Table I, and Figures 7(a) and 7(b) show how these values depend on the mean degree z and mean first-neighbor degree d of the networks. The Kuramoto model exhibits a similar pattern to SIS (compare Fig. 7(a) to Fig. 5): high- d networks have lower errors than low- d networks. However, the high- d effect does not seem to impact the voter model [see Fig. 7(b)] in the same way. We can understand this by contrasting the predicted quantities for SIS and for the voter model. For SIS, the error is low when MF theory accurately predicts the fraction $I(t)$ of infected nodes. In the voter

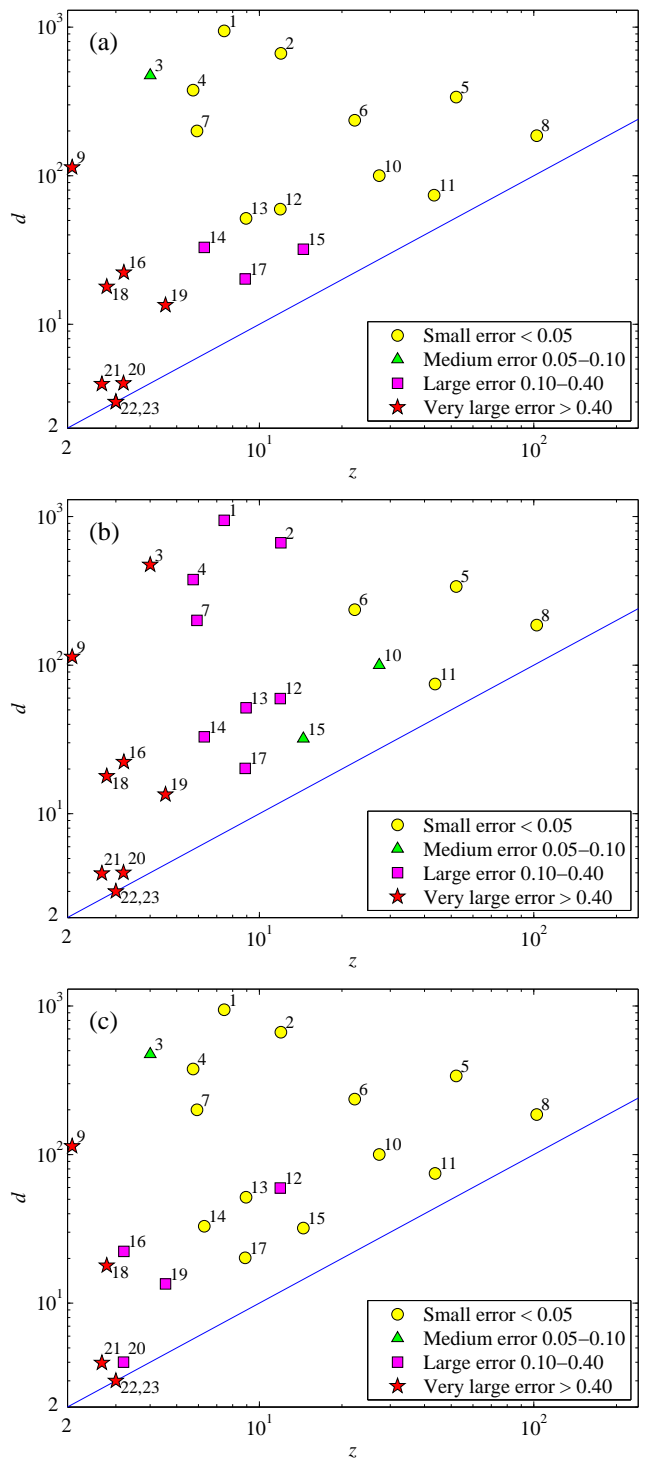


FIG. 7: (Color online) As in Fig. 5, except that color indicates the magnitude of the relative error, which is determined by comparing numerical simulation results to: (a) MF theory for the Kuramoto order parameter r_2 (with $r_{2 \text{ theory}} = 0.6$), from Eq. (10); (b) MF theory for the voter model survival probability $P_s(t)$ at the time t (with $P_s \text{ theory} = 10^{-2}$) from Eq. (11); and (c) PA theory for the voter model survival probability.

model, the quantity corresponding to $I(t)$ is the fraction of nodes in one of the two voter states, which we denote by $I_V(t)$. When initial states are randomly assigned, MF theory predicts that $I_V(t)$ is conserved, which implies that $I_V(t) = 1/2$ for all t . Numerical simulations on real-world networks also give $I_V(t) = 1/2$, but only when one averages over an ensemble of realizations. In any single realization on a network of finite size, fluctuations eventually lead to the entire network becoming ordered—i.e., all nodes eventually share the same opinion. (In half of the realizations, this shared opinion is one voter state; in the other half it is the other state.) It is this single-realization ordering process that is measured by the survival probability $P_s(t)$. In this respect, the voter model is different from both the SIS and Kuramoto models, in which the trajectory of a typical realization is qualitatively similar to an ensemble-average of all trajectories.

In order to better capture quantities of higher-order than $I_V(t)$, such as $P_s(t)$, it is necessary to approximate the dynamical correlations between nodes using, for example, a pair-approximation method. In Fig. 7(c), we show the magnitude of the PA error for the voter model; we still measure the error using Eq. (11), but we use the PA theory of Eq. (7) instead of the MF theory of Eq. (6). Observe the improvement in accuracy over the MF theory of Fig. 7(b), particularly for high- d networks. Similar to MF for SIS (see Fig. 5) and for Kuramoto [see Fig. 7(a)], only networks with both low z and low d have relative errors that significantly exceed 5%.

IV. COMPARISON WITH AN ALTERNATIVE MEASURE

Using numerous examples of real-world and synthetic networks, we have illustrated that the mean degree of first-neighbors d is a good indicator of the accuracy of MF theories for a variety of dynamical processes on networks. One can also construct more complicated accuracy measures, which may in general depend on the dynamics under scrutiny. In Ref. [50], for example, we examined (among other dynamics) the accuracy of the bond percolation theory of [58] by comparing its predictions with numerical calculations of the sizes of the largest connected component for several real-world networks. We showed that a good measure of the error is given by the quantity

$$q = \frac{\ell - \ell_1}{z}, \quad (12)$$

where ℓ is the mean inter-vertex distance in the original (clustered) network, ℓ_1 is the corresponding mean distance in a rewired version of the network (using a rewiring process that preserves degree-degree correlations but reduces clustering), and z is the mean degree. Noting that the bond percolation theory of Ref. [58] is of pair-approximation (PA) type, in contrast to the mean field theories on which we focus in this paper, it is never-

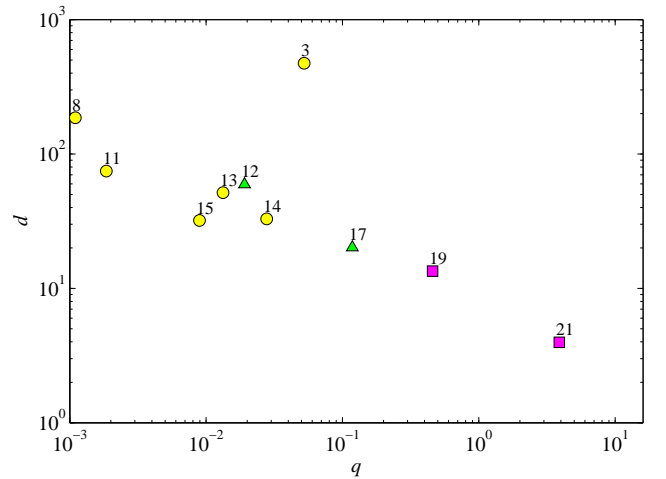


FIG. 8: (Color online) Location of real-world networks in the (q, d) parameter plane, where q is the error measure (12), which was shown in Ref. [50] to be correlated with the error of PA theory for bond percolation. We use the same symbols as in Fig. 5.

theless of interest to examine the relation between q and the mean first-neighbor degree d that we have identified in this paper as an indicator of MF theory accuracy for several dynamical processes.

In the (q, d) parameter plane of Fig. 8, we show the positions of those real-world networks from Fig. 5 which were also examined in Ref. [50]. The expected relationship between q and d is revealed: Networks with high d have low q (and hence, according to Ref. [50], have low error for bond percolation PA theory), while low d values correspond to high q and hence to large errors. Thus, despite its simplicity, d performs well when compared to other more involved measures. As noted above, there is scope for further work on developing more complicated diagnostics (such as q) for predicting MF accuracy for various dynamics, but the use of the d value is appealing because it is simple to calculate and aids in understanding the underlying causes of MF inaccuracies.

V. CONCLUSIONS

In summary, we have shown that MF theory works best for networks in which low-degree nodes (if present) are connected to high-degree nodes (i.e., for networks that are either disassortative by degree or have high mean degree z). Remarkably, it is not necessary that the mean degree of the network be large for MF theory to work well—at least for ensemble-averaged quantities [see Figs. 5 and 7(a)]. In addition to the 21 real-world networks that we have studied, we have presented evidence from synthetic networks to support our hypothesis. We stress that our error measures focus on behavior far from critical points; the accuracy of MF for the calculation of phase transition points (such as the value of K for the onset of

synchronization in the Kuramoto model [59, 60] or the SIS epidemic threshold [3, 61, 62]) is a topic for future work.

Based on our results for the voter model in Sec. III, we expect that similar conclusions should hold for the applicability of pair-approximation theories (such as those in refs. [5, 52]) for dynamics on real-world networks. Although PA theories account for the dynamical correlations that plague MF theories, they remain vulnerable to the effects of network clustering and modularity when d is low. For example, Fig. 3(b) gives an example in which PA theory works well only on the rewired (and hence unclustered) version of a (low- d) network. This suggests that PA theory (like MF theory) is most accurate for real-world networks with either high mean degree or high mean first-neighbor degree.

Acknowledgements

We acknowledge funding from Science Foundation Ireland (06/IN.1/I366 and MACSI 06/MI/005) (JPG and

JAW), from INSPIRE: IRCSET-Marie Curie International Mobility Fellowship in Science Engineering and Technology (SM), from the James S. McDonnell Foundation (#220020177) (MAP), from the EPSRC for support of MOLTEN (EP/I016058/1) (JAW) and from the NSF (DMS-0645369) (PJM). We thank Adam D'Angelo and Facebook for providing the Facebook data used in this study, J.-P. Onnela and Dan Fenn for supplying us with the data that they assembled for Ref. [34], and Alex Arenas, Mark Newman, CAIDA, and Cx-Nets Collaboratory for making publicly available other data sets that we used in this paper. We thank Andrea Baronchelli, Claudio Castellano, Rick Durrett, and two anonymous referees for helpful comments.

-
- [1] A. Barrat, A. Vespignani, and M. Barthélemy, *Dynamical Processes on Complex Networks* (Cambridge University Press, Cambridge, UK, 2008)
- [2] M. E. J. Newman, *Networks: An Introduction*, (Oxford University Press, Oxford, UK, 2010).
- [3] R. Durrett, Proc. Natl. Acad. Sci. U.S.A. **107**, 4491 (2010).
- [4] F. Vazquez and V. M. Eguíluz, New. J. Phys. **10**, 063011 (2008).
- [5] E. Pugliese and C. Castellano, Europhys. Lett. **88**, 58004 (2009).
- [6] M. E. J. Newman, Phys. Rev. Lett. **103**, 058701 (2009).
- [7] J. C. Miller, Phys. Rev. E, **80**, 020901(R) (2009).
- [8] J. P. Gleeson, Phys. Rev. E, **80**, 036107 (2009).
- [9] J. P. Gleeson, S. Melnik, and A. Hackett, Phys. Rev. E, **81**, 066114 (2010).
- [10] B. Karrer and M. E. J. Newman, Phys. Rev. E, **82**, 066118 (2010).
- [11] M. E. J. Newman, Phys. Rev. E, **67**, 206126 (2003).
- [12] J. P. Gleeson, Phys. Rev. E, **77**, 046117 (2008).
- [13] M. A. Porter, J.-P. Onnela, and P. J. Mucha, Not. Amer. Math. Soc., **56**, 1082–1097, 1164–1166 (2009).
- [14] S. N. Dorogovtsev, *et al.*, Rev. Mod. Phys. **80**, 1275 (2008).
- [15] A. Baronchelli and V. Loreto, Phys. Rev. E. **73**, 026103 (2006).
- [16] A. Baronchelli and R. Pastor-Satorras, Phys. Rev. E **82**, 011111 (2010).
- [17] A. L. Traud, *et al.*, SIAM Review, **53**, 526 (2011).
- [18] A. L. Traud, P. J. Mucha, and M. A. Porter, arXiv:1102.2166 (2011).
- [19] D. J. Watts and S. H. Strogatz, Nature (London) **393**, 440 (1998).
- [20] T. Ichinomiya, Phys. Rev. E, **70**, 026116 (2004).
- [21] Y. Kuramoto, *Chemical Oscillations, Waves, and Turbulence* (Springer-Verlag, New York, 1984).
- [22] A. Arenas, *et al.*, Phys. Rep. **469**, 93 (2008).
- [23] J. G. Restrepo, E. Ott, and B. R. Hunt, Phys. Rev. E, **71**, 036151 (2005).
- [24] T. E. Harris, Ann. Probab., **2**, 969 (1974).
- [25] R. M. Anderson and R. M. May, *Infectious Diseases of Humans: Dynamics and Control* (Oxford University Press, Oxford, 1992).
- [26] F. Brauer and C. Castillo-Chavez, *Mathematical Models in Population Biology and Epidemiology* (Springer-Verlag, New York, 2010).
- [27] The CAIDA Autonomous System Relationships Dataset, 30-Jun-2008, <http://www.caida.org/data/active/as-relationships>; <http://as-rank.caida.org/data/2008/as-rel.20080630.a0.01000.txt>.
- [28] R. Milo, *et al.*, Science, **303**, 1538 (2004).
- [29] R. Pastor-Satorras and A. Vespignani, Phys. Rev. Lett. **86**, 3200 (2001).
- [30] M. Barthélemy, *et al.*, J. Theor. Biol. **235**, 275 (2005).
- [31] V. Sood and S. Redner, Phys. Rev. Lett. **94**, 178701 (2005).
- [32] T. M. Liggett, *Interacting Particle Systems* (Springer, New York, 1985).
- [33] R. Durrett, *Random Graph Dynamics* (Cambridge University Press, 2007).
- [34] J.-P. Onnela, *et al.*, arXiv:1006.5731 (2010).
- [35] V. Colizza, *et al.*, Nat. Phys. **3**, 276 (2007).
- [36] A network obtained by considering the 500 US airports with the largest amount of traffic from publicly available data., http://sites.google.com/site/cxnets/US_largest500_airportnetwork.txt.
- [37] J. Duch and A. Arenas, Phys. Rev. E **72**, 027104 (2005).
- [38] A metabolic network of *C. Elegans*, http://deim.urv.cat/~aarenas/data/xarxes/celegans_metabolic.zip.

- [39] V. Colizza, *et al.*, *Physica A* **352**, 1 (2005).
- [40] V. Colizza, *et al.*, *Nat. Phys.* **2**, 110 (2006).
- [41] Protein interaction network of the yeast *Saccharomyces cerevisiae* extracted with different experimental techniques and collected at the Database of Interacting Proteins (<http://dip.doe-mbi.ucla.edu/>), <http://sites.google.com/site/cxnets/DIP.dat>.
- [42] A neural network of *C. Elegans.*, <http://www-personal.umich.edu/~mejn/netdata/celegansneural.zip>.
- [43] M. E. J. Newman, *Proc. Natl. Acad. Sci. U.S.A.* **98**, 404 (2001).
- [44] Network of coauthorships between scientists posting preprints on the Condensed Matter E-Print Archive, includes all preprints posted between 1-Jan-1995 and 31-Mar-2005, <http://www-personal.umich.edu/~mejn/netdata/cond-mat-2005.zip>.
- [45] X. Guardiola, *et al.*, arXiv: 0206240 (2002).
- [46] M. Boguñá, *et al.*, *Phys. Rev. E*, **70**, 056122 (2004).
- [47] Largest connected component of the network of users of the Pretty-Good-Privacy algorithm for secure information interchange, <http://deim.urv.cat/~aarenas/data/xarxes/PGP.zip>.
- [48] An undirected, unweighted network representing the topology of the Western States Power Grid of the United States, <http://www-personal.umich.edu/~mejn/netdata/power.zip>.
- [49] M. E. J. Newman, *SIAM Rev.* **45**, 167 (2003).
- [50] S. Melnik, *et al.*, *Phys. Rev. E*, **83**, 056107 (2011).
- [51] S. A. Levin and R. Durrett, *Phil. Trans. R. Soc. Lond. B*, **351**, 1615 (1996).
- [52] K. T. D. Eames and M. J. Keeling, *Proc. Nat. Acad. Sci. USA*, **99**, 13330 (2002).
- [53] T. House and M. J. Keeling, *J. R. Soc. Interface*, **8**, 67 (2011).
- [54] B. Guerra and J. Gómez-Gardeñes, *Phys. Rev. E*, **82**, 035101(R) (2010).
- [55] S. Gómez *et al.*, *EuroPhys. Lett.* **89**, 38009 (2010).
- [56] P. S. Dodds and J. L. Payne, *Phys. Rev. E*, **79**, 066115 (2009).
- [57] B. Bollobás, *Random Graphs* (Cambridge University Press, Cambridge, UK, 2nd ed. 2001).
- [58] A. Vázquez and Y. Moreno, *Phys. Rev. E*, **67**, 015101(R) (2003).
- [59] H. Hong, M. Y. Choi, and B. J. Kim, *Phys. Rev. E*, **65**, 026139 (2002).
- [60] J. Gómez-Gardeñes, Y. Moreno, and A. Arenas, *Phys. Rev. E*, **75**, 066106 (2007).
- [61] C. Castellano and R. Pastor-Satorras, *Phys. Rev. Lett.*, **105**, 218701 (2010).
- [62] R. Parshani, S. Carmi, and S. Havlin, *Phys. Rev. Lett.*, **104**, 258701 (2010).
- [63] R. Alberich, *et al.*, arXiv:cond-mat/0202174 (2002).
- [64] J. C. Johnson and L. Krempel, *J. Soc. Str.* **5**, 1 (2004).
- [65] K. Norlen, *et al.*, Proceedings of International Telecommunications Society 14th Biennial Conference (ITS2002) (2002).
- [66] L. A. Adamic and N. Glance, LinkKDD '05: Proceedings of the 3rd international workshop on link discovery, 36 (2005).
- [67] R. Milo, *et al.*, *Science* **298**, 824 (2002).
- [68] S. Mangan and U. Alon, *Proc. Nat. Acad. Sci. U.S.A.* **100**, 11980 (2003).
- [69] One should not think of PA theories as theories that only add information about degree-degree correlations. Each particular PA or MF theory can either neglect degree-degree correlations (or other *structural* correlations, that specify connections between nodes), or take them into account. The difference is that MF theories are derived under assumption (iii) of the absence of *dynamical* correlations while PA theories take the dynamical correlations into consideration.
- [70] Assumption (i) also appears in Eq. (5) through the summation of $i_{k'}$. This supposes that the neighbors' states are independent of each other—i.e., that pairs of neighbors do not form part of a triangle with node B_1 .

#	Network	N	z	d	frac($k \leq 10$)	C	\tilde{C}	r	E_K	E_S	E_V	E_V^{PA}	Ref(s)
1	Word adjacency: Spanish	11558	7.45	942.58	0.91	0.38	0.02	-0.2819	-0.03	0.01	0.21	0.04	[28]
2	Word adjacency: English	7377	11.98	666.03	0.81	0.41	0.04	-0.2366	-0.03	0.01	0.12	0.03	[28]
3	AS Internet	28311	4.00	473.65	0.96	0.21	0.01	-0.2000	0.08	0.03	0.44	0.08	[27]
4	Word adjacency: French	8308	5.74	376.22	0.93	0.21	0.01	-0.2330	-0.02	0.03	0.23	0.003	[28]
5	Marvel comics	6449	52.17	338.16	0.25	0.78	0.19	-0.1647	-0.03	0.02	0.03	0.008	[63]
6	Reuters 9/11 news	13308	22.25	236.17	0.70	0.37	0.11	-0.1090	-0.01	0.01	0.04	-0.009	[64]
7	Word adjacency: Japanese	2698	5.93	199.99	0.92	0.22	0.03	-0.2590	-0.02	0.02	0.24	0.01	[28]
8	Facebook Oklahoma	17420	102.47	186.04	0.11	0.23	0.16	0.0737	0.03	0.01	0.02	0.01	[17, 18]
9	Corporate ownership (EVA)	4475	2.08	113.85	0.98	0.01	0.00	-0.1851	0.80	0.06	1.00	0.65	[65]
10	Political blogs	1222	27.36	100.07	0.45	0.32	0.23	-0.2213	0.04	0.01	0.05	0.009	[66]
11	Facebook Caltech	762	43.70	74.65	0.20	0.41	0.29	-0.0662	0.004	0.01	0.04	0.009	[17, 18]
12	Airports500	500	11.92	59.50	0.76	0.62	0.35	-0.2679	-0.002	0.06	0.29	0.19	[35, 36]
13	<i>C. Elegans</i> Metabolic	453	8.94	51.57	0.86	0.65	0.12	-0.2258	0.03	0.04	0.18	0.04	[37, 38]
14	Interacting Proteins	4713	6.30	32.92	0.84	0.09	0.06	-0.1360	0.14	0.04	0.19	-0.03	[39-41]
15	<i>C. Elegans</i> Neural	297	14.46	32.00	0.41	0.29	0.18	-0.1632	0.10	0.03	0.09	0.006	[19, 42]
16	Transcription yeast	662	3.21	22.31	0.95	0.05	0.02	-0.4098	0.64	0.08	0.70	0.36	[67]
17	Coauthorships	39577	8.88	20.17	0.77	0.65	0.25	0.1863	0.22	0.08	0.14	0.01	[43, 44]
18	Transcription <i>E. coli</i>	328	2.78	17.88	0.96	0.11	0.02	-0.2648	0.48	0.09	0.79	0.43	[68]
19	PGP Network	10680	4.55	13.46	0.90	0.27	0.38	0.2382	0.50	0.16	0.45	0.17	[45-47]
20	Electronic Circuit (s838)	512	3.20	4.01	1.00	0.05	0.05	-0.0300	0.78	0.23	0.62	0.23	[28]
21	Power Grid	4941	2.67	3.97	0.99	0.08	0.10	0.0035	0.93	0.29	0.90	0.65	[19, 48]
22	γ -theory [$\gamma(3, 3) = 1$]	1002	3	3	1.00	1/3	1/3	N/A	0.91	0.89	0.78	0.47	[8]
23	γ -theory [$\gamma(3, 3) = 1$]	10002	3	3	1.00	1/3	1/3	N/A	0.97	0.88	0.79	0.49	[8]

TABLE I: Basic diagnostics and error measures for the networks used in this paper. All real-world data have been treated in the form of undirected, unweighted networks. We only consider the largest connected component of each network, for which we enumerate the following properties: total number of nodes N ; mean degree z ; mean first-neighbor degree d ; fraction of nodes of degree 10 or less; clustering coefficients C and \tilde{C} (defined, respectively, in Eqs. (3.6) and (3.4) of Ref. [49]); and Pearson degree correlation coefficient r . The quantities E_S , E_K and E_V are the relative MF errors for the SIS, Kuramoto, and voter models, E_V^{PA} is the relative PA error for the voter model. The last column gives the citation for the network in this paper's bibliography and/or the URL of a data file.