



**UNIVERSITY OF LEEDS**

This is a repository copy of *A statistical analysis of three ensembles of crop model responses to temperature and CO<sub>2</sub> concentration*.

White Rose Research Online URL for this paper:  
<http://eprints.whiterose.ac.uk/91996/>

Version: Accepted Version

---

**Article:**

Makowski, D, Asseng, S, Ewert, F et al. (89 more authors) (2015) A statistical analysis of three ensembles of crop model responses to temperature and CO<sub>2</sub> concentration. *Agricultural and Forest Meteorology*, 214. 483 - 493. ISSN 0168-1923

<https://doi.org/10.1016/j.agrformet.2015.09.013>

---

**Reuse**

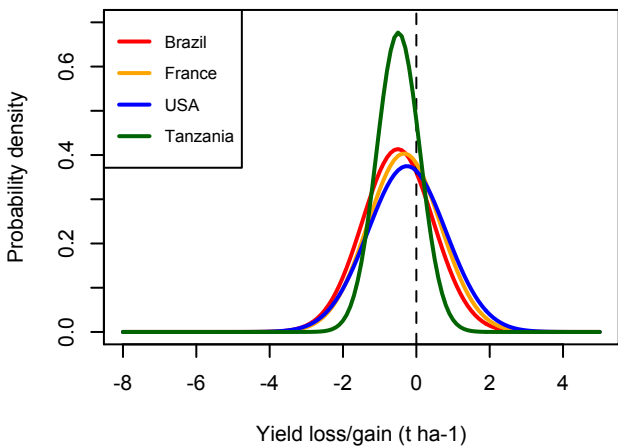
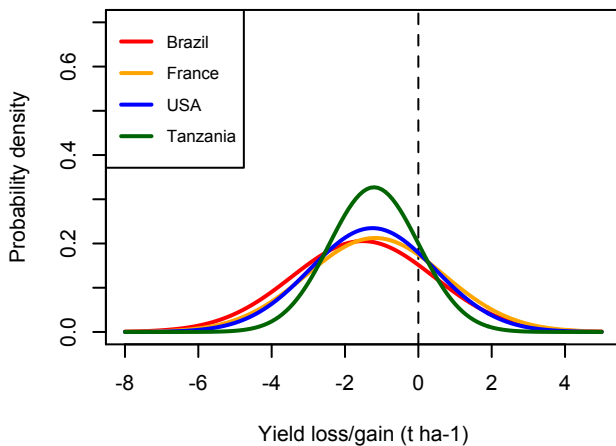
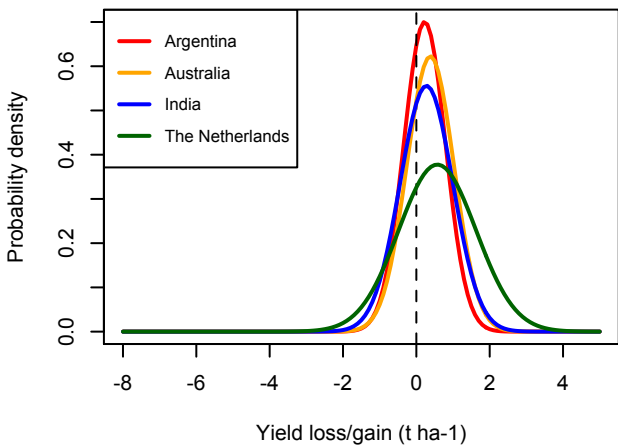
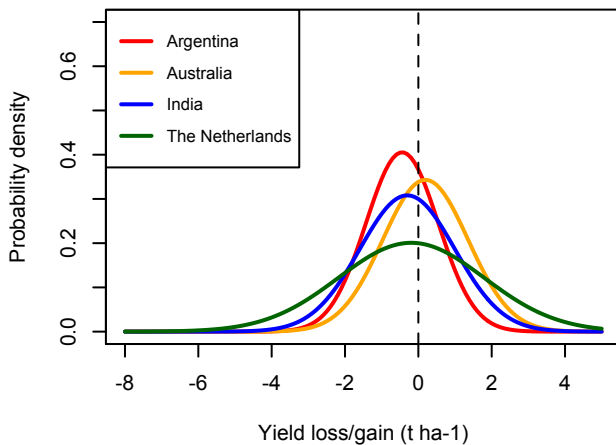
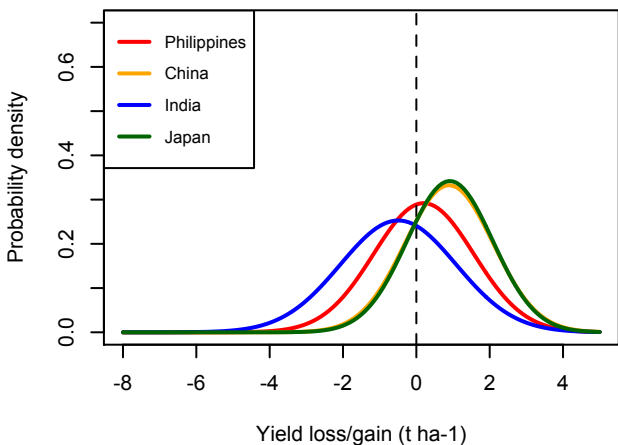
Unless indicated otherwise, fulltext items are protected by copyright with all rights reserved. The copyright exception in section 29 of the Copyright, Designs and Patents Act 1988 allows the making of a single copy solely for the purpose of non-commercial research or private study within the limits of fair dealing. The publisher or other rights-holder may allow further reproduction and re-use of this version - refer to the White Rose Research Online record for this item. Where records identify the publisher as the copyright holder, users can verify any specific terms of use on the publisher's website.

**Takedown**

If you consider content in White Rose Research Online to be in breach of UK law, please notify us by emailing [eprints@whiterose.ac.uk](mailto:eprints@whiterose.ac.uk) including the URL of the record and the reason for the withdrawal request.



[eprints@whiterose.ac.uk](mailto:eprints@whiterose.ac.uk)  
<https://eprints.whiterose.ac.uk/>

A. Maize  $\Delta T=2^\circ\text{C}$ B. Maize  $\Delta T=4^\circ\text{C}$ C. Wheat  $\Delta T=2^\circ\text{C}$ D. Wheat  $\Delta T=4^\circ\text{C}$ E. Rice  $\Delta T=2^\circ\text{C}$ F. Rice  $\Delta T=4^\circ\text{C}$ 