



Deposited via The University of Leeds.

White Rose Research Online URL for this paper:

<https://eprints.whiterose.ac.uk/id/eprint/91177/>

Version: Accepted Version

---

**Article:**

Johnston, KG, Robitaille, TP, Beuther, H et al. (2015) A Keplerian-like disk around the forming O-type star AFGL 4176. *Astrophysical Journal Letters*, 813 (1). L19. ISSN: 2041-8205

<https://doi.org/10.1088/2041-8205/813/1/L19>

---

**Reuse**

Items deposited in White Rose Research Online are protected by copyright, with all rights reserved unless indicated otherwise. They may be downloaded and/or printed for private study, or other acts as permitted by national copyright laws. The publisher or other rights holders may allow further reproduction and re-use of the full text version. This is indicated by the licence information on the White Rose Research Online record for the item.

**Takedown**

If you consider content in White Rose Research Online to be in breach of UK law, please notify us by emailing [eprints@whiterose.ac.uk](mailto:eprints@whiterose.ac.uk) including the URL of the record and the reason for the withdrawal request.

## A KEPLERIAN-LIKE DISK AROUND THE FORMING O-TYPE STAR AFGL 4176

KATHARINE G. JOHNSTON<sup>1</sup>, THOMAS P. ROBITAILLE<sup>2</sup>, HENRIK BEUTHER<sup>2</sup>, HENDRIK LINZ<sup>2</sup>, PAUL BOLEY<sup>3</sup>, ROLF KUIPER<sup>4,2</sup>, ERIC KETO<sup>5</sup>, MELVIN G. HOARE<sup>1</sup> AND ROY VAN BOEKEL<sup>2</sup>

(Accepted September 30, 2015)

## ABSTRACT

We present Atacama Large Millimeter/submillimeter Array (ALMA) line and continuum observations at 1.2 mm with  $\sim 0.3''$  resolution that uncover a Keplerian-like disk around the forming O-type star AFGL 4176. The continuum emission from the disk at 1.21 mm (source mm1) has a deconvolved size of  $870 \pm 110 \text{ AU} \times 330 \pm 300 \text{ AU}$  and arises from a structure  $\sim 8 M_{\odot}$  in mass, calculated assuming a dust temperature of 190 K. The first-moment maps, pixel-to-pixel line modeling, assuming local thermodynamic equilibrium (LTE), and position-velocity diagrams of the  $\text{CH}_3\text{CN}$  J=13–12 K-line emission all show a velocity gradient along the major axis of the source, coupled with an increase in velocity at small radii, consistent with Keplerian-like rotation. The LTE line modeling shows that where  $\text{CH}_3\text{CN}$  J=13–12 is excited, the temperatures in the disk range from  $\sim 70$  to at least 300 K and that the  $\text{H}_2$  column density peaks at  $2.8 \times 10^{24} \text{ cm}^{-2}$ . In addition, we present Atacama Pathfinder Experiment (APEX)  $^{12}\text{CO}$  observations which show a large-scale outflow from AFGL 4176 perpendicular to the major axis of mm1, supporting the disk interpretation. Finally, we present a radiative transfer model of a Keplerian disk surrounding an O7 star, with a disk mass and radius of  $12 M_{\odot}$  and 2000 AU, that reproduces the line and continuum data, further supporting our conclusion that our observations have uncovered a Keplerian disk around an O-type star.

*Subject headings:* radiative transfer — techniques: interferometric — circumstellar matter — stars: formation — stars: massive — ISM: jets and outflows

## 1. INTRODUCTION

The process of star formation is often pictured as a young star being fed by a disk formed as a result of angular momentum conservation over a period of tens of thousands to millions of years. Yet this picture has been mainly derived from observations of disks that have practically finished accreting. In actuality, it has been confirmed only relatively recently that stable, rotationally supported, Keplerian disks around low-mass Class 0/I protostars exist at earlier times, when the star and its disk is concealed deeply in an accreting envelope (e.g., Brinch et al. 2007; Jørgensen et al. 2009; Tobin et al. 2012; Murillo et al. 2013).

The situation is even less clear when it comes to forming massive stars, which go on to reach a final mass of  $8 M_{\odot}$  and above. As they form so quickly ( $t_{\text{form}} \sim 10^4 - 10^5$  yr), they spend the entirety of their formation still embedded in a surrounding envelope. Are these protostars the high-mass equivalents of low-mass Class 0/I objects, and do they also have disks? Many of the energetic feedback mechanisms associated with massive stars, such as radiation pressure and at later times stellar winds and photo-ionization, would halt the vast amount of accretion required to form these stars. In the-

ory, these can be bypassed by the existence of a disk (e.g. Yorke & Sonnhalter 2002; Krumholz et al. 2009; Kuiper et al. 2010, 2011), allowing the radiation pressure, winds, or hot ionized gas to be channeled away along the axis perpendicular to the disk, where densities are lower.

Recent observations of early B-type (proto)stars have responded to this prediction with detections of disk candidates which have kinematics that appear to be dominated by the central protostar and are stable (e.g. Johnston et al. 2011; Sánchez-Monge et al. 2013; Cesaroni et al. 2014; Beltrán et al. 2014). Yet the number of disks discovered so far only constitutes a handful (Cesaroni et al. 2007; Beltrán et al. 2011), as many of the observed rotating structures, instead referred to as toroids, are too large and rotate too slowly to be in centrifugal equilibrium. Stepping up to O-type stars, there are even fewer candidates (e.g., Wang et al. 2012; Hunter et al. 2014; Zapata et al. 2015); in these cases the detections are based on a velocity gradient across the source and an outflow or jet that is projected perpendicular to the candidate disk plane.

In this letter we present ALMA observations that trace a Keplerian-like disk toward the infrared source AFGL 4176, which constitutes the best observational example of an O-type protostar with a disk to-date.

AFGL 4176 (G308.918+0.123, IRAS 13395-6153) is a forming massive star with coordinates  $13^{\text{h}}43^{\text{m}}01^{\text{s}}.69 - 62^{\circ}08'51.3''$  (FK5 J2000), embedded in a star-forming region with a total luminosity of  $\sim 10^5 L_{\odot}$  ( $d = 4.2 \text{ kpc}$ , Boley et al. 2012; Green & McClure-Griffiths 2011). The source lies at the northern edge of an H II region (Caswell et al. 1992; Ellingsen et al. 2005; Shabala et al. 2006) that peaks  $\sim 4''$  to the south of AFGL 4176, likely powered by another star of spectral

<sup>1</sup>School of Physics & Astronomy, E.C. Stoner Building, The University of Leeds, Leeds, LS2 9JT, UK; k.g.johnston@leeds.ac.uk

<sup>2</sup>Max Planck Institute for Astronomy, Königstuhl 17, D-69117 Heidelberg, Germany

<sup>3</sup>Ural Federal University, Astronomical Observatory, 51 pr. Lenina, Ekaterinburg, Russia

<sup>4</sup>Institute of Astronomy and Astrophysics, Eberhard Karls University Tübingen, Auf der Morgenstelle 10, D-72076 Tübingen, Germany

<sup>5</sup>Harvard-Smithsonian Center for Astrophysics, 60 Garden St, Cambridge, MA 02138, USA

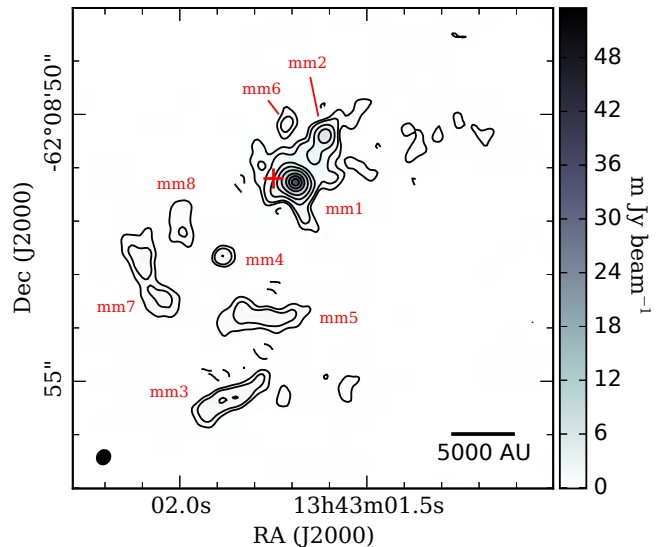
type O9. Four 6.7 GHz Class II methanol maser spots with an extent of 840 AU at 4.2 kpc lie in close proximity to AFGL 4176 along a line with position angle (PA)  $\sim 35^\circ$  (Phillips et al. 1998).  $\text{NH}_3$  observations have uncovered that the star is embedded in a large-scale rotating toroid with a radius of  $\sim 0.7$  pc (Johnston et al. 2014). The large-scale continuum emission at 1.2 mm (Beltrán et al. 2006) traces a dense core of 0.8 pc and  $890 M_\odot$  at 4.2 kpc, and knots of shocked  $\text{H}_2$  emission have been detected (De Buizer et al. 2009), suggesting the presence of an outflow. Boley et al. (2012) have modeled the spectral energy distribution (SED) and mid-IR interferometric observations of AFGL 4176, finding that the latter required a non-spherically-symmetric model to adequately fit the data. They interpreted the mid-IR visibilities as a combination of a disk-like structure with radius of 660 AU at 4.2 kpc, inclination of  $60^\circ$ , and PA= $112^\circ$ , and a spherically symmetric Gaussian halo with a FWHM of  $\sim 600$  AU (Boley et al. 2012, 2013). Finally, Ilee et al. (2013) found that the  $2.3\mu\text{m}$  CO band-head emission toward AFGL 4176 is consistent with the inner  $\sim 10$  AU of a Keplerian disk.

## 2. OBSERVATIONS

### 2.1. ALMA Observations

We observed AFGL 4176 with the 12 m antenna array of the Atacama Large Millimeter/submillimeter Array (ALMA) during Cycle 1, under program 2012.1.00469.S (PI Johnston). The observations were carried out on 2014 August 16 and 17 in dual-polarization mode in Band 6 ( $\sim 250$  GHz or 1.2 mm) under good weather conditions (precipitable water vapor, PWV $\sim 1.32$  and 1.14 mm respectively). AFGL 4176 was observed with one pointing centered on  $13^{\text{h}}43^{\text{m}}01^{\text{s}}.08$   $-62^\circ 08' 55.5''$  (FK5 J2000). Two wide and two narrow spectral windows (spws) were observed with respective widths of 1.875 GHz and 468.750 MHz. The two wide spws were centered at 240.541 and 254.043 GHz, while the two narrow spws were centered at frequencies of 239.072 and 256.349 GHz. The spectral resolution was 1129 kHz ( $1.41$  and  $1.33 \text{ km s}^{-1}$ ) and 282 kHz ( $0.354$  and  $0.330 \text{ km s}^{-1}$ ) respectively. Thirty-nine antennas were included in the array, of which 36 had useful data. Baseline lengths were 14.4 to 1210.8 m, providing a largest angular scale of  $\sim 18''$ . The primary beam size was 22.7 - 24.4''. The bandpass calibrators were J1617-5848 and J1427-4206 and absolute flux calibrators were Titan and Ceres on August 16 and 17 respectively. Phase/gain calibrators were J1308-6707 and J1329-5608 for both days. The flux calibration uncertainty was estimated to be  $\lesssim 20\%$ .

Calibration was carried out using the Common Astronomy Software Applications (CASA) version 4.2.1 via the delivered pipeline script. We improved the resulting images by self-calibration of the continuum, and applied these solutions to the line data. The continuum images were made using 1.4 GHz bandwidth of line-free channels across all spws. The central frequency of the combined continuum emission is 247.689 GHz (1.210 mm). Imaging was carried out using Briggs weighting with a robust parameter of 0.5. The noise in the continuum image is  $78 \mu\text{Jy beam}^{-1}$  in a beam of  $0.28'' \times 0.24''$ , PA= $-30.2^\circ$ . In this letter, we also present the detected K ladder transitions of  $\text{CH}_3\text{CN}$  J=13–12. The K=0 to 8 transitions were



**Figure 1.** Continuum emission toward AFGL 4176 at 1.21 mm observed with ALMA, in grayscale and contours ( $\sigma = 78 \mu\text{Jy beam}^{-1} \times -5, 5, 10, 25, 50, 100, 200, 300, 400$ ). The beam is shown in the bottom left corner. The red cross shows the position of the Class II methanol maser group reported in Phillips et al. (1998) and the mm sources are labeled.

observed within the 239.072 GHz band. For the K=2 to 8 images presented below, the noise ranges between 3.4 and 6.2  $\text{mJy beam}^{-1}$  in a beam of  $0.30'' \times 0.28''$ , PA= $37.7$  to  $37.9^\circ$ .

### 2.2. APEX Observations

We observed AFGL 4176 with the Atacama Pathfinder Experiment (APEX)<sup>6</sup> 12 m antenna for program M0020.89 during the night 2012 April 20–21 under very good weather (PWV $\sim 0.4$  mm). The Swedish Heterodyne Facility Instrument (SHeFi) APEX-2 receiver was tuned to  $^{12}\text{CO}(3-2)$  at 345.79599 GHz in the lower sideband, providing a beam size of  $18''$ . On-the-fly maps of  $2.5' \times 2.5'$  extent were taken in two perpendicular scan directions to reduce scanning artifacts. The XFITS2 backend provided a channel separation of  $0.1984 \text{ km s}^{-1}$ . The achieved rms in the spectra in the central part of the map is around 0.12 K. The data reduction was performed within GILDAS/CLASS<sup>7</sup>. Brightness temperatures throughout this letter are stated in main-beam temperatures ( $T_{\text{MB}}$ ).

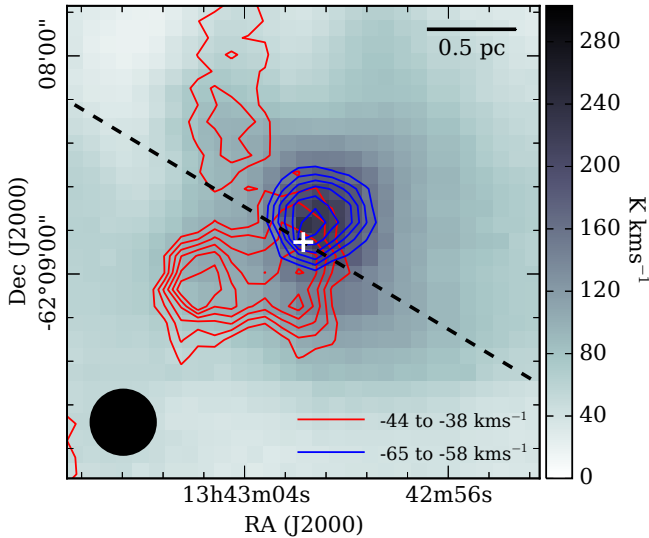
## 3. RESULTS AND DISCUSSION

In Fig. 1 we present the 1.21 mm continuum emission from the AFGL 4176 region. The emission is dominated by mm1, with a peak position in the non-self-calibrated image of  $13^{\text{h}}43^{\text{m}}01^{\text{s}}.693$   $-62^\circ 08' 51.25''$  (FK5 J2000), coincident with the position of AFGL 4176 in 2MASS (with  $\sim 0.1''$  positional uncertainty<sup>8</sup>). Performing a gaussian fit to mm1, we determined a peak flux of  $37 \pm 2 \text{ mJy beam}^{-1}$ , an integrated flux of  $50 \pm 4 \text{ mJy}$ , a deconvolved size of  $0.21 \pm 0.03'' \times 0.08 \pm 0.07''$  ( $870 \pm 110 \text{ AU}$

<sup>6</sup> APEX is a collaboration between the Max-Planck-Institut für Radioastronomie, the European Southern Observatory, and the Onsala Space Observatory.

<sup>7</sup> <http://www.iram.fr/IRAMFR/GILDAS>

<sup>8</sup> <http://www.ipac.caltech.edu/2mass/releases/allsky/doc/sec1.6b.html#psreptsour>



**Figure 2.** Large-scale bipolar outflow from AFGL 4176 seen in  $^{12}\text{CO}$  J=3–2 with APEX. The total integrated emission is shown in grayscale, and the integrated red- and blue-shifted emission is shown in contours at 40, 50, 60...90% of the peak integrated fluxes (11.5 and 24.9 K km s $^{-1}$  respectively). Velocity ranges for integration of the red- and blue-shifted emission are shown in the bottom right, and the beam in the bottom left. The cross and dashed line mark the peak and PA of the continuum emission shown in Fig. 1.

×330±300 AU), and PA=59±17°. Using the equations of Hildebrand (1983), as well as assuming 190 K (the average temperature of the disk derived from CASSIS LTE line modeling below), a gas-to-dust ratio of 154 (Draine 2011), and a dust opacity at 1.21 mm of 0.24 cm $^2$  g $^{-1}$  (Draine 2003a,b, with  $R_V = 5.5$ ), we derive a gas mass and peak column density of 8 M $_{\odot}$  and 8×10 $^{24}$  cm $^{-2}$  for mm1. As well as a compact component, mm1 includes low-lying 5–10 $\sigma$  emission extending NW, perpendicular to the major axis of mm1, that joins it to mm2. The remaining mm sources lie in the NW and SE quadrants around mm1, including two compact sources mm2 and mm4 on opposite sides of mm1. Full observed properties of all detected 1.21 mm sources will be given in an upcoming paper (Johnston et al., in preparation).

Figure 2 shows the integrated  $^{12}\text{CO}$  J=3–2 emission from the red- and blue-shifted high-velocity wings of the bipolar outflow from AFGL 4176 observed by APEX, overlaid upon a  $^{12}\text{CO}$  zero-moment map shown in grayscale. The outflow lobes are orientated roughly NW-SE, perpendicular to the PA of the source mm1, shown as a dashed line in Fig. 2. This relative geometry suggests mm1 is a disk driving the large-scale outflow seen in  $^{12}\text{CO}$ .

The kinematics of the gas in mm1 traced by first- and second-moment maps (intensity-weighted velocity and linewidth fields respectively) of CH $_3$ CN J=13–12 K=3 emission are shown in panels a) and b) of Fig. 3. The velocity field of the K=3 line in panel a) shows a clear velocity gradient along the major axis of mm1, which is also present in lines K=2–8 and on arcminute scales in NH $_3$  (Johnston et al. 2014). The velocity field shown in Fig. 3 is similar to that expected from disks in near-Keplerian rotation (e.g. HD 100546 and TW Hya, respectively Pineda et al. 2014; Hughes et al. 2011). For instance, there is a quick change from blue- to red-shifted

emission when crossing the minor axis of the source. In addition, the emission in the most blue- and red-shifted channels is found close to the continuum peak position, whereas the lower-velocity gas is more extended. The linewidths across mm1 in panel b) peak towards the continuum peak, consistent with beam-averaging of high-velocity red- and blue-shifted emission. There is extended CH $_3$ CN emission to the NW of mm1 with near-systemic velocities ( $v_{\text{LSR}} \sim -52$  km s $^{-1}$ ), as well as blue-shifted gas associated with mm2, which would be consistent with this source being associated with the blue-shifted lobe seen in  $^{12}\text{CO}$ .

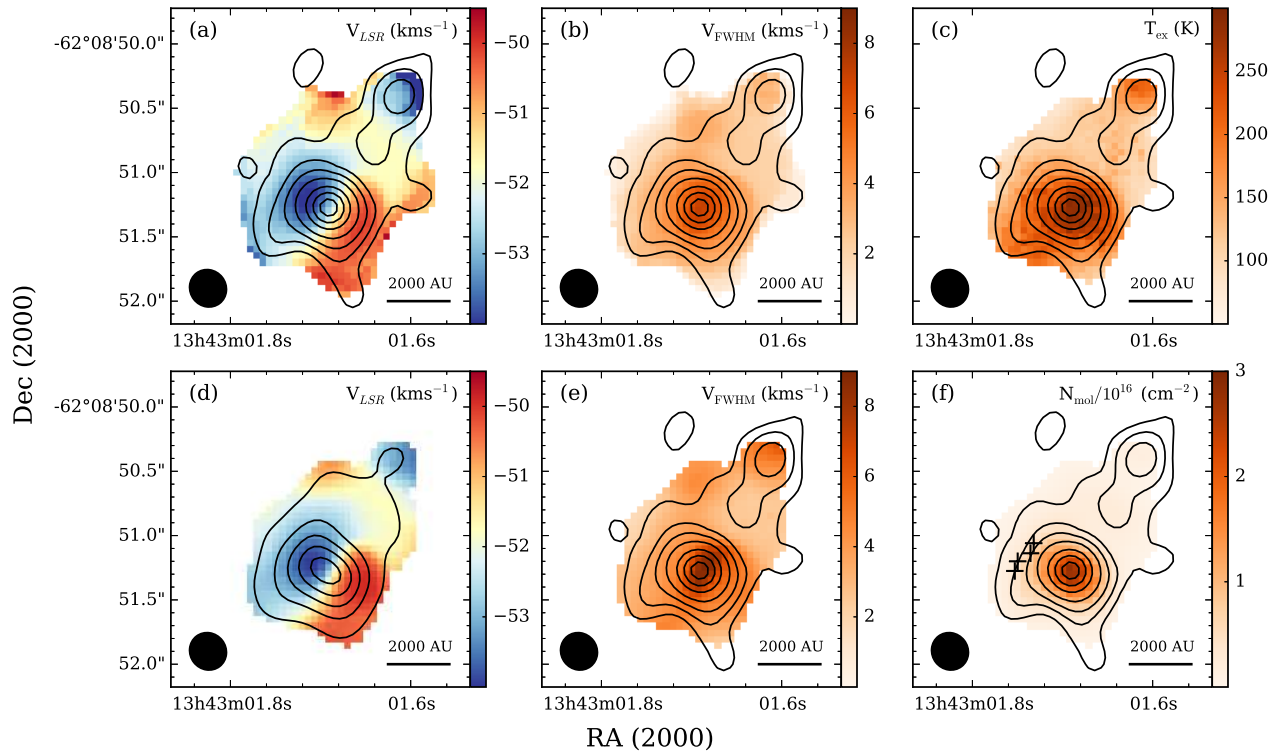
Figure 3 panels c) through f) present the results of modeling the CH $_3$ CN and CH $_3^{13}\text{CN}$  J=13–12 K-ladders in the spectrum associated with each pixel, making a map of excitation temperature ( $T_{\text{ex}}$ ), velocity ( $v_{\text{LSR}}$ ), linewidth ( $v_{\text{FWHM}}$ ), and column density ( $N_{\text{mol}}$ ) across the source. The modeling was carried out using CASSIS<sup>9</sup> and the JPL molecular spectroscopy database<sup>10</sup>, using the Markov Chain Monte Carlo  $\chi^2$  minimization method and assuming Local Thermodynamic Equilibrium (LTE). Given  $N_{\text{mol}}$  and  $T_{\text{ex}}$ , CASSIS determines an optical depth which is included in each model. We assume a [ $^{12}\text{C}/^{13}\text{C}$ ] abundance ratio of 60 (assuming the distance to the Galactic center is 8.4 kpc and thus a Galactocentric distance to AFGL 4176 of 6.6 kpc; Reid et al. 2009; Milam et al. 2005), a source size of 0.53' from the fitted size of the K=0,1 zero-moment map, and initial parameter ranges  $T_{\text{ex}} = 50 - 350$  K,  $v_{\text{LSR}} = -57 - -47$  km s $^{-1}$ ,  $v_{\text{FWHM}} = 0.5 - 10$  km s $^{-1}$  and  $N_{\text{mol}} = 1 \times 10^{14} - 1 \times 10^{17}$  cm $^{-2}$ . The resultant temperature shown in panel c) peaks at the continuum peak position, and has values ranging between 74 and 294 K. There is also a secondary temperature peak toward mm2. Panels d) and e) show similar results to the first- and second-moment maps shown in panels a) and b), however an increase in linewidth can be seen more clearly toward mm2. The column density of CH $_3$ CN peaks at 2.8×10 $^{16}$  cm $^{-2}$  toward the center of mm1, with a slight elongation along the major axis. Using the assumed size above, and an abundance of CH $_3$ CN of 10 $^{-8}$  (e.g. Gibb et al. 2000; Bisschop et al. 2007), this corresponds to H $_2$  column and volume densities of 2.8×10 $^{24}$  cm $^{-2}$  and >8×10 $^7$  cm $^{-3}$  respectively.

Having established that a rotating structure, likely a disk, surrounds AFGL 4176 mm1, we can compare it with the geometry of the circumstellar material determined from modeling of observations from the Mid-infrared Interferometric Instrument (MIDI; Boley et al. 2012, 2013). The PA of mm1 ( $\sim 60^\circ$ ) is not aligned with the 112° determined from the MIDI visibilities. Although these PA are not exactly orthogonal, these two observations may be reconciled if the MIDI observations are instead tracing heated dust in the outflow cavity, such as found for W33 A (de Wit et al. 2010). We also note that although offset from the continuum peak of mm1, the four Class II methanol maser spots detected by Phillips et al. (1998) shown in Figure 3 f) lie along a line almost perpendicular to the disk.

To investigate the dynamics of mm1 further, we

<sup>9</sup> CASSIS is developed by IRAP-UPS/CNRS (<http://cassis.irap.omp.eu>)

<sup>10</sup> <http://spec.jpl.nasa.gov>



**Figure 3.** Panels a) and b) show first- and second-moment maps of the CH<sub>3</sub>CN J=13–12, K=3 emission from AFGL4176 mm1 in colorscale. Panels c) through f) show the results of the CASSIS pixel-to-pixel spectrum fitting. Continuum emission (starting at  $10\sigma$ ) similar to that shown in Fig. 1 is overplotted as contours in all panels except d), which shows the integrated K=3 emission at 10, 30, 50, 70 and 90% of the peak. The beam is shown in the bottom left corner of all panels. Panel f) shows the positions of the Class II methanol masers from Phillips et al. (1998).

present position-velocity (PV) diagrams of the CH<sub>3</sub>CN J=13–12 K=2,4,6, and 8 lines in Fig. 4 panels a) to d), along a cut centered on the continuum peak position of mm1, with width=1" and PA=61.5°, which was the average PA of the emission in the CH<sub>3</sub>CN J=13–12 K=4, 5 and 6 lines, which had good signal-to-noise and were not contaminated by envelope emission.

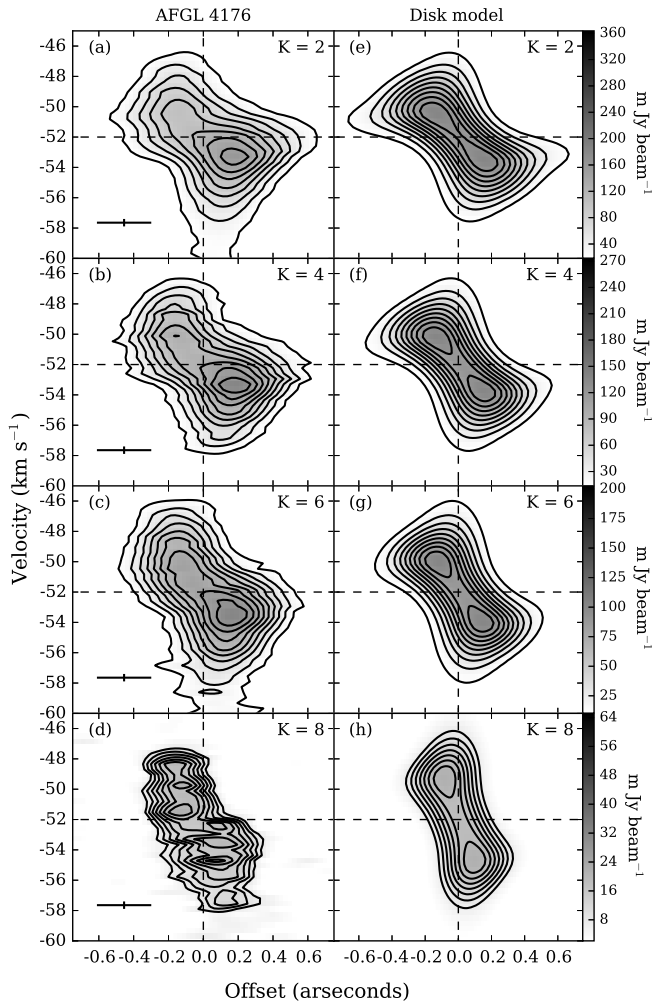
The PV diagrams of the K=2,4 and 6 lines exhibit the “butterfly” shape expected from a Keplerian-like rotation curve that increases in velocity close to the central object, and is more extended close to the systemic velocity. It bears close resemblance to the PV-diagrams observed toward the forming early B-type star IRAS 20126+4014, which has a disk in Keplerian-like rotation (Cesaroni 2005; Cesaroni et al. 2014), as well as the forming O-type stars NGC 6334 I(N) SMA 1b and IRAS 16547-4247 (Hunter et al. 2014; Zapata et al. 2015, respectively). The velocity gradient of the K-lines becomes steeper at higher values of K, thus the more-excited lines that trace hotter gas closer to the central object also trace higher velocities, which is expected from Keplerian-like rotation.

Interestingly, the PV-diagrams of the lower-K lines shown in Fig. 4 are asymmetrical about the systemic velocity, with the blue-shifted emission being brighter. This is not observed however in the K=7,8 lines. A similar blue-asymmetry is seen in the PV-diagrams of the low-excitation K-lines of CH<sub>3</sub>CN J=12–11 observed by Cesaroni et al. (2014) and Hunter et al. (2014), whereas the high-excitation lines are either symmetrical or exhibit a red-asymmetry. The CH<sub>3</sub>CN J=19–18 K=2 PV

diagram of G35.03+0.35HMC A also shows this blue-asymmetry (Beltrán et al. 2014). This has been suggested to be due to an asymmetric disk structure, however the fact that so many objects exhibit the same features in their PV-diagrams suggests this is more likely due to a radiative transfer effect and/or a geometry that is present in all sources.

To check whether a Keplerian-disk model is consistent with our observations, we ran a grid of self-consistent gas and dust radiative transfer models, where the line and continuum radiative transfer were performed using the codes MOLLIE (assuming LTE, Keto & Caselli 2010) and HYPERION (Robitaille 2011), using the Milky Way dust properties from Draine (2003a,b) with  $R_V = 5.5$ , respectively. To fit the models to the line and continuum observations, we fit the profiles of the continuum and CH<sub>3</sub>CN J=13–12 K=2–8 emission collapsed along the major and minor axes, as well as the integrated spectra for the lines. The models were convolved to the observed beam before fitting.

Panels e) to h) of Fig. 4 show the CH<sub>3</sub>CN J=13–12 PV diagrams for a model which provides a good fit to the line and continuum data. The model consists of a Keplerian flared disk of radius 2000 AU (the inner radius is set to be the dust sublimation radius, in this case 31.3 AU), total gas mass  $12 M_{\odot}$ , with a surface density decreasing as  $r^{-1.5}$  and an inclination of 30°. The scale-height of the disk is given by  $z = 6.7 (\varpi/100\text{AU})^{1.29}$  AU where  $\varpi$  is the cylindrical radius and the constants were determined in order for the disk to be in hydrostatic equilibrium. The model includes a rotationally-flattened



**Figure 4.** Panels a) through d): position-velocity diagrams of  $\text{CH}_3\text{CN}$   $J=13-12$   $K=2, 4, 6,$  and  $8$  averaged along a cut centered on the mm1 continuum peak position, with  $\text{PA}=61.5^\circ$  and width= $1''$ . The horizontal and vertical dashed lines mark the position of the continuum peak and a velocity of  $-52 \text{ km s}^{-1}$ . The crosses in the bottom left of each panel show the observational spatial and spectral resolution. Panels e) through h): position-velocity diagrams of the same lines for the model described in the text. Contour levels are 10,20,30...90% of the peak flux, except for  $K=8$  which instead starts at 30%.

infalling envelope (Ulrich 1976) with an infall rate of  $4.6 \times 10^{-4} M_\odot \text{ yr}^{-1}$  and an outer radius of 150,000 AU. The central object is a  $25 M_\odot$  zero-age main-sequence O7 star, with properties determined from Meynet & Maeder (2000) and Martins et al. (2005), specifically  $T=36,872 \text{ K}$  and  $R=6.71 R_\odot$ . The Keplerian velocity field in the model accounts for the circumstellar mass interior to a given radius. The abundance of  $\text{CH}_3\text{CN}$  relative to  $\text{H}_2$  is taken to be  $10^{-8}$  at  $>100 \text{ K}$ , dropping to  $5 \times 10^{-9}$  for  $90 \text{ K} < T < 100 \text{ K}$ , and again to  $10^{-10}$  for  $<90 \text{ K}$  (Germer et al. 2014; Collings et al. 2004). The grid of models as well as more detailed results will be presented in a future publication (Johnston et al., in preparation).

We note that the model disk mass of  $12 M_\odot$  differs from that derived using the single temperature of  $190 \text{ K}$  ( $8 M_\odot$ ) because it accounts for the expected variance in temperature and optical depth over the disk, and is the best fit from a discrete set of disk masses. In addition,

a Gaussian fit to the continuum model image gives a major FWHM of 880 AU, in good agreement with the fit to the observations (FWHM=870 AU), which indicates the Gaussian fit underestimates the actual disk size.

#### 4. CONCLUSIONS

We present ALMA observations which uncover the presence of a Keplerian-like disk around an O-type star, detected in both 1.2 mm continuum and  $\text{CH}_3\text{CN}$ . The velocity structure as traced by  $\text{CH}_3\text{CN}$  moment maps and LTE line modeling shows a clear velocity gradient and evidence of higher velocities at small radii, as expected for a Keplerian disk. In addition, we present a radiative transfer model which agrees with our ALMA observations not only in terms of the morphology of the PV diagram, but also in terms of the absolute flux of the lines and the continuum, and corroborates that we have uncovered the best example to-date of a disk in Keplerian-like rotation around a forming O-type star.

We thank the referee for insightful comments that helped improve this letter. We are grateful to have been able to observe with ALMA and APEX on Llano de Chajnantor, Chile. ALMA is a partnership of ESO (representing its member states), NSF (USA) and NINS (Japan), together with NRC (Canada), NSC and ASIAA (Taiwan), and KASI (Republic of Korea), in cooperation with the Republic of Chile. The Joint ALMA Observatory is operated by ESO, AUI/NRAO and NAOJ. We thank Frank Wyrowski, Miguel Angel Requena Torres, and our ALMA contact scientist Edwige Chapillon. PB acknowledges support from the Russian Science Foundation, grant No. 15-12-10017.

#### REFERENCES

- Beltrán, M. T., Brand, J., Cesaroni, R., Fontani, F., Pezzuto, S., Testi, L., & Molinari, S. 2006, *A&A*, 447, 221, arXiv:astro-ph/0510422
- Beltrán, M. T., Cesaroni, R., Neri, R., & Codella, C. 2011, *A&A*, 525, A151, 1010.0843
- Beltrán, M. T. et al. 2014, *A&A*, 571, A52
- Bisschop, S. E., Jørgensen, J. K., van Dishoeck, E. F., & de Wachter, E. B. M. 2007, *A&A*, 465, 913, astro-ph/0702066
- Boley, P. A., Linz, H., van Boekel, R., Bouwman, J., Henning, T., & Sobolev, A. M. 2012, *A&A*, 547, A88, 1209.3583
- . 2013, *A&A*, 557, C1
- Brinch, C., Crapsi, A., Jørgensen, J. K., Hogerheijde, M. R., & Hill, T. 2007, *A&A*, 475, 915, 0709.3175
- Caswell, J. L., Kesteven, M. J., Stewart, R. T., Milne, D. K., & Haynes, R. F. 1992, *ApJ*, 399, L151
- Cesaroni, R. 2005, *Ap&SS*, 295, 5
- Cesaroni, R., Galli, D., Lodato, G., Walmsley, C. M., & Zhang, Q. 2007, in *Protostars and Planets V*, ed. B. Reipurth, D. Jewitt, & K. Keil, 197–212
- Cesaroni, R., Galli, D., Neri, R., & Walmsley, C. M. 2014, *A&A*, 566, A73
- Collings, M. P., Anderson, M. A., Chen, R., Dever, J. W., Viti, S., Williams, D. A., & McCoustra, M. R. S. 2004, *MNRAS*, 354, 1133
- De Buizer, J. M., Redman, R. O., Longmore, S. N., Caswell, J., & Feldman, P. A. 2009, *A&A*, 493, 127, 0810.4951
- de Wit, W. J., Hoare, M. G., Oudmaijer, R. D., & Lumsden, S. L. 2010, *A&A*, 515, A45, 0912.2869
- Draine, B. T. 2003a, *ARA&A*, 41, 241, arXiv:astro-ph/0304489
- . 2003b, *ApJ*, 598, 1017, arXiv:astro-ph/0304060
- . 2011, *Physics of the Interstellar and Intergalactic Medium*
- Ellingsen, S. P., Shabala, S. S., & Kurtz, S. E. 2005, *MNRAS*, 357, 1003, arXiv:astro-ph/0412146

- Gerner, T., Beuther, H., Semenov, D., Linz, H., Vasyunina, T., Bühr, S., Shirley, Y. L., & Henning, T. 2014, *A&A*, 563, A97, 1401.6382
- Gibb, E., Nummelin, A., Irvine, W. M., Whittet, D. C. B., & Bergman, P. 2000, *ApJ*, 545, 309
- Green, J. A., & McClure-Griffiths, N. M. 2011, *MNRAS*, 417, 2500
- Hildebrand, R. H. 1983, *QJRAS*, 24, 267
- Hughes, A. M., Wilner, D. J., Andrews, S. M., Qi, C., & Hogerheijde, M. R. 2011, *ApJ*, 727, 85, 1011.3826
- Hunter, T. R., Brogan, C. L., Cyganowski, C. J., & Young, K. H. 2014, *ApJ*, 788, 187, 1405.0496
- Ilee, J. D. et al. 2013, *MNRAS*, 429, 2960, 1212.0554
- Johnston, K. G., Beuther, H., Linz, H., Boley, P., Robitaille, T. P., Keto, E., Wood, K., & van Boekel, R. 2014, *Astrophysics and Space Science Proceedings*, 36, 413
- Johnston, K. G., Keto, E., Robitaille, T. P., & Wood, K. 2011, *MNRAS*, 836, 1104.3580
- Jørgensen, J. K., van Dishoeck, E. F., Visser, R., Bourke, T. L., Wilner, D. J., Lommen, D., Hogerheijde, M. R., & Myers, P. C. 2009, *A&A*, 507, 861, 0909.3386
- Keto, E., & Caselli, P. 2010, *MNRAS*, 402, 1625, 0908.2400
- Krumholz, M. R., Klein, R. I., McKee, C. F., Offner, S. S. R., & Cunningham, A. J. 2009, *Science*, 323, 754, 0901.3157
- Kuiper, R., Klahr, H., Beuther, H., & Henning, T. 2010, *ApJ*, 722, 1556, 1008.4516
- . 2011, *ApJ*, 732, 20, 1102.4090
- Martins, F., Schaerer, D., & Hillier, D. J. 2005, *A&A*, 436, 1049, arXiv:astro-ph/0503346
- Meynet, G., & Maeder, A. 2000, *A&A*, 361, 101, astro-ph/0006404
- Milam, S. N., Savage, C., Brewster, M. A., Ziurys, L. M., & Wyckoff, S. 2005, *ApJ*, 634, 1126
- Murillo, N. M., Lai, S.-P., Bruderer, S., Harsono, D., & van Dishoeck, E. F. 2013, *A&A*, 560, A103, 1310.8481
- Phillips, C. J., Norris, R. P., Ellingsen, S. P., & McCulloch, P. M. 1998, *MNRAS*, 300, 1131
- Pineda, J. E., Quanz, S. P., Meru, F., Mulders, G. D., Meyer, M. R., Panić, O., & Avenhaus, H. 2014, *ApJ*, 788, L34, 1405.5773
- Reid, M. J. et al. 2009, *ApJ*, 700, 137, 0902.3913
- Robitaille, T. P. 2011, *A&A*, 536, A79
- Sánchez-Monge, Á. et al. 2013, *A&A*, 552, L10, 1303.4242
- Shabala, S. S., Ellingsen, S. P., Kurtz, S. E., & Forbes, L. K. 2006, *MNRAS*, 372, 457, arXiv:astro-ph/0607599
- Tobin, J. J., Hartmann, L., Chiang, H.-F., Wilner, D. J., Looney, L. W., Loinard, L., Calvet, N., & D'Alessio, P. 2012, *Nature*, 492, 83, 1212.0861
- Ulrich, R. K. 1976, *ApJ*, 210, 377
- Wang, K.-S., van der Tak, F. F. S., & Hogerheijde, M. R. 2012, *A&A*, 543, A22, 1204.4367
- Yorke, H. W., & Sonnhalter, C. 2002, *ApJ*, 569, 846, arXiv:astro-ph/0201041
- Zapata, L. A., Palau, A., Galván-Madrid, R., Rodríguez, L. F., Garay, G., Moran, J. M., & Franco-Hernández, R. 2015, *MNRAS*, 447, 1826, 1411.7421